

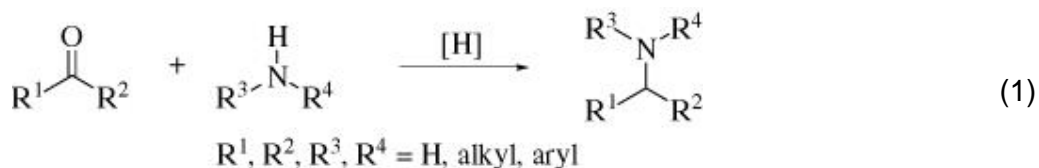
Reductive Aminations of Carbonyl Compounds with Borohydride and Borane Reducing Agents

Ellen W. Baxter, The R. W. Johnson Pharmaceutical Research Institute, Spring House, Pennsylvania

Allen B. Reitz, The R. W. Johnson Pharmaceutical Research Institute, Spring House, Pennsylvania

1. Introduction

Reductive amination is an important tool for synthetic organic chemists in the construction of carbon-nitrogen bonds. This reaction, also termed reductive alkylation, involves condensation of an aldehyde or ketone with an amine in the presence of a reducing agent as illustrated in Eq. 1. A wide variety of substrates



can be used including aliphatic aldehydes and ketones, aromatic aldehydes and ketones, and even benzophenones. Further, a range of amines from ammonia to aromatic amines, including those with electron-withdrawing substituents, can be employed. For particularly sluggish reactions, such as those involving weakly electrophilic carbonyl groups, poorly nucleophilic amines, or sterically congested reactive centers, additives such as molecular sieves or Lewis acids are often useful.

Reductive aminations have been reviewed on numerous occasions, (1-17) and this chapter focuses on those conditions in which the carbonyl component, amine, and reducing agent react in the same vessel. The reduction of a preformed, isolated species such as an imine or oxime is not covered. This review is also restricted to reductive aminations using borohydride and borane reducing agents. Reactions carried out with other metal hydrides or inorganic reducing agents in addition to catalytic hydrogenations, Leuckart conditions, and enzymatic reductive aminations are not included. A review summarizing reductive alkylation of proteins has been published recently, (18) and these substrates are not covered here. This chapter concentrates on reductive amination chemistry mediated by borohydride and other boron-containing reducing agents from 1971, the year when sodium cyanoborohydride was

introduced by Borch and coworkers, (19) through the middle of 1999. Although we have been as inclusive as possible, there are almost certainly additional references that we inadvertently missed. We apologize in advance to those authors who do not see their own contributions cited here.

In addition to reductive aminations of aldehyde and ketone substrates, we review reactions of related structures including acetals, amins, ketals, carboxylic acids, and nitriles as well as dicarbonyl substrates that form a nitrogen-containing ring. Intramolecular processes in which the substrate contains both the carbonyl and amine moieties are described. In these reactions, one of the components is typically masked, and reductive amination occurs upon deprotection. The intramolecular variant is a useful method for preparing cyclic amines.

While sodium cyanoborohydride is the best known hydride reagent for reductive alkylations, sodium borohydride is often used as well. (20) Sodium triacetoxyborohydride is now widely used because it is nontoxic and generally does not reduce the carbonyl group prior to imine formation. (21) Amine boranes such as borane-pyridine are also employed in reductive aminations. (22) We review all of the various boron-containing hydride sources in reductive aminations in this chapter, including labeled metal hydrides such as sodium cyanoborodeuteride.

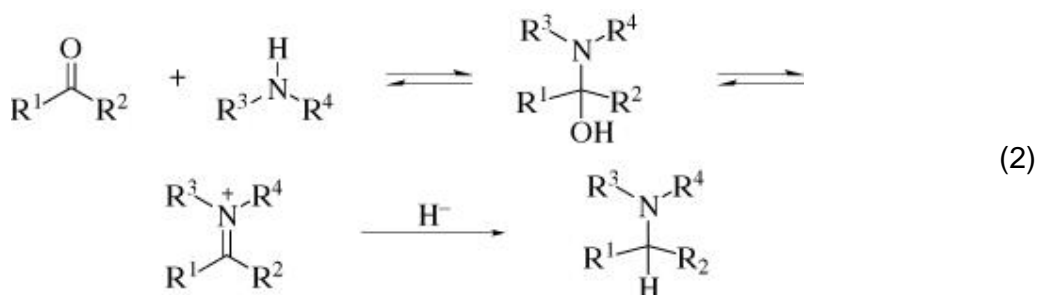
Instances where reductive aminations fail are described, including cases when reaction is not observed and also where side products appear, such as alcohols and bis-alkylated amines.

Finally, we discuss the application of this method to a solid support in parallel synthesis and combinatorial chemistry as well as reductive aminations that proceed in tandem with a second reaction such as in reductive lactamizations.

The [Tabular Survey](#) at the end of the chapter includes thousands of specific reactions and applications for reductive aminations, including sections on aldehydes, ketones, dicarbonyl substrates, tricarbonyl substrates, carboxylic acids, nitriles, intramolecular reductive aminations, reductive lactamizations, and Michael-type additions and reductive aminations.

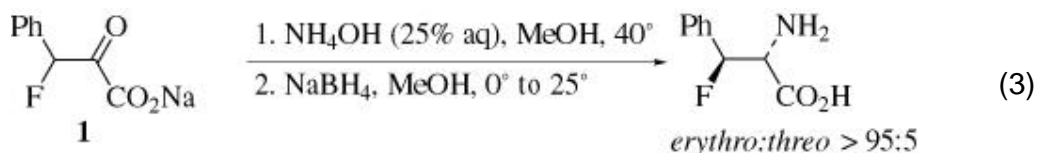
2. Mechanism and Stereochemistry

The mechanism and stereoselectivity of reductive aminations are dependent on the reducing agent and additives employed, and many examples are provided later in the text. A reasonable mechanism has been proposed (Eq. 2) involving

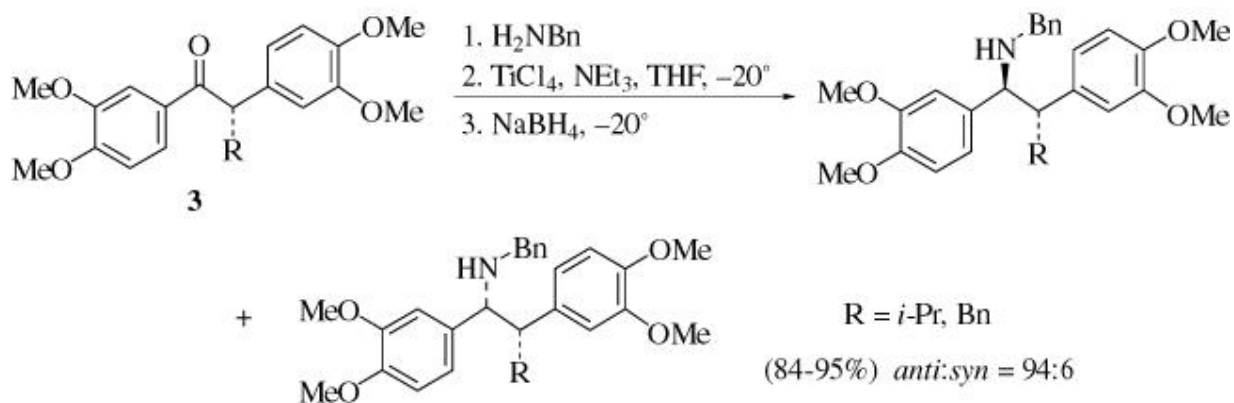
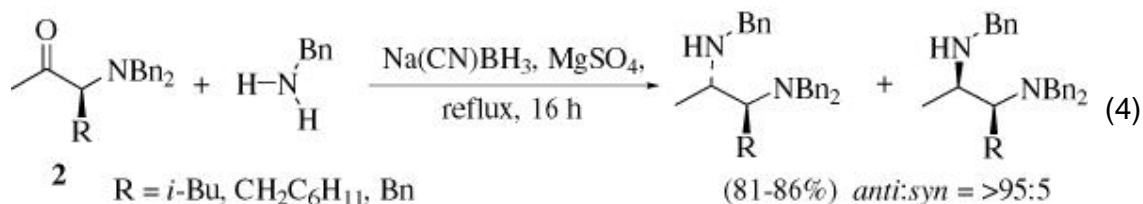


condensation of the carbonyl compound and amine to give a carbinolamine, followed by dehydration to an iminium ion that is then reduced to the amine. (19) The formation of the iminium species is reversible, but hydride addition is not. Evidence exists that hydride may attack the intermediate carbinolamine in some reactions to provide the target amine directly. (23) Depending on the reducing agent and reaction conditions used for reductive amination, a variety of functional groups (R¹–R⁴ in Eq. 1) are tolerated, including carboxylic acid, ester, amide, hydroxy, nitrile, nitro, azide, *N*-oxide, and halogen. The major side reactions commonly observed are bisalkylation of primary amines and reduction of the carbonyl group.

Reductive aminations of prochiral ketones form a new stereocenter, and stereoselectivity is often achieved. Stereoselectivity is addressed in the Scope and Limitations section, and specific examples are found in the [Tabular Survey](#). With acyclic ketones, modest levels of stereocontrol are generally observed. One notable exception is the reductive amination of 3-fluoro-3-phenylpyruvate (1), which proceeds with >95:5 erythro:threo selectivity (Eq. 3). (24, 25)

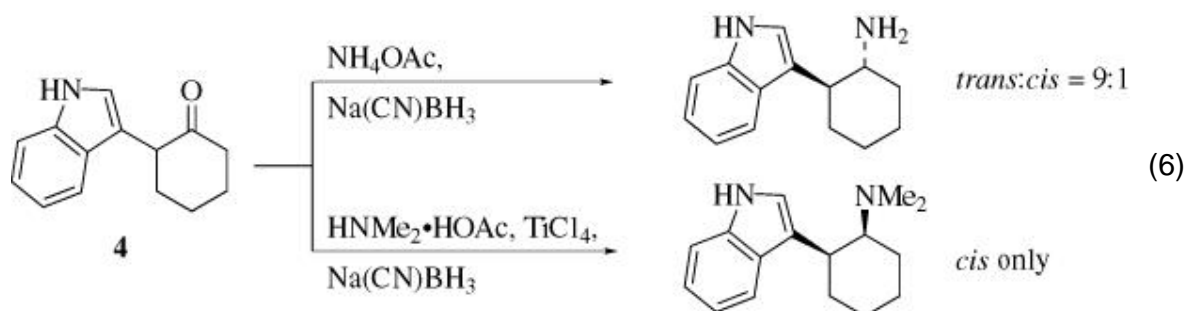


In addition, reactions of fairly hindered 2-(dibenzylamino)ketones **2** with benzylamine result in high levels of stereocontrol (26) (Eq. 4) similar to reactions of substituted aryl benzyl ketones **3** (Eq. 5). (27, 28)



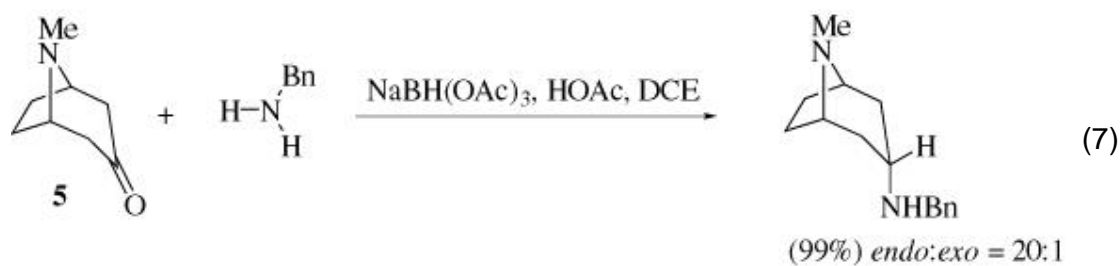
Reductive amination of α -*tert*-butyldimethylsilyloxypropanones affords the erythro isomers exclusively when the imines are formed in the presence of magnesium perchlorate. (29) With the related 1-hydroxy-1-phenylpropanone, reductive amination using zinc borohydride gives higher erythro:threo selectivity than when sodium borohydride is used. (30)

There exist few general studies on stereocontrol in the reductive amination of cyclic ketones, although hydride reductions of cycloalkylimines have been explored in some detail. (31-33) The reductive amination of 2-methylsulfonyl- and 2-methylsulfonylcycloalkanones has been probed as a function of reducing agent, amine, and reaction temperature. (34) An interesting preference for the trans product is observed in the reaction of 2-(3-indolyl)cyclohexanone (4) with ammonium acetate, but the cis isomer is formed selectively with secondary amines (Eq. 6). (35-37) More recently, this reaction has been studied as a function of the reducing agent; the trans isomer predominates when sodium cyanoborohydride or zinc borohydride is the reducing agent, but the cis isomer is the only isomer when the



enamine is preformed with titanium(IV) tetrachloride followed by treatment with sodium cyanoborohydride. (37, 38) In a related example, reductive amination of this ketone with methylamine affords *cis* and *trans* mixtures while dimethylamine gives *cis* products only. (39)

Reductive aminations of bicyclic ketones typically afford the *endo* isomer resulting from hydride addition to the less hindered face of the iminium intermediate. For example, reaction of tropinone (5) with benzylamine in 1,2-dichloroethane (DCE) results in a 20:1 mixture of *endo*:*exo* isomers (Eq. 7). (21)



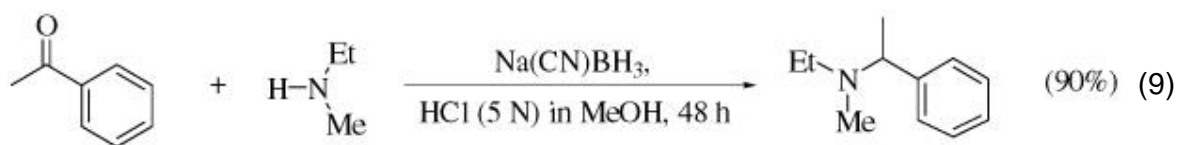
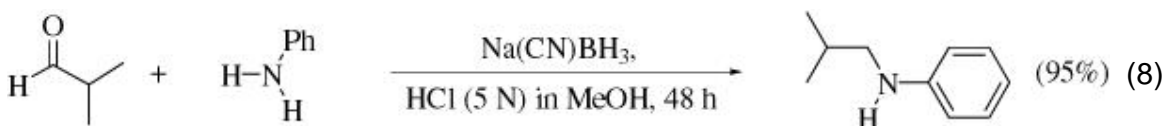
3. Scope and Limitations: The Reducing Agent

This section highlights reactions of boron-based reducing agents and additives, such as dehydrating agents or Lewis acids, which facilitate imine formation or form a complex with the imine thereby enhancing its electrophilicity.

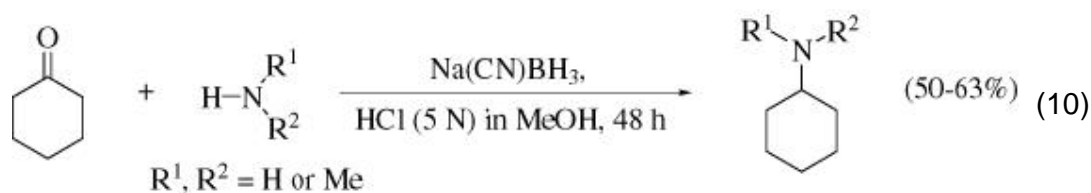
3.1. Sodium Cyanoborohydride

Borch and coworkers introduced sodium cyanoborohydride for reductive aminations in 1971. (19) This reagent is commercially available and it can also be prepared from sodium borohydride and hydrogen cyanide (40) or mercuric cyanide. (41) The electron-withdrawing cyano ligand of sodium cyanoborohydride decreases the hydridic reactivity compared to sodium borohydride and allows for selective reduction of carbon-nitrogen double bonds in the presence of aldehydes or ketones at slightly acidic pH in the range of 5–7. This property of sodium cyanoborohydride rapidly popularized reductive aminations using a soluble hydride source. A wide range of carbonyl and amine partners have been subjected to sodium cyanoborohydride typically in alcoholic solvents, although acetonitrile and tetrahydrofuran have also been used. The solubility of sodium cyanoborohydride in aprotic solvents can be enhanced by the addition of Aliquat 336, a methyltrialkyl(C_{8–10})ammonium chloride. (42) Cyanoborohydrides hydrolyze to some degree in aqueous or alcoholic solvents. (43)

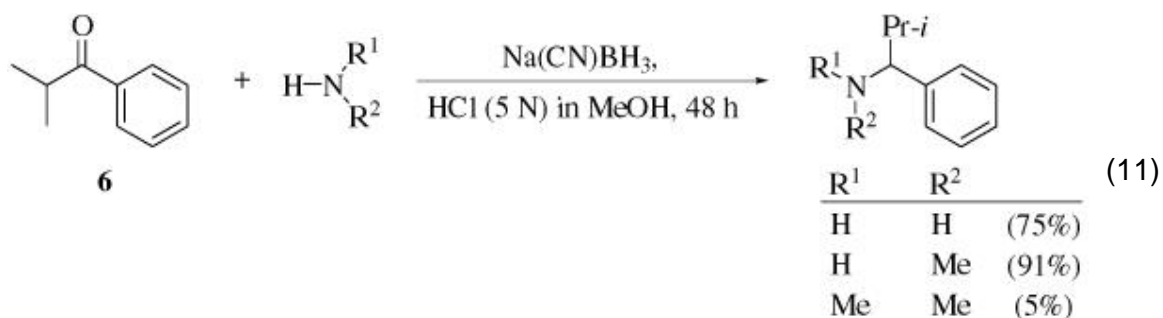
Aliphatic aldehydes such as isobutyraldehyde react readily with aromatic amines (Eq. 8), as do aromatic ketones, e.g. acetophenone, with aliphatic amines (Eq. 9). (19) Aliphatic ketones and cycloalkanones, such as cyclohexanone,



undergo reductive amination with primary and secondary amines and ammonia in good yields (Eq. 10), (19) whereas pyruvic acid derivatives and β -ketoesters react in modest yield. acetophenone provides the expected monoalkylation products with



ammonia and primary amines. Isobutyrophenone (**6**) undergoes reductive amination with ammonia and methylamine in 75% and 91% yields, respectively, but reaction with dimethylamine affords product in only 5% yield (Eq. 11), and extremely hindered ketones such as *tert*-butylmethyl ketone and diaryl ketones fail to react. (19)



A pH of 5–7 is optimal for reduction of the intermediate iminium species. The reaction acidity is often controlled by addition of a methanolic solution of HCl, or by using the amine HCl salt as the starting material. Better yields are obtained by stirring the amine and carbonyl components to allow complete imine formation prior to addition of the reducing agent, (44) or by use of 3 Å molecular sieves as a dehydrating agent. Although this reaction is used routinely, only a few researchers have reported systematic studies on the effects of solvent, pH, reagent concentration, temperature, and reaction time on product formation. (45-47)

3.2. Lithium Cyanoborohydride

Lithium cyanoborohydride was found by Borch and Durst to be interchangeable with sodium cyanoborohydride. (19, 48) but the former is used less often than the latter because it is not commercially available. (19, 49-59) The preparation of Lithium cyanoborohydride has been reported. (60)

3.3. Tetrabutylammonium Cyanoborohydride

Tetrabutylammonium cyanoborohydride was developed for reductive aminations in nonpolar aprotic solvents in which sodium cyanoborohydride is poorly soluble. (42) Dichloromethane is the solvent of choice for reductive

aminations using Tetrabutylammonium cyanoborohydride, and other solvents commonly employed are THF, hexane, benzene, and acetonitrile. This reagent is ineffective with ketones and secondary amines, such as diethylamine, and ammonium salts are not used because of their poor solubility in aprotic solvents. Reactions of Tetrabutylammonium cyanoborohydride are often run in the presence of a small amount of methanolic HCl or 4 Å molecular sieves. (61-64)

3.4. Cyanoborohydride on a Solid Support

Cyanoborohydride has been immobilized on Amberlyst 26 ion exchange resin, which is easily removed by filtration at the end of the reaction. (65)

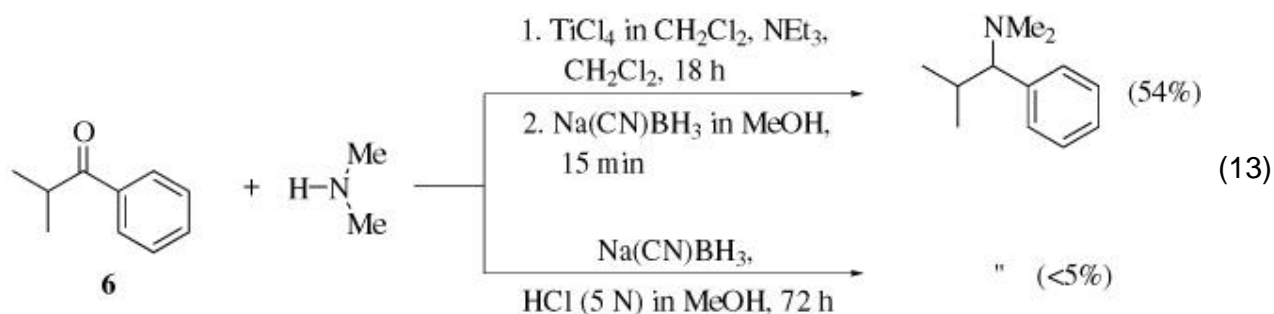
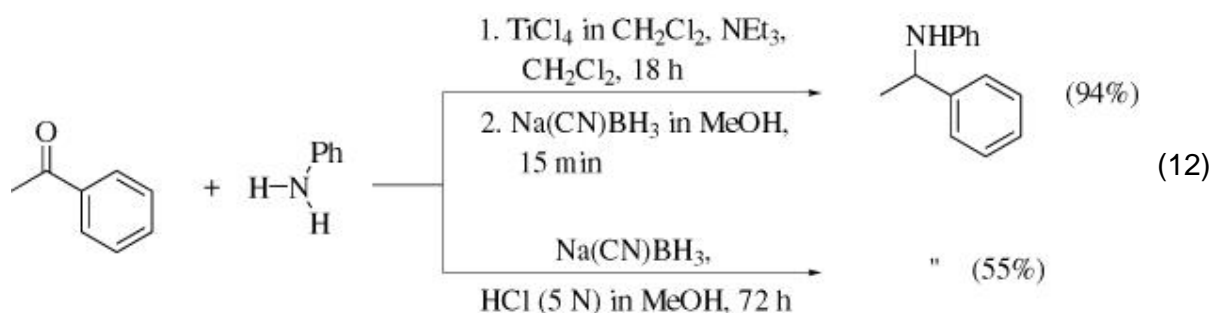
Cyanoborohydride forms complexes to the resin via a quaternary ammonium salt. An advantage of using polymer-supported Cyanoborohydride is that the toxic cyanide ion is immobilized on the resin. However, reductive aminations are slower using the resin-bound reagent than in solution and are typically conducted in refluxing methanol. Reactions employing polymer-supported Cyanoborohydride in acetic acid and either 1,2-dichloroethane (66, 67) or methanol (68) have also been reported.

3.5. Sodium Cyanoborohydride and Dehydrating Agents

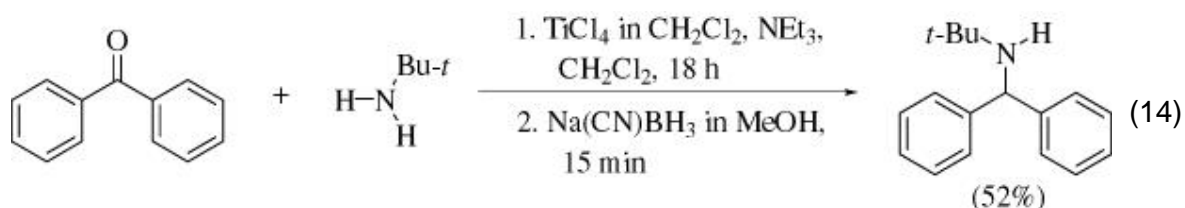
When using sodium cyanoborohydride in reductive aminations, (19) Borch and coworkers found that 3 Å molecular sieves can be added to facilitate the reaction. In many instances, 4 Å sieves are employed, and in a few cases, 5 Å sieves are used. (69, 70) Molecular sieves promote imine formation by absorbing water, thus driving the dehydration to completion. Unactivated molecular sieves can be crucial to the success of the reaction, (71) and marked improvement can be observed when 4 Å sieves are added. (72) Reductive amination is facilitated using 3 Å and 4 Å sieves together. (73) Sodium sulfate (74) and magnesium sulfate (26, 75-80) are also employed as dehydrating agents in reductive aminations.

3.6. Sodium Cyanoborohydride and Titanium(IV) Additives

Lewis acids facilitate imine formation in reductive aminations with sodium cyanoborohydride because they form a complex with the carbonyl oxygen, thereby increasing the electrophilicity of the carbonyl carbon. Moreover, Lewis acids can act as water scavengers. In addition, these agents may coordinate with the intermediate imine, thereby increasing its electrophilicity. For example, treatment of a ketone with an amine and titanium(IV) tetrachloride in dichloromethane or benzene for 18 hours followed by addition of sodium cyanoborohydride in methanol is effective when the initial Borch conditions are not. (81) Reductive aminations of acetophenone with aniline (Eq. 12) or of isobutyrophenone (6) with dimethylamine using titanium(IV) tetrachloride (Eq. 13) proceed in 94% and



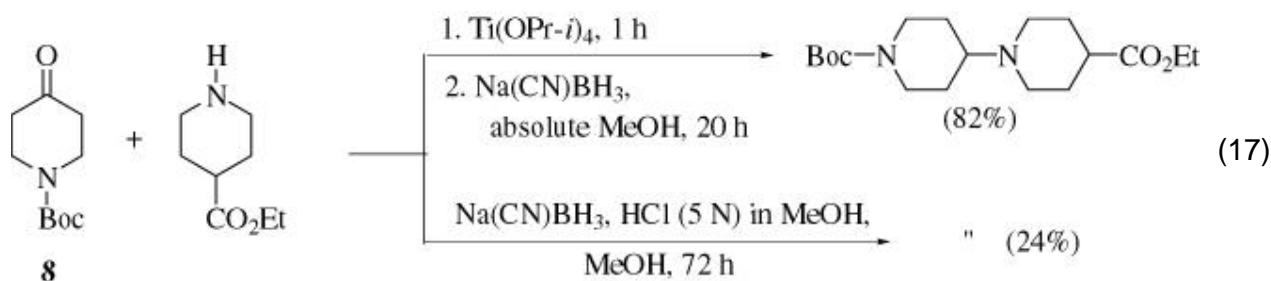
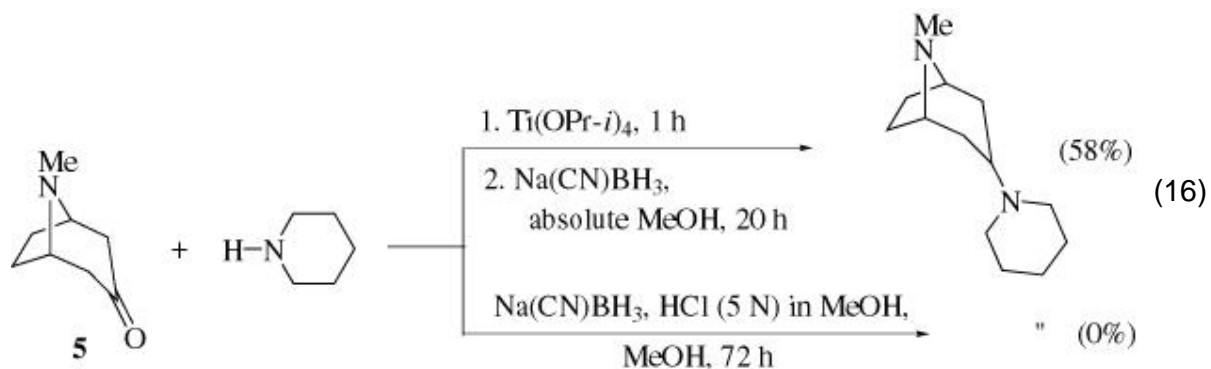
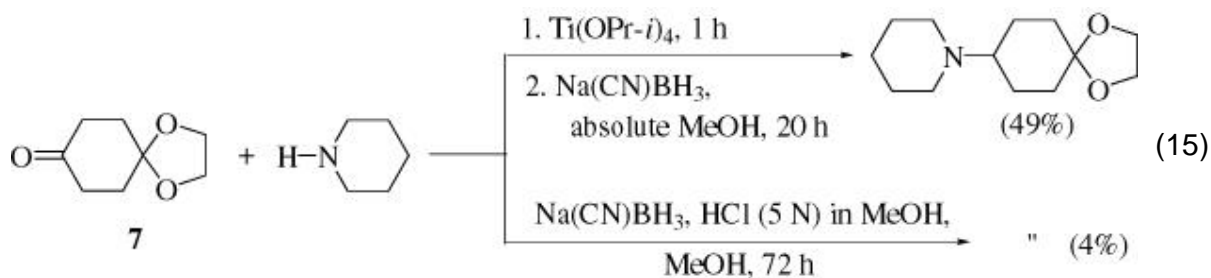
54% yields, respectively, (81) whereas the same products are obtained with Borch's original conditions in 55% and <5% yields, respectively. (19) Further, the titanium(IV) tetrachloride mediated reaction of benzophenone with *tert*-butylamine affords the desired product in 52% yield (Eq. 14). Primary amines



can be prepared in the presence of titanium(IV) tetrachloride by using hexamethyldisilazane as the amine source since ammonia itself forms an insoluble complex with titanium tetrachloride. The titanium(IV) tetrachloride conditions can be employed in the reductive amination of α -trifluoromethylketones that typically form aminals with amines. Other carbonyl substrates that successfully undergo reductive amination in this manner include ortho-substituted aromatic aldehydes, (82) aliphatic ketones, (83) 2-substituted cyclohexanones, (35) 2,6-disubstituted cyclohexanones, (81) aliphatic aromatic ketones, (84) and aliphatic heteroaromatic ketones. (85)

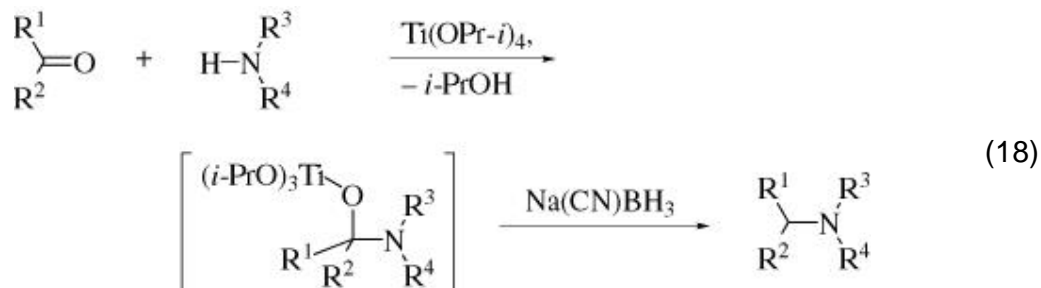
Titanium(IV) isopropoxide is also used in reductive aminations. (86) This

reagent is less reactive than titanium(IV) tetrachloride, but is more compatible with acid-sensitive functional groups including acetals, ketals, esters, amides, ureas, and carbamates. The amine and ketone are stirred in neat titanium(IV) isopropoxide for an hour followed by dilution with methanol or ethanol, and subsequent addition of sodium cyanoborohydride. Reaction of piperidine with either 1,4-cyclohexanedione monoethyleneketal (**7**) or tropinone (**5**) in the presence of titanium(IV) isopropoxide affords the desired products in 49% and 58% yield, respectively (Eqs. 15 and 16), while reaction of 4-carboethoxypiperidine with 1-*tert*-butoxycarbonyl-4-piperidone (**8**) proceeds in 82% yield (Eq. 17). (86) The



yields of product obtained from these reactions when using the initial Borch conditions are 4, 0, and 24%, respectively. (19) Imine or enamine

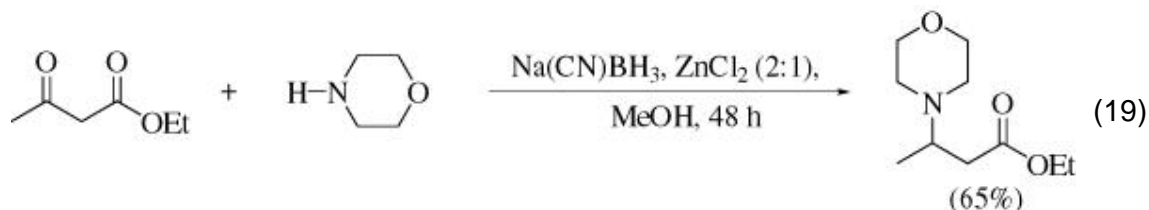
functionalities are not detected when the titanium(IV) isopropoxide mediated reactions are monitored by IR, suggesting that an iminium species is only a transient intermediate or that a titanium(IV)-complexed aminal is reduced directly (Eq. 18). Titanium(IV) isopropoxide

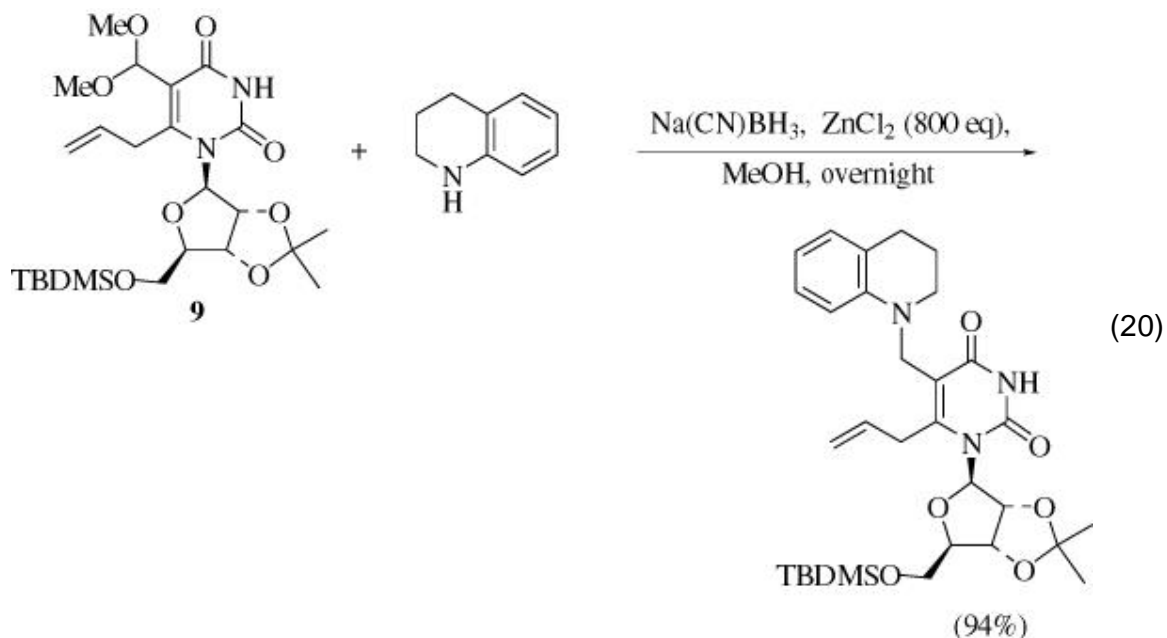


is used in reductive aminations of aliphatic ketones, (87) cycloalkanones, (88, 89) bicyclic ketones, (90-93) an aromatic ketone, (94) and α -substituted aldehydes. (95-100) One modification has been reported in which the imine is formed with titanium(IV) isopropoxide in toluene with 3 Å molecular sieves followed by addition of the reducing agent. (101) Titanium(IV) ethoxide is employed in a similar fashion in reductive alkylations, (102-104) and an advantage of this reagent is that it has less steric bulk than titanium(IV) isopropoxide and is capable of forming a tighter complex with the reacting species. (102)

3.7. Sodium Cyanoborohydride and Zinc Halide Additives

Zinc reagents as additives were first reported by Kim and coworkers who used a 1:2 zinc chloride:sodium cyanoborohydride complex in methanol. (105, 106) This combination works well with a variety of carbonyl and amine substrates. For instance, ethyl acetoacetate undergoes reductive amination with morpholine under these conditions in 65% yield (Eq. 19), and related examples have been reported (107-120) such as those involving acetals like **9** that are especially unreactive (Eq. 20). (121, 122) Reductive amination can be carried out on an aromatic amine in





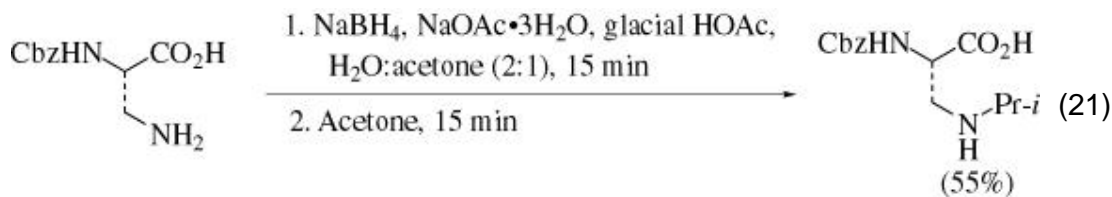
the presence of a β -enaminoester, (123) and 4 Å molecular sieves are used with a zinc chloride:sodium cyanoborohydride complex. (124) Zinc bromide (125) is employed with sodium cyanoborohydride in reductive aminations, as is zinc iodide with 4 Å molecular sieves. (126)

3.8. Isotopically Labeled Cyanoborohydrides

Cyanoborohydride reagents labeled with either deuterium (127-137) or tritium (19, 138-142) are used to prepare compounds for mechanistic or biological studies. The synthesis of sodium cyanoborodeuteride has been reported, (143) and this material as well as sodium cyanoborotritide are commercially available.

3.9. Sodium Borohydride

Early reports involving the use of sodium borohydride in one-pot reductive aminations involve methanol (144) or an acidic buffer as solvent (Eq. 21). (20) Unlike reactions with sodium cyanoborohydride, acid is generally not required since

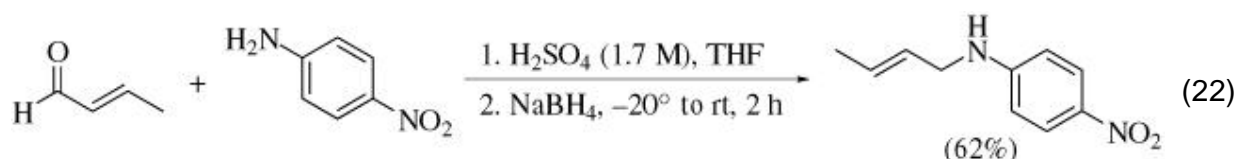


sodium borohydride reduces imines readily. However, since sodium borohydride also reduces aldehydes and ketones, it is important to ensure that

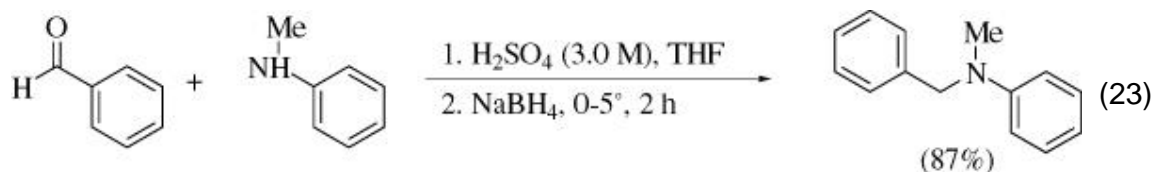
imine formation is complete prior to addition of the reducing agent. An advantage of sodium borohydride is that it is less toxic than sodium cyanoborohydride. Typically, alcohols are employed as solvents since Abdel-Magid and coworkers demonstrated that imine formation is faster in methanol relative to tetrahydrofuran and 1,2-dichloroethane. (21) sodium borohydride is added to complete imine reductions when sodium cyanoborohydride (145-150) or sodium triacetoxyborohydride (151) had been used originally.

3.10. Sodium Borohydride, Acidic Additives, and Dehydrating Agents

Reductive alkylations with sodium borohydride are conducted under acidic conditions to enhance the reactivity of the intermediate imine. These reactions are performed using either acidic buffer, as in the initial report, (20) or under more strongly acidic conditions. Trifluoroacetic acid in either THF or dichloromethane, (152) which may generate sodium trifluoroacetoxyborohydride as the reducing agent, and aqueous sulfuric acid-THF mixtures are useful additives in this reaction. (153-164) These conditions are particularly useful for unreactive systems such as 4-nitroaniline and (*E*)-2-butenal (Eq. 22) (159) or *N*-methylaniline and benzaldehyde



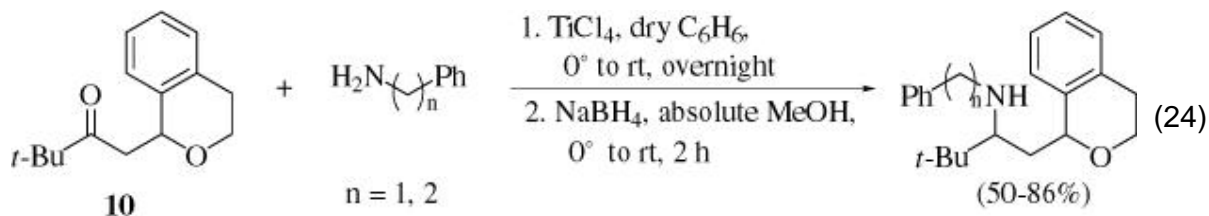
(Eq. 23). (160) Additionally, catalytic amounts of *p*-toluenesulfonic acid can facilitate imine formation. (165) A limited study of the effect of varying pH in a reductive amination has been published. (166)



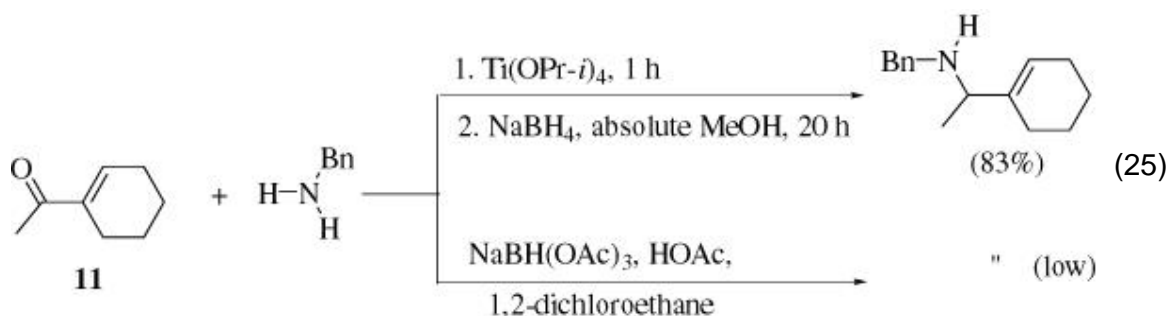
Both 3 Å (167, 168) and 4 Å (169, 170) molecular sieves in addition to sodium sulfate, (171) magnesium sulfate, (172-178) and calcium sulfate (171) have been used as dehydrating agents that drive imine formation in reactions of sodium borohydride. Cesium chloride, (179, 180) nickel chloride, (181) and ferric chloride (182) have also been used. Moreover, reactions have been conducted in the presence of hydrogen. (183, 184)

3.11. Sodium Borohydride and Titanium(IV) Additives

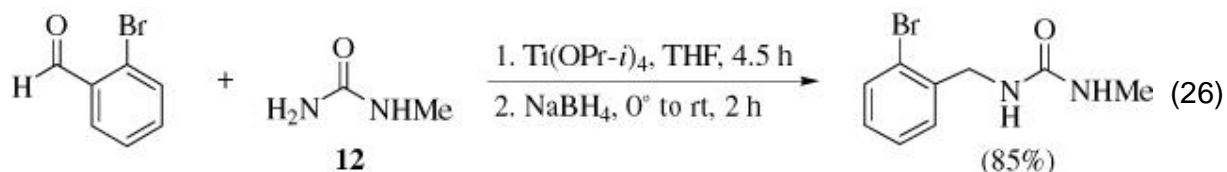
As with sodium cyanoborohydride, both titanium and zinc reagents are used with sodium borohydride. For example, titanium(IV) tetrachloride has been added to a solution of ketone and amine in an inert solvent such as benzene, (185) THF, (27, 28) or dichloromethane (186, 187) to assist imine formation, followed by introduction of sodium borohydride in methanol. *tert*-Butyl ketone **10** undergoes reductive amination with primary amines to provide the desired products in moderate to good yields (Eq. 24). (185)



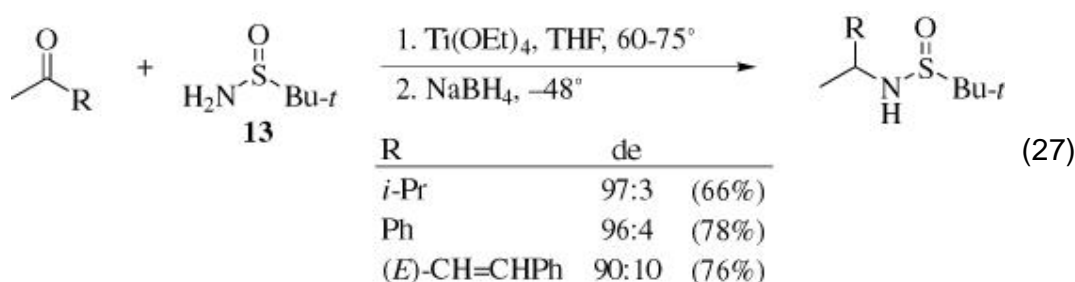
When used initially, titanium(IV) isopropoxide, a milder reagent, was mixed with the aldehyde and amine in diglyme at 60° followed by treatment with sodium borohydride. (188) In subsequent reports, the carbonyl compound and amine are treated with titanium(IV) isopropoxide in ethanol, (189-195) 2-propanol, (193) or toluene (196, 197) or as a neat mixture (21, 198-201) followed by addition of the reducing agent in alcoholic solvent. These latter conditions are particularly useful for unreactive substrates. For example, α , β -unsaturated ketone **11** undergoes reductive amination with benzylamine, titanium(IV) isopropoxide, and sodium borohydride in good yield, whereas this transformation occurs slowly with Sodium triacetoxyborohydride resulting in low yield (Eq. 25). (21) Even weakly nucleophilic



N-monosubstituted ureas like methylurea (**12**) react with aromatic aldehydes when titanium(IV) isopropoxide is added with THF (Eq. 26). (202) Under these conditions, however, the reaction of aliphatic aldehydes is unsuccessful, possibly because the intermediate imine enolizes to an enamine that does not react further.



Titanium(IV) ethoxide has been used to prevent transesterification of ethyl esters. (193) sodium borohydride with titanium(IV) ethoxide promotes reductive amination between weakly nucleophilic *N*-sulfinylamines, for example *tert*-butylsulfinylamine (13), and ketones in good yield with high diastereoselectivity (Eq. 27). (203) In this reaction, other hydride reagents afford products in lower yield with eroded diastereoselectivity.




3.12. Sodium Borohydride and Zinc Salt Additives

Zinc chloride is added to a mixture of the carbonyl compound and amine in inert solvents such as isopropyl acetate, (204) dichloromethane, (205) or THF (206) followed by the reducing agent in neat form or in an alcoholic solvent. Zinc trifluoroacetate (204) is reported to generate a significant rate acceleration over zinc chloride. Zinc borohydride can be used in reductive aminations, (30, 37, 206-209) and the imine can be performed with zinc chloride in THF. Alternatively, zinc borohydride is added after performing the imine on silica gel. (210) These conditions are particularly useful for the reductive alkylation of amines with α , β -unsaturated carbonyl compounds.

3.13. Sodium Borohydride and Other Additives

Ureas do not undergo reductive alkylation under typical conditions because they are not nucleophilic enough to form an imine. However, a one-pot procedure for ureas has been developed in which the reacting components are treated with trimethylsilyl chloride in acetic acid followed by addition of sodium borohydride (Eq. 28). (211) This transformation works best for aromatic

aldehydes but is problematic for enolizable and α , β -unsaturated aldehydes. The major side product formed by dialkylation is best avoided by using a 20:1 ratio of urea to aldehyde.



Reductive amination via reaction of an amine and an aldehyde with benzotriazole followed by addition of sodium borohydride has been reported, and the intermediate adduct is generally isolated. (212, 213) However, in one example, reductive amination was carried out without isolation of the intermediate, thereby minimizing dialkylation. (214) Reductive aminations with sodium borohydride supported on montmorillonite K10 clay under microwave irradiation are effective for a variety of substrates, including acetophenone and aniline, which are unreactive under the original Borch conditions. (215)

3.14. Other Borohydride Reducing Agents

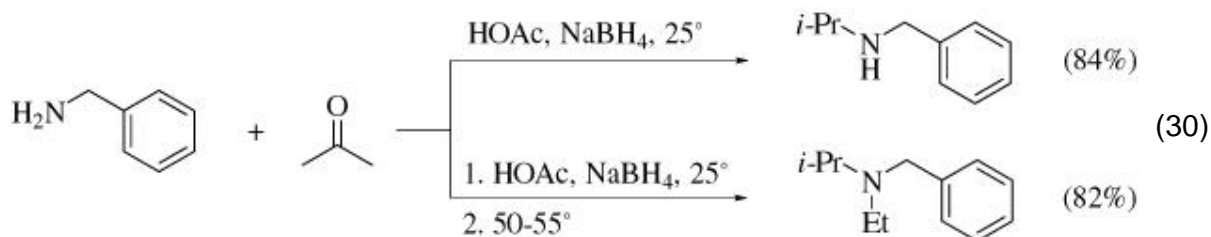
Lithium borohydride (216) and potassium borohydride (217-221) have been used in reductive aminations. As with sodium cyanoborohydride, polymer-supported borohydride has been utilized. (66, 67, 222-224) Also, borohydride exchange resin with nickel acetate (225) or palladium acetate (226) reductively alkylates hydrazine, which then acts as an ammonia equivalent. sodium borohydride labeled with either deuterium (156, 159, 160, 227-230) or tritium (231, 232) as well as potassium borotritide (233) have been employed. Preparation of tritium-labeled borohydride reagents has been described. (234)

3.15. Sodium Triacetoxyborohydride and Other Triacyloxyborohydrides

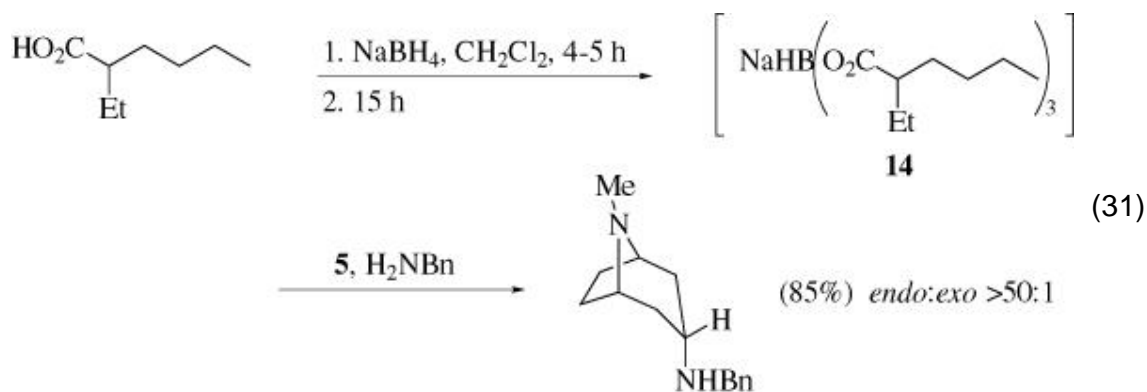
Gribble and co-workers discovered that triacyloxyborohydrides generated in situ from sodium borohydride in neat carboxylic acids are excellent reagents for reductive amination. (235) They observed that treatment of indole with sodium borohydride in glacial acetic acid affords *N*-ethylindoline cleanly (Eq. 29). The



mechanism of this reaction was not elucidated, although the reducing agent was proposed to be an acyloxyborohydride species. (236-239) A process involving an amide intermediate or a diborane species was initially ruled out, although later experiments using sodium borodeuteride supported the existence of an amide intermediate. (240) This methodology is effective in the alkylation of primary and secondary anilines with a variety of carboxylic acids except formic and trifluoroacetic acid. Later studies found that formic (241-244) and trifluoroacetic acids (245, 246) are indeed viable reagents. Even fairly unreactive amines such as *N*-ethylaniline and *N,N*-diphenylamine react under these conditions. Gribble and co-workers subsequently demonstrated that secondary aliphatic amines can reductively aminate carboxylic acids, including even pivalic acid, in the presence of sodium borohydride. (247) Primary aliphatic amines do not generally react cleanly as the major products are the corresponding amides and bis-alkylated amines. However, benzylamine reacts with acetone and acetic acid in the presence of sodium borohydride to provide the unsymmetrical amine in good yield. The starting amine condenses selectively with the ketone at room temperature, whereas alkylation with acetic acid occurs on heating (Eq. 30). (247)



Reductive aminations using solid carboxylic acids can be performed with sodium borohydride in benzene (248) or dichloromethane. (152, 167, 249-252) Alternatively, the tri(acyloxy)monohydroborate can be prepared by adding sodium borohydride to a benzene solution of the carboxylic acid and isolating the product by precipitation and filtration. (246, 248) More sterically demanding carboxylic acids provide greater stereocontrol in the reductive amination of substituted cycloalkanones and tropinones. (250, 252) For example, reaction of tropinone (5) with benzylamine and the acyloxyborohydride 14 derived from 2-ethylhexanoic acid affords endo: exo products in >50:1 ratio (Eq. 31). Reaction of the corresponding acetic acid

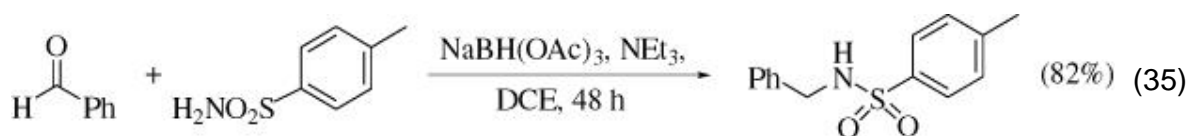
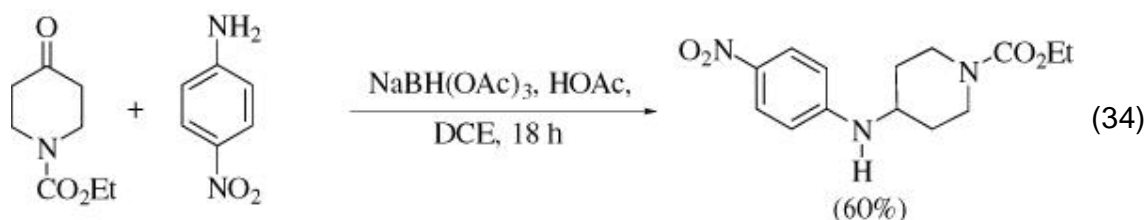
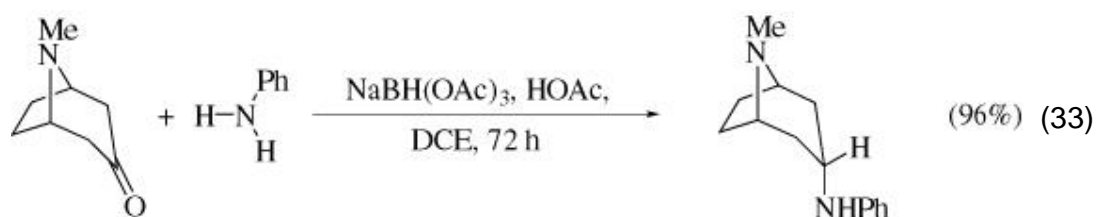
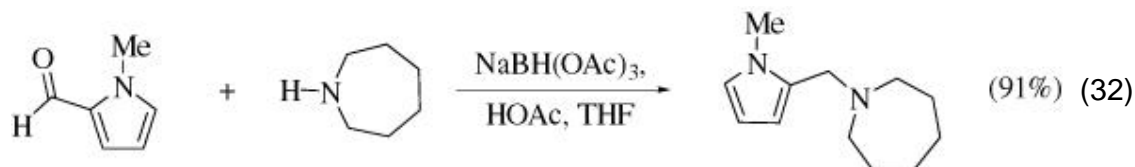


derived acyloxyborohydride derivative provides a 12:1 mixture of products. Chiral acyloxyborohydrides have been used in the reduction of preformed imines, (253-255) but not in one-pot reductive aminations. In addition to amines, a variety of substrates with C-N double bonds have been treated with carboxylic acids and sodium borohydride to reduce this double bond and promote reductive alkylation sequentially in one pot. (235, 241-243, 248, 256-264) In addition, aroyl azides undergo rearrangement to the isocyanate, hydrolysis to the aniline, and *N,N*-dialkylation to afford *N,N*-dialkylanilines. (265)

The reaction of indole with acetic acid and sodium cyanoborohydride affords the corresponding indoline without alkylation, unlike the results obtained using sodium borohydride under comparable conditions. (235, 266) However, sodium cyanoborohydride and acetic acid are used to successfully alkylate oximes, (267) indoles, (268) quinolines, (244) β -enaminoesters, (269) imines, (270) and amidines. (271) Furthermore, potassium borohydride is employed in the reductive alkylation of diazines. (228)

Abdel-Magid and co-workers demonstrated that commercially available sodium triacetoxyborohydride is an outstanding reducing agent for reductive aminations of aldehydes and ketones with amines. (15, 21, 272, 273) This reagent reduces aldehydes but not ketones, (274) except for β -hydroxyketones. (275) Reductive aminations with sodium triacetoxyborohydride are generally conducted in an aprotic solvent, such as dichloromethane, 1,2-dichloroethane, THF, or acetonitrile because the reagent readily reduces carbonyl compounds in methanol and decomposes in water. For ketones, reductive amination can be promoted by adding an equivalent of acetic acid, or by adding the amine as an acid salt. Acid is often not added in reactions of aldehydes since it may facilitate their reduction to alcohols. (15) A wide range of aliphatic and aromatic aldehydes as well as aliphatic, cyclic, and bicyclic ketones have been used in reductive aminations with sodium triacetoxyborohydride (Eqs. 32 and 33). (21) Importantly, weakly basic amines also undergo reductive alkylation (Eq. 34). (21) A particularly interesting

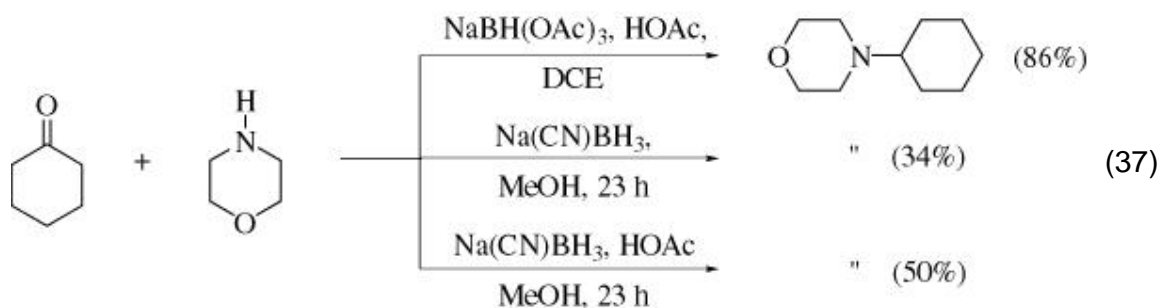
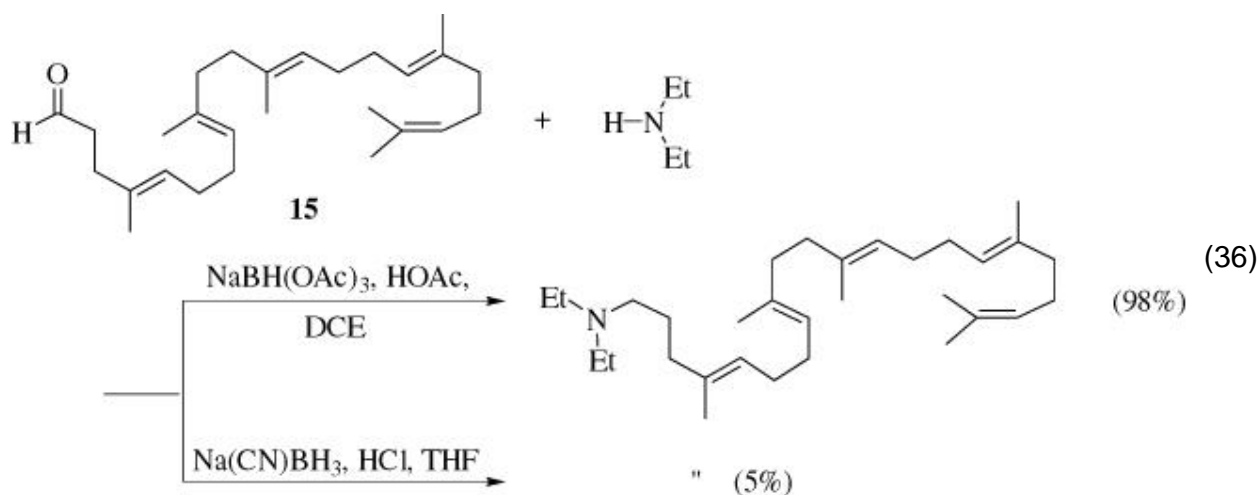
observation is that benzaldehyde is reductively aminated by *p*-toluenesulfonamide using this reagent (Eq. 35), whereas benzamide is unreactive under similar conditions. (21)



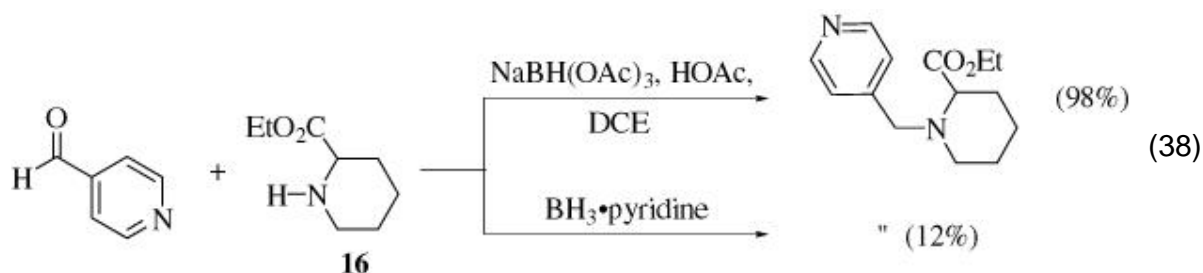
A limitation of sodium triacetoxyborohydride in reductive aminations with an ammonia equivalent is that the standard source, ammonium acetate, is poorly soluble in aprotic solvents which are required with this reducing agent. However, ammonium trifluoroacetate, which has greater solubility in aprotic solvents, can be used as an ammonia equivalent in reductive aminations using sodium triacetoxyborohydride as the reducing agent. (15) For reductive aminations with reagents available only in aqueous solution, such as formalin or aqueous amine salts, an excess of the reducing agent can be employed. (15, 21) acetophenones and α , β -unsaturated ketones undergo reductive

amination sluggishly with sodium triacetoxyborohydride, and hindered ketones such as camphor are unreactive.

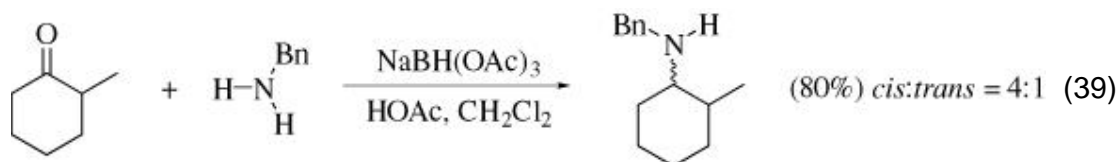
The minimal toxicity of sodium triacetoxyborohydride is an obvious advantage over the use of sodium cyanoborohydride. Better yields are achieved with sodium triacetoxyborohydride than with sodium cyanoborohydride in the reactions of the long-chain aldehyde **15** with diethylamine (Eq. 36), (15, 21) and of cyclohexanone with morpholine (Eq. 37). (21) Similar observations are made in the reaction



of a 4-substituted cyclohexanone with aliphatic amines. (276) In addition, reductive amination of ethyl pipercolinate (**16**) with 4-pyridinecarboxaldehyde proceeds more efficiently using sodium triacetoxyborohydride (Eq. 38) than when either titanium(IV) isopropoxide or borane-pyridine is used as the reducing agent. (21)



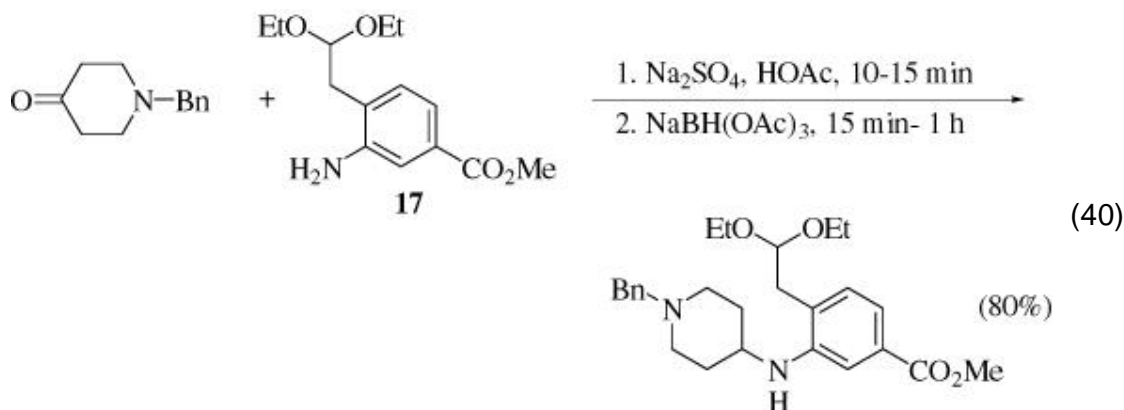
A preference for cis products is observed in the reductive amination of 2-methylcyclohexanone with benzylamine and sodium triacetoxyborohydride (Eq. 39). (250) Furthermore, 2-(carboalkoxy)cyclohexanones give only the cis product, (15, 249)



probably via an enamine rather than an imine intermediate. Bicyclic ketones such as norcamphor or tropinone produce almost exclusively endo products; one exception is the reaction of tropinone with piperidine, which provides a 1:1 mixture of endo:exo isomers. (21) Reductions of imines (32) and β -enaminoesters (277) with sodium triacetoxyborohydride are more stereoselective than those with sodium cyanoborohydride.

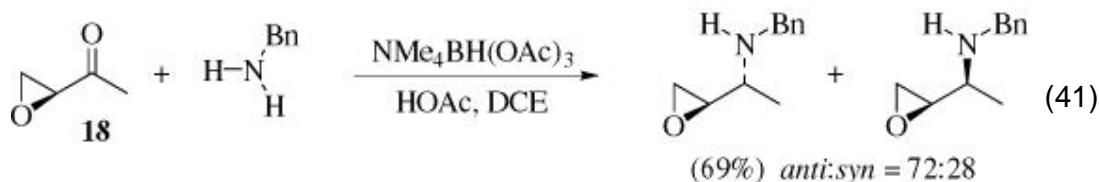
3.16. Sodium Triacetoxyborohydride and Additives

Very few modifications of sodium triacetoxyborohydride-mediated reductive aminations of amines with aldehydes or ketones have been described. Reductive amination of *N*-benzyl-4-piperidone with ortho-substituted amine 17 is incomplete under neutral conditions or upon the addition of acetic acid. (278) However, sodium sulfate and acetic acid promote the completion of the reaction (Eq. 40). (278) The use of sodium triacetoxyborohydride in combination with 3 Å (279) and 4 Å molecular sieves, (280, 281) and zinc chloride (177) has been reported.



3.17. Tetramethylammonium Triacetoxyborohydride

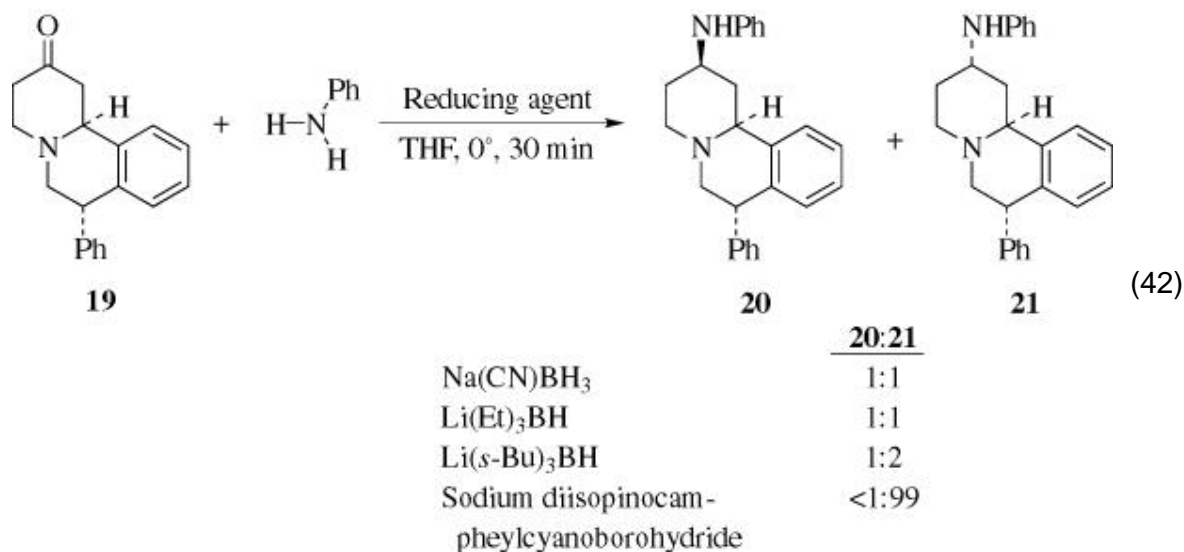
Tetramethylammonium triacetoxyborohydride is used in the reductive amination of α -epoxyketone **18** with benzylamine (Eq. 41). (282, 283) When sodium triacetoxyborohydride is employed instead, reductive amination occurs with subsequent



intramolecular attack of the amino group on the epoxide affording an aziridine as the major product. The use of molecular sieves facilitates the reaction with tetramethylammonium triacetoxyborohydride. (283) In another example, tetramethylammonium triacetoxyborohydride is used to reduce a preformed imine. (284)

3.18. Other Hydride Reducing Agents

Sodium cyano-9-borabicyclo[3.3.1]nonane hydride is employed successfully in the reaction of an amino sugar with 3-methyl-2-cyclohexen-1-one. (61) Lithium triethylborohydride (Super-Hydride), lithium tri(*sec*-butyl)borohydride, and sodium diisopinocampheylcyanoborohydride were compared as reducing agents in an attempt to improve stereoselectivity in the reductive amination of tricyclic ketone **19** to give stereoisomers **20** and **21** (Eq. 42). (285) The aluminum hydride reagents



diisobutylaluminum hydride (DIBAL-H), (286-289) sodium bis(2-methoxyethoxy) aluminum hydride (Red-Al), (290) and lithium aluminum hydride (291-297) have limited application since they readily reduce aldehydes and ketones to alcohols.

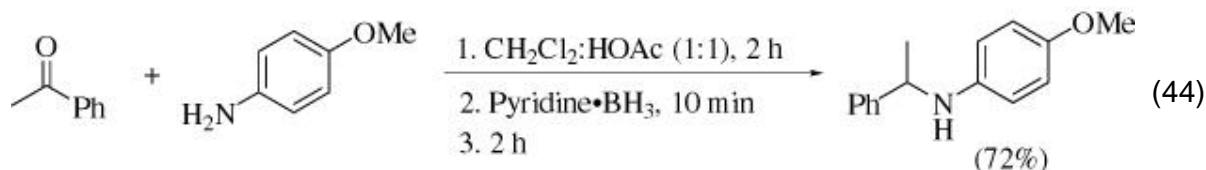
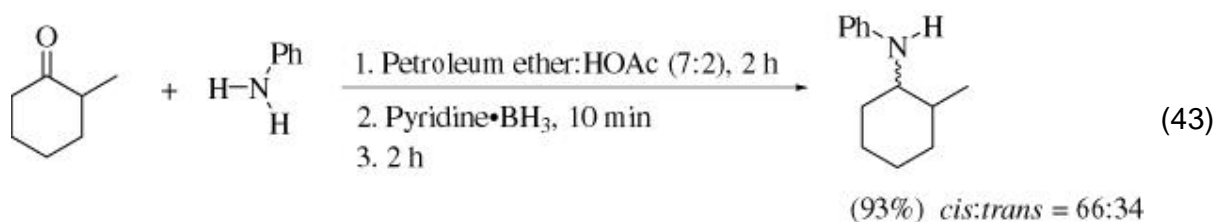
3.19. Amine Boranes

Borane-amine complexes are nontoxic alternatives to sodium cyanoborohydride in reductive aminations, (22, 298) The reducing capabilities of these borane-amine complexes are affected by the basicity and steric characteristics of the amine ligand. Bulky, weakly basic amines, such as *N,N*-diethylaniline, impart electrophilic properties to borane while small, strongly basic amines impart reducing character. Thus, borane-ammonia and borane-*tert*-butylamine not only readily reduce imines and iminium salts, but can also reduce ketones and aldehydes.

3.20. Borane-Pyridine Complex

The borane-pyridine complex was developed for reductive aminations because it typically reduces imines and iminium salts preferentially relative to carbonyl groups. (22) No reductive amination is observed at neutral pH, but reaction occurs in glacial acetic acid or acetic acid with an aprotic co-solvent. With borane-pyridine, primary amines undergo reductive alkylation with both aliphatic and aromatic aldehydes although bis-alkylation to the tertiary amine is a common side reaction. In addition, using this reagent, both aliphatic and aromatic primary amines react with cycloalkanones, but not camphor. Borane-pyridine is effective for reductive alkylations of secondary amines with aromatic and heteroaromatic aldehydes, conducted in ethanol without acid for substrates bearing electron-deficient aromatic rings. (299) Molecular sieves (4 Å) can also facilitate reactions with borane-pyridine in methanol. (300)

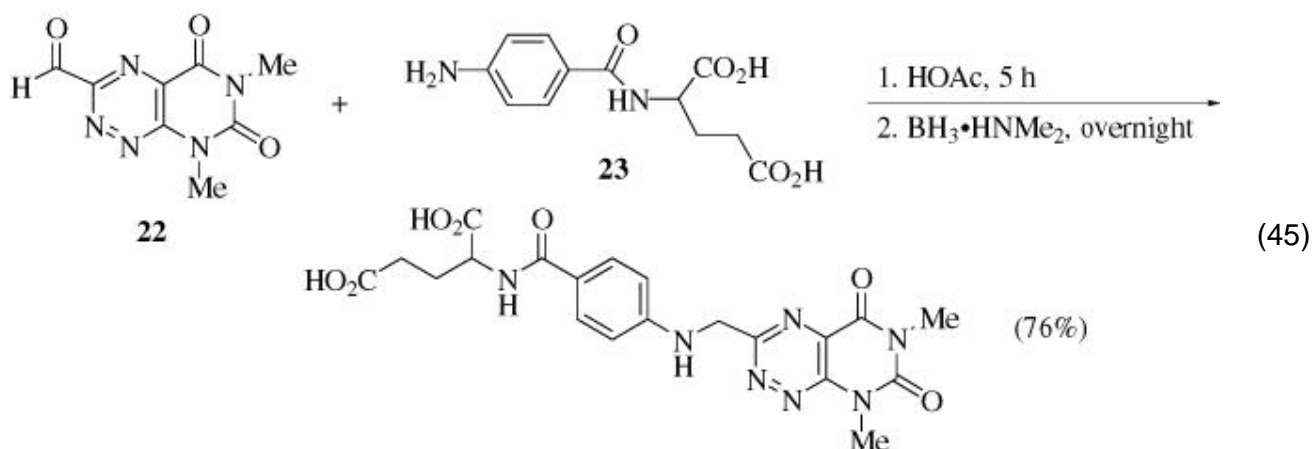
Primary and secondary aliphatic amines and aniline react with hexanal and benzaldehyde using borane-pyridine, although appreciable dialkylation of primary amines can occur. (22) Treatment of 2-methylcyclohexanone with aniline affords a 66:34 mixture of *cis*:*trans* isomers (Eq. 43). Moreover, acetophenone undergoes reductive amination readily with aniline and 4-methoxyaniline (Eq. 44), but not with 4-nitroaniline. (22) The yield with 4-methoxyaniline is higher



than that obtained with sodium cyanoborohydride. Curiously, acetophenone does not undergo reductive amination with primary aliphatic amines and borane-pyridine. (22) cyclohexanone gives a higher yield than 2-pentanone in a study comparing a variety of amines using borane-pyridine, whereas 4-methyl-2-pentanone and acetophenone react very sluggishly. (300) In addition, the use of one equivalent of pyridinium *p*-toluenesulfonate (PPTS) with borane-pyridine in 3:1 methanol-THF is effective for reaction of hydroxylamines with aldehydes. (301) Borane-pyridine effects reductive alkylation with acetic acid along with concomitant reduction of quinoline to an *N*-ethyltetrahydroquinoline. (302) Trideuterated pyridine-borane is used in reductive aminations to prepare deuterated amines. (303) Based on a systematic comparison, borane-pyridine is considerably better than a variety of other reducing agents in the reductive amination of a ribozyme. (304)

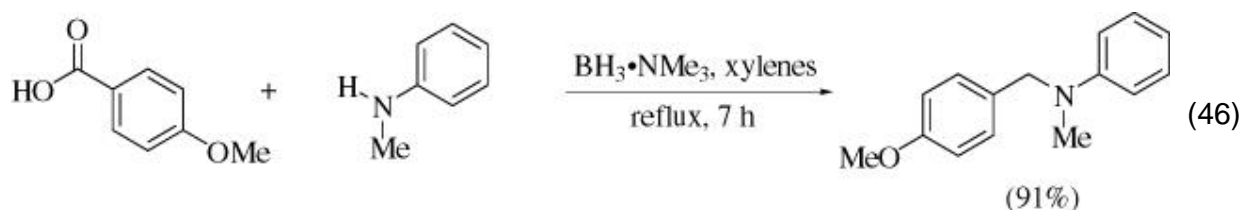
3.21. Alkylamine Boranes

Dimethylamine borane was the first alkylamine borane to be used in the reduction of imines. (305) Subsequently, dimethylamine borane (306-315) and triethylamine borane (316-319) were recruited for reductive aminations of substituted anilines with aldehydes. A good example is the reaction of aldehyde 22 with substituted aniline 23 (Eq. 45). (313) Dimethylamine borane is also used in the reaction of sugars with 2-aminopyridines, (320) and of 1-diethylamino-4-pentanone



diethylketal with a substituted aminoquinoline. (321) The electron-rich 3,4,5-trimethoxyacetophenone in combination with an electron-poor amine-substituted pyridopyrimidine react with triethylamine borane in low yield. (322) The use of triethylamine borane in the reaction of glyoxal with aliphatic amines gives the expected products in yields similar to those obtained when sodium cyanoborohydride and sodium borohydride are used. (323) *tert*-butylamine borane works well with fairly unreactive substrates as long as the imine is preformed in acetic acid with molecular sieves, followed by the addition of reducing agent and subsequent heating. (324, 325) A study of the extent of methylation of *N*- α -acetyl-L-lysine as a function of an amine-borane complex and pH was reported. (326)

Trimethylamine borane is effective in the reductive amination of benzoic acid with aniline or benzylamine in refluxing xylenes, (327) and these conditions have been applied to the synthesis of biologically active aminotetralins. (328, 329) This reagent is especially useful in the reaction of secondary aromatic amines with aromatic carboxylic acids as exemplified in the reaction of *N*-methylaniline with 4-methoxybenzoic acid (Eq. 46), (327) as these anilines typically undergo reductive



aminations with benzaldehydes very sluggishly when using other hydride reducing agents. Primary amines do not react cleanly using this protocol because dialkylation products are formed.

The boranes of (*R*)-(+)- α -phenethylamine and (*S*)-(–)- α -phenethylamine, prepared by condensation of the amine hydrochloride salts with sodium borohydride, are utilized in reductive aminations of ketones and pyruvic acid derivatives to prepare α -amino acids. (330) The pyruvic acid derived products are formed in better yields, although with poorer enantioselectivity, than when sodium cyanoborohydride is employed.

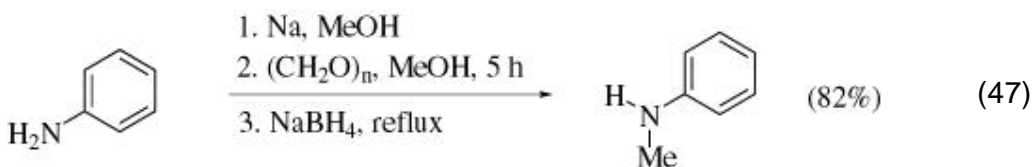
3.22. Other Boranes

Although typical borane reagents have limited utility in reductive aminations, one exception is the use of borane-tetrahydrofuran in the alkylation of primary aliphatic and aromatic amines with ketones and aldehydes. (331) The preparation of tritiated borane-tetrahydrofuran has been reported. (234) Catecholborane effects reductive alkylations of pyruvic acid derivatives whereas the use of borane-tetrahydrofuran or the borane-diethylaniline complex results in exclusive reduction of the carbonyl group. (332) Borane dimethyl sulfide with titanium(IV) isopropoxide and titanium(IV) tetrachloride gives higher yields of products in reductive aminations than does borane-tetrahydrofuran. (333)

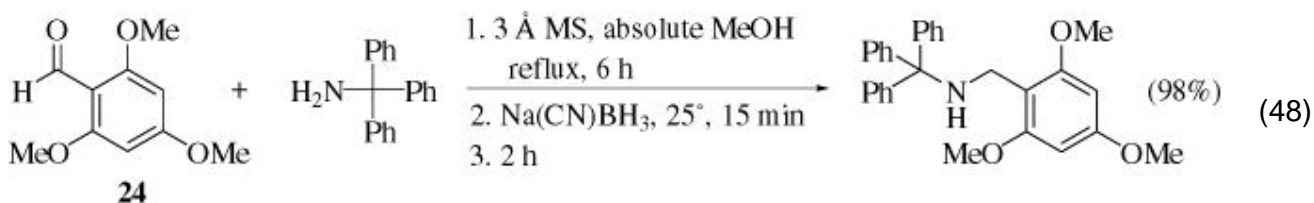
4. Scope and Limitations: The Carbonyl Component

4.1. Aldehydes

A variety of aldehydes and ketones are routinely reductively alkylated with amines, and limitations are based on steric as well as electronic factors. Formaldehyde and aliphatic aldehydes are especially reactive partners. Dialkylated products form readily when these substrates are combined with primary amines since the initially formed secondary amines are more reactive than the starting amine. Monoalkylation with aliphatic aldehydes is effected by using either an excess of amine or a 1:1 mixture of aldehyde to amine and ensuring that imine formation is complete prior to addition of reducing agent. (21, 22, 300) Dimethylation with formaldehyde cannot be controlled since a large excess of formaldehyde is typically used, although a mixture of mono- and dimethylated products can be observed. (330, 334-337) However, monomethylation of primary amines is achieved by condensation with paraformaldehyde in the presence of methoxide to form the imine, which is subsequently reduced (Eq. 47). (338-341)



Primary amines will undergo reaction with one aldehyde followed by a second one to introduce two *N*-alkyl substituents sequentially. (177) Tyramine is reductively alkylated with 6-bromoisovanillin and then with formaldehyde in one pot. (342) Aromatic and heteroaromatic amines undergo reductive alkylations readily with hindered aliphatic aldehydes such as pivalaldehyde (343, 344) and α, α -dimethylphenylacetaldehyde. (345) For instance, the electron-rich 2,4,6-trimethoxybenzaldehyde (24) reacts with tritylamine in good yield (Eq. 48). (346, 347) α, β -Unsaturated aldehydes are also utilized in reductive aminations although imine formation is slow and reduction of the double bond and Michael addition are competing side reactions. (336) Alternatively, these substrates undergo an efficient two step process when the imine is formed in trimethyl orthoformate followed



by treatment with sodium borohydride in methanol. (348) Aldehydes derived from amino acids are used extensively in reductive aminations, and the resulting aminomethyl group can act as an amide replacement in peptidomimetic research. Fluorenylmethoxycarbonyl (Fmoc)-protected glycine aldehyde affords a higher yield of bis-alkylated products when compared with α -substituted α -amino aldehydes. (349) Acetals such as sugars readily undergo reductive amination, and the reductive amination of carbohydrates is applied in chromatographic analysis. (350-381) Aminals are also reductive amination substrates although molecular sieves or an acid additive is generally required for activation.

4.2. Ketones

Aliphatic and cyclic ketones are excellent reductive amination substrates, and some cycloalkanones are reported to be even more reactive than aliphatic aldehydes. (300) Ketones typically do not bis-alkylate primary amines, although dialkylation of an amine by a highly reactive cyclobutanone has been reported. (21) Hindered ketones, including *tert*-butyl (185, 382, 383) and adamantyl (195, 199) ketones, are reductively aminated with ammonium acetate or primary amines. Even many bicyclic ketones, such as norbornanone and tropinone, react readily with amines, camphor being an exception. (21) Additionally, mixed aliphatic aromatic and heteroaromatic ketones react well with primary and secondary amines. Interestingly, a 3-thienyl ketone affords the alkylated amine in much better yield than does the corresponding 2-thienyl ketone. (383) However, diaryl ketones react very poorly and require the addition of Lewis acids. (81) α , β -Unsaturated ketones are of limited utility in reductive aminations because they are weakly electrophilic. For example, in a competition experiment in which a mixture of acetylcyclohexane and 1-acetylcyclohexene is treated with benzylamine and sodium triacetoxyborohydride, the only product observed is the one derived from acetylcyclohexane. (21) α -Ketoacids, such as pyruvic acids, are utilized in reductive aminations to provide α -amino acids. 1,3-Diketones, β -ketoesters, and β -tetralones are also used as substrates despite the fact that these ketones are extensively enolized. In fact, reactions of β -ketoesters (15) and β -ketophosphonates (383) are thought to proceed via an enamine. Even ketals can be reductively aminated; molecular sieves or acid additives are usually required to drive the reaction.

4.3. Selectivity among Carbonyl Groups

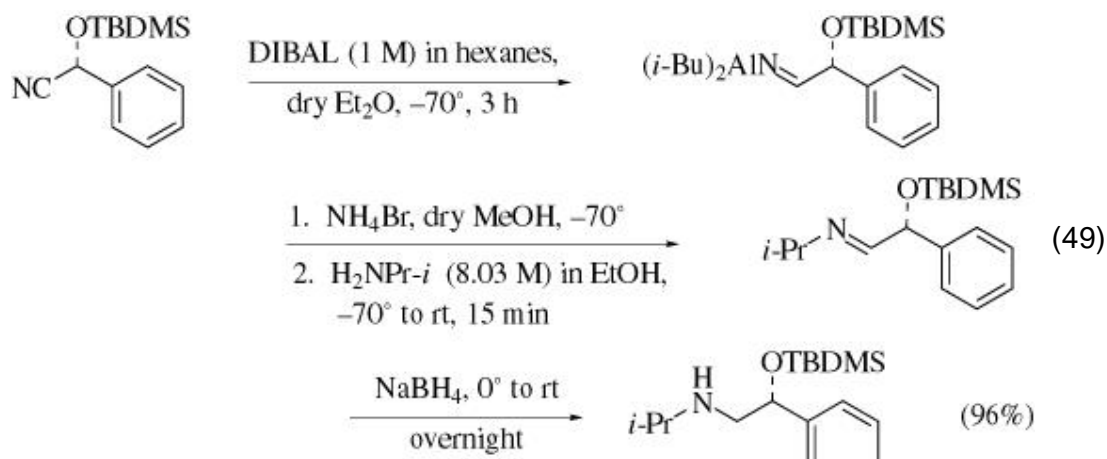
Selective reductive amination can often be achieved in substrates containing two carbonyl groups. There are a number of examples where a substrate containing an aliphatic aldehyde and a hindered aliphatic ketone reacts with an amine at the aldehyde only. (384-387) An α , β -unsaturated aldehyde selectively undergoes reaction with an aromatic amine in the presence of an aliphatic aromatic ketone. (159) The aldehyde group reacts preferentially when present in certain substrates also containing an α , β -unsaturated ketone, (388-394) acetal, (395) biaryl ketone, (119) or a ketal. (61, 122, 388, 389, 396, 397) Steric factors can govern selectivity, as in the case of steroidal diketones. (398-403) Aliphatic ketones can also be selectively reductively aminated in the presence of an aliphatic aromatic ketone, (62) diaryl ketone, (404) and an α , β -unsaturated ketone. (405) The reductive amination of an aliphatic aromatic ketone in the presence of a diaryl ketone has also been reported. (406) Ketones react selectively over acetals (278, 407) and ketals, (21, 86, 88, 90, 408-413) and an α , β -unsaturated ketone reacts selectively in the presence of a ketal. (408) Furthermore, reductive aminations of aldehydes can be conducted in acetone as solvent. (20, 414)

4.4. Carboxylic Acids

Reductive alkylations of amines with carboxylic acids require sodium borohydride and heating, thus increasing the possibility of side reactions. However, these conditions are particularly useful for reductive amination of secondary aromatic amines (235, 247, 248, 259, 327) or bis-aromatic amines (235, 248, 246, 415-418) which often react sluggishly with aldehydes or ketones.

4.5. Nitriles

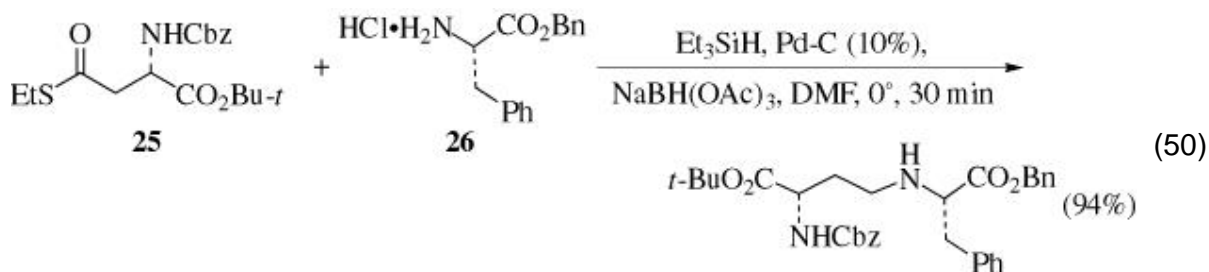
A one-pot reductive amination of nitriles involves in situ reduction to an iminoaluminum species, trans-imidation by addition of a primary amine, and then further reduction to the product amine (Eq. 49). (419-428) This method has been applied to the synthesis of chiral 1,2-aminoalcohols from cyanohydrins.



4.6. Masked Carbonyl Groups

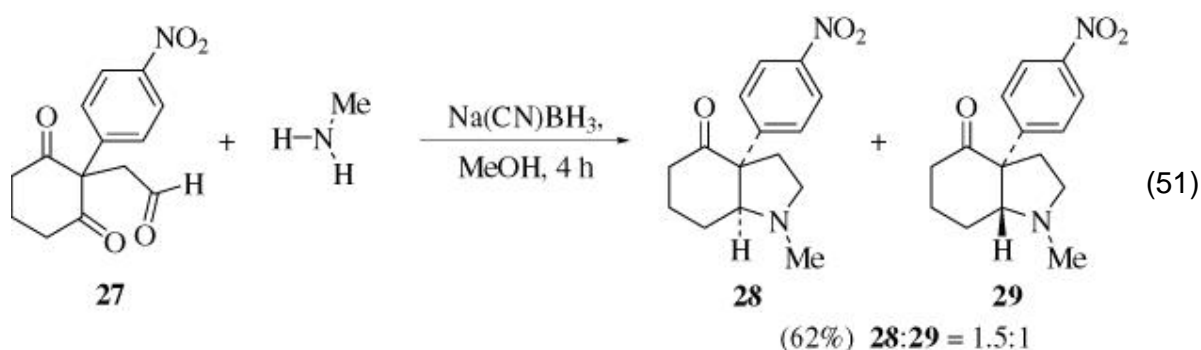
Treatment of a glycosidic linkage with a β -glucosidase liberates an aldehyde that can then be subjected to conditions of reductive amination. (429-432) Moreover, 6-bromopyranosyl sugars are treated with zinc to effect ring opening and subsequent liberation of an aldehyde. (433-439) An α -sulfonyl ether is unmasked under the conditions of reductive amination to give a reactive ketoaldehyde. (435)

Cyanohydrins can be starting materials in reductive aminations. (440) S-Ethyl thioesters have also been used as masked aldehydes in cases where the aldehyde itself is unstable. (441) Combination of thioester **25** with amine **26** in the presence of palladium on carbon and triethylsilane generates an imine; on subsequent addition of sodium triacetoxyborohydride the intermediate imine is reduced to yield the expected monoalkylated product (Eq. 50). (441) Under these reaction conditions, olefins, except for those that are conjugated, are susceptible to reduction. Aldehyde reduction, another potential side reaction, is suppressed when the solvent is DMF or 2% HOAc in DMF rather than methanol-water.

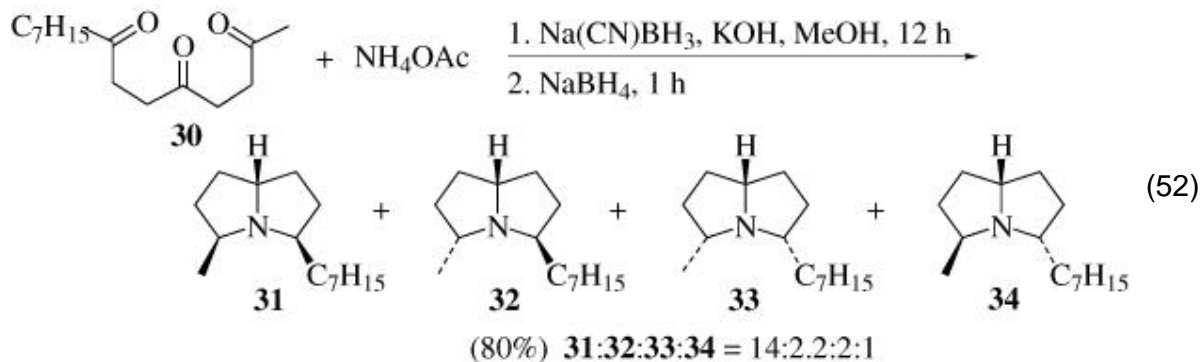


4.7. Dicarbonyl and Tricarbonyl Substrates

Reductive aminations of 1,4-, 1,5-, and 1,6-dicarbonyl compounds provide a method for preparing cyclic amines. Dialdehydes, ketoaldehydes, and diketones are successful reductive amination substrates for this purpose, as are compounds containing masked carbonyls such as acetals or ketals. Reductive amination of a dicarbonyl compound in which one of the reacting centers is an amide has been reported. (296, 297) When the dicarbonyl substrate is a ketoaldehyde, the first reductive amination presumably occurs at the aldehyde with subsequent reaction at the ketone. New stereocenters are typically formed in reactions of dicarbonyl compounds, as illustrated by the reaction of diketone **27** with methylamine yielding products **28** and **29** (Eq. 51). (442) Cyclization proceeds after the first reductive amination

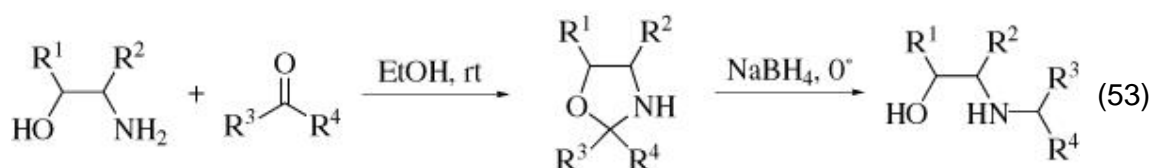


because the second imine formation is an intramolecular process that is usually faster than the corresponding intermolecular one. However, diamination in addition to cyclization is observed in some instances. (158, 399) Monoreductive alkylation may occur in situations where one of the carbonyl groups is significantly less reactive than the other (443) or the amine is weakly nucleophilic. (444) Tricarbonyl compounds like pentadecane-2,5,8-trione (**30**) can be used to prepare bicyclic amines, often yielding a mixture of stereoisomers such as the substituted hexahydropyrrolizines **31–34** (Eq. 52). (436, 445-451)



5. Scope and Limitations: The Amine Component

The simplest amines in reductive aminations are unsubstituted ammonium salts such as ammonium acetate, although ammonium trifluoroacetate and other salts have also been used. (15, 452) Most aliphatic and aromatic primary and secondary amines participate in reductive aminations. Primary amines readily undergo dialkylation, particularly with aldehydes since the monoalkylated product is often more nucleophilic than the starting amine. This problem can be circumvented by limiting the quantity of carbonyl compound used and also by ensuring that imine formation is complete prior to the addition of reducing agent. Furthermore, rapid reduction of the imine prevents reaction of the product amine with imine. Primary 1,2-aminoalcohols react with aldehydes and ketones to form an intermediate oxazolidine, which is reduced in situ to the *N*-monoalkylated product (Eq. 53). (453-457) 1,3-Aminoalcohols presumably react in a similar manner via an



oxazine. (458) In some examples, the intermediate oxazolidines (459, 460) and oxazines are isolated (335) and then reduced to the desired alkylated product. Similarly, reductive alkylation of 2-aminobenzenethiol is believed to proceed via a benzothiazoline intermediate. (461)

Sterically hindered amines including *tert*-butylamine, (390, 462) neopentylamine, (390) tritylamine, (346) and an α, α -disubstituted benzylamine (463) react readily with aldehydes. *tert*-butylamine even undergoes reductive amination with benzophenone in modest yield. (81) A definitive and systematic study has been reported involving the use of sodium triacetoxyborohydride to effect these types of reductions. (21)

Electron-deficient anilines can often be used in reductive alkylations with aldehydes and aliphatic and alicyclic ketones. For example, 2-nitroaniline and cyclohexanone give the expected product in about 30% yield, but 2,6-dichloro- or 2,6-dibromoanilines are not reductively alkylated by ketones. (21) Good yields of product are reported for the reaction of 2,6-dimethylaniline or 2,4,6-trichloroaniline with formaldehyde (154) or acetone, (464) but a 2,6-dibromoaniline does not undergo reaction with formaldehyde and sodium borohydride. (465) In another case, 2-fluoroaniline undergoes reaction with a β -ketoester in modest yield. (466) The reaction of secondary aromatic amines

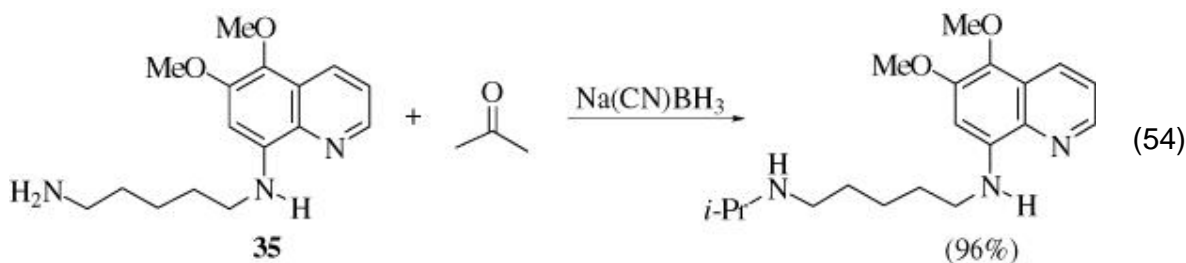
with aromatic aldehydes and ketones is problematic, and only a few successful examples have been reported. (160, 467-470) Reductive alkylation can be achieved when a benzoic acid is used as the carbonyl component. (327)

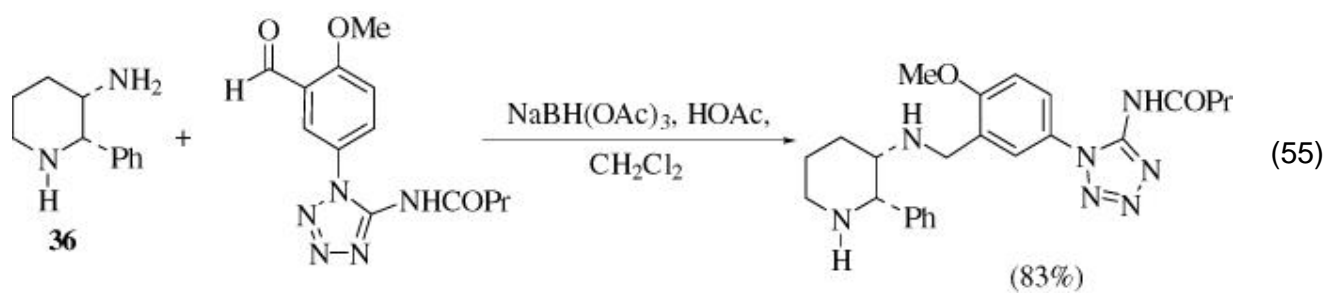
2-Aminopyridine derivatives have been used in the reductive amination of monosaccharides (320, 351, 471) and oligosaccharides. (320, 472-474) Other related amino-substituted π -deficient heterocycles have also been reductively alkylated. (322, 324, 475, 476)

Silylated amines such as hexamethyldisilazane derivatives can be used in reductive aminations, having the advantage of enhanced solubility in organic solvents compared to ammonium salts. (81, 204) Hydrazines, (21, 75, 154, 444, 477-490) *N*-hydroxylamines, (19, 49, 288, 289, 303, 480, 481, 491-512) and *N*-alkoxyamines (301, 513) can also be employed. However, reductive amination of an aliphatic ketone with *tert*-butylhydrazine is not successful, and occasionally a hydroxylamine is reduced to the unsubstituted amine upon heating. (480) Hydrazine can be used as an ammonia equivalent in reactions with carbonyl compounds in the presence of borohydride exchange resin/nickel acetate. (225) Reductive alkylation of an *N*-acyl hydrazine on the non-acyl nitrogen has been reported. (514)

Weakly nucleophilic nitrogens such as those contained in amides or ureas do not generally participate in the reaction, although a few instances have been reported involving ureas, (211) sulfonamides, (21) and *N*-sulfinylamines. (203)

Reductive alkylation of lysine typically results in reaction at both nitrogens, (20, 45, 515, 516) although exclusive reaction at the ϵ -nitrogen has been reported. (233, 517, 518) Reductive alkylation of LY264826, a vancomycin derivative that contains two primary amino groups as well as a secondary amine, affords mixtures of mono-, di-, and trialkylated products. (519) Primary amines can react selectively in the presence of secondary amines, particularly aliphatic aromatic amines such as **35** (Eq. 54), (522) or hindered amines like **36** (Eq. 55). (21, 519-523) In addition, an aminodeoxyadenosine reacts with formaldehyde exclusively at the primary amine on the sugar moiety whereas the amino substituent on the purine does not react. (453)

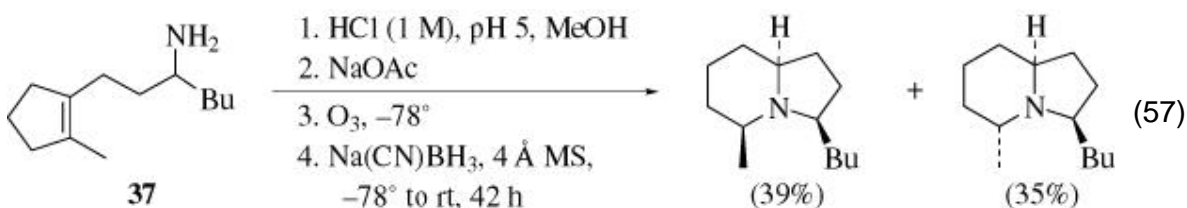
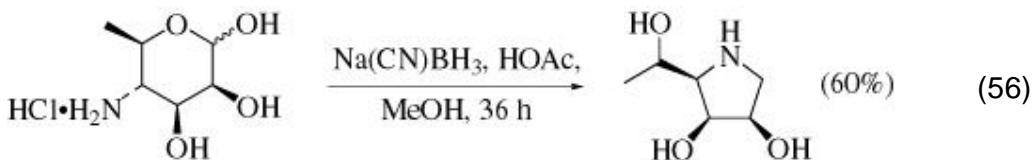




6. Intramolecular Reductive Aminations

Intramolecular reductive aminations require substrates in which either the carbonyl or amino group is masked; otherwise, the unprotected moieties would interact prematurely. Generally, the reactive groups are liberated under the conditions employed for the reductive amination. In reactions in which the substrates contain an amine protected as an azide, (524-545) nitro group, (546-555) acetyl nitronate, (556) nitroso acetal, (557) *N*-(carbobenzyloxy)amino, (558-573) *N*-(*tert*-butyloxy-carbonyl)amino, (574) *N*-benzyl group, (575-581) *N*-(9-phenylfluoren-9-yl) group, (582, 583) or imidate, (584) or when the carbonyl group is protected as an *O*-benzyl acetal, (534, 397, 585-587) the free amine or carbonyl is generated and reductive amination occurs in one pot under the conditions of catalytic hydrogenation. Alternatively, either the amino or carbonyl moiety is deprotected separately, and the reductive amination step alone is conducted with hydrogen. (588, 589) In addition, the reduction has been carried out with zinc (590) or electrochemically. (591)

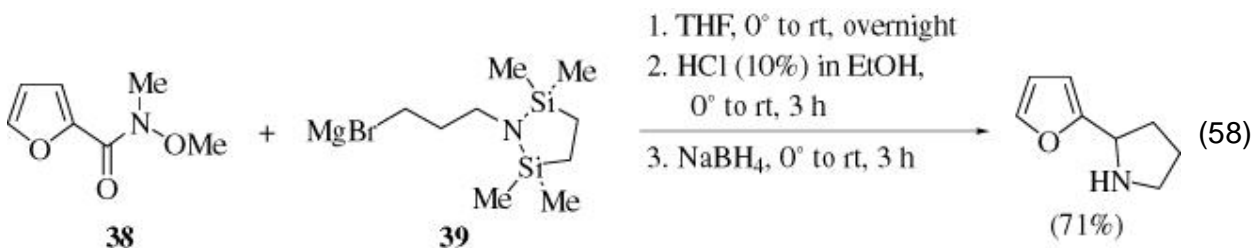
In intramolecular reductive aminations where soluble hydrides are used, the carbonyl group is often masked as an acetal (592-596) or ketal (408) which then reacts directly or is hydrolyzed under acidic conditions to afford the free carbonyl group (Eq. 56). (592) Alternatively, an olefin, such as cyclopentene derivative **37**, is ozonized to generate an aldehyde or ketone that subsequently undergoes reductive amination (Eq. 57), (433, 436, 439, 597-599) or an alcohol is oxidized to provide the



requisite ketone. (446) In another instance, an aldehyde is first masked as an oxime and then ozonized to provide the reactive carbonyl group. (600) In yet another example, an aldehyde is generated in situ from an ester by DIBAL

reduction. (601-603)

Azides are utilized as latent amines that, upon liberation by treatment with triphenylphosphine followed by the addition of reducing agent, undergo reductive cyclization. (216, 604, 605) Alternatively, the azido group can be reduced catalytically, and then sodium cyanoborohydride used to mediate reductive amination. (606) Carbobenzyloxy-protected amines can be deprotected by hydrogenolysis followed by addition of sodium cyanoborohydride to effect reductive amination. (120) A trifluoroacetamido group can be used as means of amine protection prior to reductive alkylation. (607) In an unusual example, an allylic sulfide containing a ketone is treated with an *S*-aminating agent, and subsequent [2,3]-sigmatropic rearrangement affords an allylamine that undergoes intramolecular reductive amination in situ upon the addition of a reducing agent to yield a piperidine derivative. (608) Finally, *N*-methoxy-, *N*-methylamide **38** (Weinreb's amide) reacts with 3-(*N*-silylamino)propyl Grignard reagent **39** generating an aminoketone which is then *N*-deprotected and treated with a reducing agent in one pot to prepare a 2-substituted pyrrolidine (Eq. 58). (609)



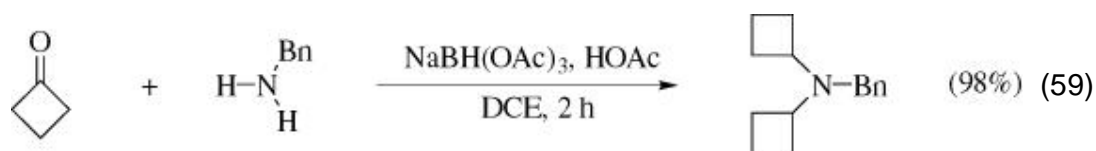
Amines have been derivatized as amides, (610, 611) *N*-benzyloxycarbonyl urethanes, (612) or as benzylidene groups prior to reaction. (613, 614) Some intramolecular reductive aminations are conducted with hydride reducing agents, but the intermediate imine, (150, 284, 408, 549, 615-637) α -hydroxylamine, (638, 639) α -methoxyamine, (640) or *N,O*-ketal (641) is isolated prior to addition of the reducing agent. A nitron formed by intramolecular condensation of a ketone with an *N*-hydroxylamino group is also reduced under appropriate conditions. (642) In one application, the carbonyl group is masked as a thioacetal (615) and, in another, a latent dicarbonyl is present as a furan. (616) Substrates in which the amine component is protected with a *tert*-butoxycarbonyl group have been used, (620, 626, 638) although in one reaction the intermediate imine is isolated and reduced by catalytic hydrogenation. (574) An *N*-carbobenzyloxy group on an amine can be removed by hydrogenolysis, and reductive amination is carried out upon the addition of a hydride source. (619, 624, 640) The nitro group of a

3-nitropropylaryl ketone is reduced by hydrogenation to the corresponding aminoketone that cyclizes to a 2-arylpyrroline. After purification, the isolated imine is reduced with sodium cyanoborohydride providing a highly functionalized pyrrolidine. (625) In a synthesis of solenopsin, a 4-aminopentyl-substituted ketal is subjected to acid treatment to provide a 1-piperidine. Reduction with lithium aluminum hydride-trimethylaluminum complex affords the target molecule. (643)

7. Side Reactions

7.1. Overalkylation of the Amine

Overalkylation of the amine product is a common side reaction, which is generally observed in the reaction of primary amines with aldehydes. When formaldehyde is used bisalkylation of a primary amine is very difficult to avoid, although monomethylation of an aniline with formaldehyde and sodium cyanoborohydride occurs when acetone, rather than acetonitrile, is the reaction solvent. (334) In another study, treatment of a primary amine with formaldehyde and sodium cyanoborohydride in aqueous solution provides a mixture of mono- and dimethylated materials. (644) Mono- versus dialkylation of an aminomethyl-substituted dipeptide is controlled by choice of the protecting group on the terminal nitrogen. (645) Two alternatives for monoalkylation are condensation of the amine with paraformaldehyde in strong base followed by treatment with sodium borohydride, (338) and reaction of an aromatic amine with trialkyl orthoformate followed by treatment of the isolated alkylimidate with sodium borohydride. (646) Alternatively, the amine can be treated with an aldehyde in trimethyl orthoformate, and the isolated imine is then reduced with sodium triacetoxyborohydride. (647) Monoalkylation is also enhanced by using an excess of amine or a 1:1 mixture of aldehyde:amine and performing the imine prior to the addition of reducing agent. (21, 22, 300, 648) The pH of the reaction medium has an effect on dialkylation in the reaction of a primary amine with an α -ketocarboxylic acid as dialkylation is observed with the sodium salt of the acid, which is more soluble and reactive than the acid. (649) Carboxylic acids and primary amines (particularly aliphatic amines) give dialkylated products. (54, 240, 247, 327, 409, 650-668) In some instances, aromatic primary amines are dialkylated, (235, 248, 669) and the bis-adduct of cyclobutanone and benzylamine forms readily (Eq. 59). (21)



Dialkylation is observed more frequently with aldehydes than with ketones as substrates in the reaction of ammonium salts or primary amines because of the greater reactivity and reduced steric bulk of aldehydes. (21, 22, 195, 211, 222, 229, 280, 300, 336, 349, 395, 453, 477, 515, 574, 659, 670-706)

Trialkylation is observed in the reaction of ammonium salts with some

aldehydes, (395, 707) as is dialkylation of ammonium species with some ketones (19, 707-713) and, in one example, a ketal. (714)

7.2. Reduction of the Carbonyl Component to the Corresponding Alcohol

Another common side reaction in reductive amination chemistry is reduction of the carbonyl component to the corresponding alcohol. This problem can be avoided if the imine species is completely formed prior to addition of reducing agent. If imine formation is slow because of poor reactivity of either the amine or carbonyl component, this side reaction may be unavoidable. Competitive reductions of aldehydes, (21, 45, 158, 159, 214, 221, 301, 441, 475, 515, 517, 671, 673, 682, 687, 688, 715-732) ketones, (19, 21, 22, 39, 48, 94, 141, 214, 220, 222, 285, 330, 331, 333, 396, 444, 452, 717, 733-760) an α , β -unsaturated ketone, (147, 611) and even a dienone (761) have been reported. In one account, reduction of an aldehyde is suppressed by changing the reducing agent from sodium cyanoborohydride to sodium triacetoxyborohydride. (723) In a related example, a hemiaminal is reduced, and the alcohol that is generated attacks an adjacent ester in the substrate to form a lactone. (762) Higher pH can bias the reaction toward reductive alkylation over carbonyl group reduction. (19, 734, 743)

7.3. Other Competing Reductions

The double bond of an α , β -unsaturated carbonyl starting material is often reduced. (61, 159, 160, 187, 383, 408, 631, 715, 763) The double bond, in conjugation with the iminium moiety, is susceptible to 1,4-conjugate reduction. This side reaction is avoided by increasing the pH of the reaction medium. (16, 408) It has been reported that an α , β -unsaturated ketone produces the corresponding saturated alcohol. (147, 611) sodium borohydride mediated reduction of an N-O bond has also been reported. (764) sodium cyanoborohydride reduces an aryl ketone or aldehyde to the corresponding methylene (736) or methyl (765, 766) group, and reduces an aliphatic aldehyde to a methyl group. (675) In the reductive amination of formyl-substituted tetrapyrroles, the corresponding methyl-substituted tetrapyrroles are isolated as by-products (13–17% yield) when either sodium borohydride (765) or sodium cyanoborohydride (766) is employed. When the acetaldehyde moiety of the macrocyclic lactone antibiotic leucomycin A₃ is treated with ammonium acetate and sodium cyanoborohydride, trace amounts of the ethyl-substituted lactone are isolated. (675) Similarly, when an 8-oxobenzomorphan derivative is subjected to similar conditions, the by-product resulting from reduction of the ketone to a methylene group is isolated in 20% yield. Concomitant over-reduction of a pyridine ring has been observed. (615) Under acidic reductive amination conditions, indoles are reduced to the corresponding indolines. (235, 743, 767, 768) Further, a 2-bromo-3-ketophosphonate is reductively debrominated. (383)

7.4. Addition of Nucleophiles to the Iminium Species

Occasionally nucleophiles other than hydride add to the intermediate imines. A common example is the addition of cyanide ion to give α -cyanoamines when sodium cyanoborohydride is the reducing agent. (81, 131, 204, 299, 719, 733, 741, 769-773)

Methanol can trap an iminium species; (774) for example, the *N*-methoxymethyl compound rather than the expected *N*-methylated product is isolated in a reductive amination procedure using methanolic formaldehyde. (775) In another attempted intramolecular reductive amination, the intermediate imine is trapped by either methanol or ethanol. (462) Formation of *N*-hydroxymethylated material as a byproduct in *N*-methylation with formaldehyde has been reported, resulting from either incomplete reduction or nucleophilic addition of water to the iminium species. (776, 777) Treatment of the *N*-(hydroxymethyl)amine with sodium borohydride produces the desired *N*-methylated product. In the reaction of an amine substrate containing a secondary amide with formaldehyde, the amide nitrogen is *N*-hydroxymethylated, and this process is reversed by treatment with aqueous hydrochloric acid in refluxing methanol. (778)

Intramolecular nucleophilic trapping of the iminium species can occur. In one example, an oxygen atom positioned β to the carbon atom of an iminium group attacks to form an oxazolidine, (453, 779) which is then cleaved with a reducing agent. In a related example, a γ -hydroxy group adds to the β position of an α , β -unsaturated iminium species, forming an epoxide. (611) Trapping of an iminium intermediate by an adjacent nitrogen or sulfur atom affords the corresponding imidazolidine, (331) dihydrodiazine, (777, 780) or thiazolidine. (331, 781) Reaction of an aldehyde with a 1,2-diaminoethane or 1,3-diaminopropane gives the corresponding 1,3-diazacyclopentane or 1,3-diazacyclohexane, respectively, as by-products. (782) Intramolecular migration of a tertiary benzylic carbonium ion to an iminium species is also observed. (270)

7.5. Side Reactions Unique to Cyanoborohydrides

A cyanohydrin is isolated as a by-product in a reductive amination using sodium cyanoborohydride. (744, 756) Also, cyanoborane adducts of the product amines hinders their isolation. (471, 778, 783-786) Hydrolysis of these materials to provide uncomplexed amines is difficult; however, some success has been realized using refluxing triethylamine-tetrahydrofuran (778) or potassium hydroxide in refluxing aqueous methanol. (784, 787)

7.6. Side Reactions Unique to Acyloxyborohydrides

Acylation of amines can occur when acyloxyborohydrides are formed in situ (228, 237, 240, 249-251, 264, 269, 788) and when sodium triacetoxyborohydride is employed as the reducing agent. (21, 789) Reductive alkylation of a primary amine with a variety of substituted phenylacetic acids is

successful except with 4-nitrophenylacetic acid, where the only product isolated is the corresponding amide. (788) Another side reaction involving sodium triacetoxyborohydride is *N*-ethylation of the reacting amine (21) where the ethyl group arises from one of the acyloxy ligands. This side reaction generally occurs either at elevated temperatures or when reduction is slow.

7.7. Miscellaneous Side Reactions

Occasionally the intermediate imine (21, 71, 331, 443, 487, 790) or enamine (674, 773, 791) is isolated. In these instances, the imine is unreactive for either steric or electronic reasons or because it is poorly soluble. (790) One intermediate carbinolamine fails to be dehydrated to the corresponding imine. (487, 792) In the reaction of 1,4-dicarbonyl substrates to form cyclic amines, the corresponding pyrroline, (145) pyrrole, (145, 436, 727) or enamine (443, 487) is isolated, indicating incomplete reduction. Diamine byproducts that arise from titanium(IV)-mediated coupling of the intermediate imines are isolated when using borane methyl sulfide with titanium(IV) isopropoxide and titanium tetrachloride. (332)

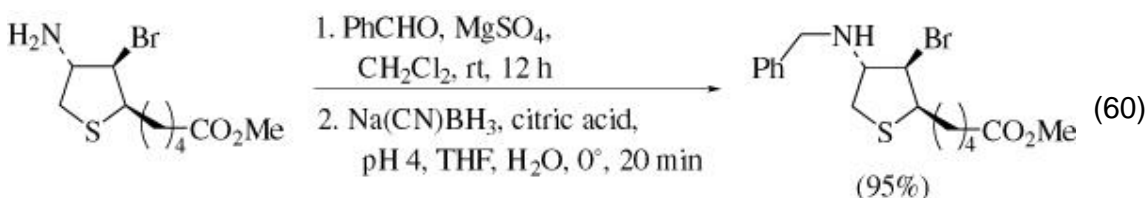
Acetals (793, 794) and ketals (71) are side products in reductive aminations with sodium cyanoborohydride in alcoholic solvents such as methanol. This pathway can be eliminated by using aprotic solvents or sterically hindered alcohols such as isopropyl or *tert*-butyl alcohol, depending on the solubility of the reactants. The formation of a dimethyl acetal can be suppressed by decreasing the amount of acid present in the reaction mixture. (795) Reaction of an indole nitrogen with formaldehyde is prevented when the solvent is changed from methanol to acetonitrile. (691)

Some side reactions arise because of the particular reacting species involved. For instance, reductive amination of a β -phosphonopyruvate with ammonium bromide results in some amide formation, which is averted by using ammonium acetate. (755) The transesterification of a benzyl to a methyl ester is observed in methanol, (796) but can be avoided by using 2-propanol (797, 798) as the reaction solvent. Also, transesterification of an ethyl ester to a methyl ester, (799) and that of a trichloroethyl ester to the corresponding methyl ester are observed. (117) Reductive amination with sodium borohydride and titanium(IV) isopropoxide causes transesterification of some ethyl esters. This transesterification is circumvented by using titanium(IV) tetraethoxide. (193) Hydrolysis of a 9-fluorenylmethyl ester (441) and deacetylation of an alcohol are other side reactions that have been observed. (792) Deacetylation of an amine can be avoided by using acetonitrile rather than methanol as the solvent. (102) Lactones can undergo ring opening by methanol as well as by amines. (800)

Intramolecular acyl transfer has been reported. (789) In a similar situation, a γ -ketoester undergoes keto-enol tautomerism with subsequent lactonization

and double bond migration to form an α , β -unsaturated lactone. (773) Intramolecular lactamization is observed after introduction of an amino group into the substrate by reductive alkylation, followed by attack of the amine nitrogen on an ester (84, 383, 441, 765, 801) or lactone. (802, 803) This process can be prevented by conversion of the ester to an amide. (801) In many synthetic schemes, however, the sequence of reductive amination followed by intramolecular lactamization is desirable.

Competitive formation of the corresponding aziridine during the cyclization of a β -bromoethylamine is suppressed through the use of buffered acid (Eq. 60). (804) Hydrolyses of a triphosphate to a diphosphate, (730) of sugar moieties



from a daunorubicin derivative, (742, 758) and of a digoxin analog (796) are all observed. Similarly, reaction of certain nucleoside aldehydes leads to depurination. (301) Treatment of an α -epoxyketone with benzylamine and sodium triacetoxymethylborohydride results in reductive amination followed by intramolecular opening of the epoxide by the amine to yield an aziridine. (282) Use of tetramethylammonium triacetoxymethylborohydride suppresses aziridination. In addition, intramolecular attack of a 1,3,4-oxadiazole by an amino group is reported. (805) Omitting the titanium(IV) reagent avoids the intramolecular cyclization of a 1-(2-aminophenyl)-2-pyrrolidinone to the corresponding benzimidazole when that substrate is reacted with sodium cyanoborohydride and titanium(IV) tetrachloride (83)

Stereocenters α to the carbonyl or imine can epimerize, since the proton adjacent to the intermediate iminium species is acidic, such as in the case of α -alkoxyaldehydes. (721, 732, 798, 806-808) In the reductive amination of glucose, epimerization of the 2-hydroxyl gives the corresponding manno isomer. (320) This process is thought to proceed via an Amadori rearrangement to the 2-keto derivative that is subsequently reduced to the alcohol. Epimerization adjacent to a ketone carbonyl can also occur. (44, 125, 770, 802, 809) Racemization of α -amino acids (117, 619, 706, 810) and α -amino aldehydes (797, 811-814) are especially facile owing to the enhanced acidity of the α proton. An extensive study appeared that describes the extent of racemization of α -amino acids as a function of pH and reducing agent. (810) Epimerization of α -amino aldehydes can be suppressed by ensuring that the imine is rapidly trapped by hydride. (814, 815) Racemization of a benzylic center adjacent to an amine is also possible. (816) Other sites remote from the

reacting centers can undergo epimerization, such as those involving benzhydryl or allyl functionality. (204) Racemization at a carbon atom adjacent to the nitrogen atom of a β -keto amide is observed. (44) Similarly, deuterium atoms adjacent to a carbonyl group can be exchanged to give the corresponding protio species. (817) This process is minimized by the removal of basic impurities from sodium cyanoborohydride.

Some researchers suggest that rearrangements of aldimines to the more stable ketimines are responsible for certain side reactions. (516) Certain cyclic polyamines can fragment on reaction with formaldehyde and hydride reducing agents. (818) Indoles and sodium formic acid (258) or trifluoroacetic acid (246) on treatment with borohydride undergo a variety of transformations, including ring opening, dimerization, and formation of bis adducts with trifluoroacetic acid. An intramolecular Mannich side reaction has also been reported. (769) Double reductive amination occurs on a substrate in a reaction designed for monoreductive amination only, (819) but monoalkylation is controlled by adding a large excess of amine. (820) Many unusual carbon-carbon bond cleavages are observed in the attempted reductive amination of FK-506. (751) Double bond migration (430, 821) and isomerization (677) are also seen in this system. In the reductive amination of rifaldehyde, an aldehydic macrocycle, the nitrogen of the desired amine product adds to the carbonyl group of an adjacent amide forming a dihydropyrimidine. (822, 823) A by-product in the reductive amination of 1,5-dihydrobenzindol-4-one is the fully aromatic tricyclic compound. (743) In the reductive alkylation of an oxime with a carboxylic acid, the oxime itself was an alkylating agent instead of the carbonyl group. (267) Attempted methylation of a ferrocenylmethylamine with formaldehyde in acetic acid and acetonitrile results in displacement of the amino group by acetate ion to afford the corresponding ferrocenylmethyl acetate. (824) Reductive amination of an aliphatic aldehyde tethered to a 2-(2-nitrophenyl)-1,3-cyclohexanedione affords a by-product resulting from reduction of the aldehyde to the corresponding alcohol that subsequently attacks one of the ketones giving a macrocyclic lactone. (442) Reductive amination of an aniline with an aldehyde leads to formation of 1,2,3,4-tetrahydroisoquinolines when the aldehyde and a ketone are stirred in acid prior to addition of reducing agent. (698)

8. Failed Reactions

In some preparations, reductive aminations do not proceed as desired because of the unreactive nature of either the carbonyl or amine components in the initial condensation step. For aldehydes, one unreactive substrate is a 3-substituted-2-formylpyrrole that fails to react with ammonium acetate (825) or hexylamine (826) in the presence of sodium cyanoborohydride. The reaction proceeds in good yield when the imine is preformed in refluxing tetrahydrofuran with molecular sieves followed by the addition of sodium borohydride. A related 2-formylpyrrole containing a remote ester fails to undergo reductive amination with ammonium acetate, whereas the corresponding carboxylic acid does react. (827) The reductive amination of glucose with 2-aminopyridine in aqueous methanol is unsuccessful even at reflux, but the reaction affords a nearly quantitative yield of the product on heating in DMF. (471)

Aminooxadiazoles, electron-deficient heterocycles, are unreactive with benzaldehyde unless the imine is preformed under fairly vigorous conditions, such as in refluxing benzene with *p*-toluenesulfonic acid. (828) In another reaction, reductive alkylation of cystine with 4-dimethylaminobenzaldehyde fails because of the poor electrophilicity of the aldehyde; the corresponding reaction with 4-nitrobenzaldehyde is also unsuccessful. (781) Reaction of an aldehyde attached to a furanose ring with a hydroxylamine is unsuccessful using sodium cyanoborohydride, sodium triacetoxyborohydride, and zinc borohydride as reducing agents with or without acid catalysts, but the desired product is formed in good yield using borane-pyridine with pyridinium *p*-toluenesulfonate. (301) Reductive aminations on a 4-alkoxy-2,6-dimethoxybenzaldehyde fail, possibly because of both steric and electronic effects. (829) Reaction of 8-hydroxyquinoline-2-carboxaldehyde with a primary aliphatic amine and sodium triacetoxyborohydride is unsuccessful whereas the reaction of the corresponding 8-acetoxy derivative does work. (728) A glucopyranosyl aldehyde fails to react with 2-ethanolamine, but reductive amination with aniline is successful. (729)

Camphor is a particularly unreactive ketone that fails to react with benzylamine and sodium triacetoxyborohydride because of steric hindrance. (21) Reductive amination of a 2,2-disubstituted β -ketoester with ammonium acetate is also unsuccessful presumably for the same reason. (755) Reaction of a substituted aryl benzyl ketone and benzylamine with titanium(IV) tetrachloride is successful with sodium borohydride, but bulkier reagents such as sodium triacetoxyborohydride and lithium triethylborohydride do not effect reduction. (28) A ketohexose with a tertiary carbon adjacent to the carbonyl group also fails to undergo reductive amination. (830) Reaction of a decalone bearing an

angular methyl group with benzylamine is problematic. (753) Reductive amination of a tricyclic ketone containing an α -methyl group with aniline in the presence of sodium cyanoborohydride fails, but the reaction proceeds uneventfully when the imine is preformed. (285)

Reductive alkylation of lysine with acetophenone or benzophenone in the presence of sodium borohydride is unsuccessful, (20) as is the reaction of 1-trityl-4-acetylimidazole with aniline. (831) Reductive amination of an *o*-nitroacetophenone with ethyl glycinate fails. (832) In addition, isobutyrophenone does not react with secondary amines and sodium cyanoborohydride, and *tert*-butyl ketones and benzophenones are also relatively unreactive. (19) Reaction of a bispyridyl ketone with a branched primary amine fails with a variety of hydride reducing agents, but is successful with zinc in refluxing 2-propanol. (833) When borane-pyridine is the reducing agent, acetophenone reacts readily with anilines except for 4-nitroaniline, but not with aliphatic amines. (22) Aliphatic amines may be less reactive than aromatic amines because they are more readily protonated; thus less of the free amine is available for reaction.

In some instances, reductive aminations of dicarbonyl substrates fail. A number of 1,5-ketoaldehydes are successfully cyclized to the corresponding piperidines with α -substituted benzyl- and naphthylamines, but not when the α -substituent is a methyl ester. (834) Some other limitations are dependent on ketone substitution. Attempted reaction of a ketoaldehyde that is part of a tetracyclic heterocycle with benzylamine leads to complex product mixtures. (835) The cyclization of a carbohydrate-derived diketone to a highly substituted piperidine is successful using ammonium acetate, but the double reductive amination fails with primary amines. (836) Furthermore, a dicarbonyl compound reacts with two molecules of amine to give an acyclic product. (837)

Reductive aminations with ammonium salts can fail, (39, 204, 614, 753, 755, 756, 838-846) often because of the poor solubility of ammonium salts in organic solvents. (15, 839) An additional impediment is that the intermediate carbinolamine may not eliminate water readily to form the imine species. (838)

Sterically hindered primary amines can be unreactive, such as *tert*-butylamine and 4-aminoheptane. For example, these amines do not react with 1-arylaceton derivatives under the standard Borch conditions. (480) In addition, 2-propylamine and *tert*-butylamine did not undergo reductive amination with 2-carboxyacetophenone, (733) an acetal, (724) or a nitrile, (428) whereas other primary amines do react. Dimethylamine fails to react with a bicyclic acetophenone derivative for steric as well as electronic reasons. (759) Reaction of (dicyclohexyl) methylamine with dicyclohexylketone fails most likely because of steric factors, (847) and a triazaadamantane derivative does

not react with acetaldehyde or acetone. (848) Reductive alkylation of adamantylamine and *tert*-butylamine with an α -methyl substituted steroidal ketone is also unsuccessful. (849) As expected, reductive alkylations of tritylamine can be difficult. (850) Reaction of methylamine (851) or ethylamine (852) with one aliphatic ketone is only successful under catalytic hydrogenation conditions. Further, reductive amination of an aliphatic aromatic ketone with an aminoacetaldehyde acetal is unsuccessful. (844)

Reductive alkylation of secondary amines with ketones can be poor. There are instances in which reactions fail even with a reactive partner, such as in treatment of 2-substituted pyrrolidines with formaldehyde. (853) Piperidine fails to react with acetone or cyclohexanone using sodium borohydride. (20) Reaction of a secondary amine with adjacent ring fusion and acetaldehyde is unsuccessful, (854) as is condensation of dimethylamine with a tricyclic ketone. (855) Diisopropylamine fails to react with cycloheptanone, (21) and reductive alkylation of a secondary amine with a β -tetralone is unsuccessful. (856) Hindered amines are not suitable substrates for 4-piperidones. (857) Reductive alkylations of secondary amines with a hindered methyl ketone (858) or aliphatic heteroaromatic ketones (859) are only successful if the imine is preformed. Reductive amination of a hemiacetal with an azetidiny ester does not work, whereas reaction with the corresponding carboxylic acid is successful. (835, 860)

Aromatic amines are less reactive than aliphatic amines because of their reduced nucleophilicity, but they generally undergo reductive aminations readily. One exception is the combination of 2,6-disubstituted anilines with aldehydes (465) and aliphatic or alicyclic ketones. (21) In addition, 2-nitroaniline reacts only slowly with cyclohexanone, and 2,4-dinitroaniline fails to react with benzaldehyde. (21) 4-(Carboethoxy)aniline does not react with an imidazolyl aldehyde, partly because of the weak nucleophilicity of the amine. (861) Ketosugars do not undergo reductive amination with 2-aminopyridine, a fairly non-nucleophilic amine. (471) A number of limitations are observed in the reaction of bisaromatic amines; for instance, iminodibenzyl fails to react with hexanal whereas iminostilbene, the corresponding dehydro derivative, gives the expected product in good yield. (21)

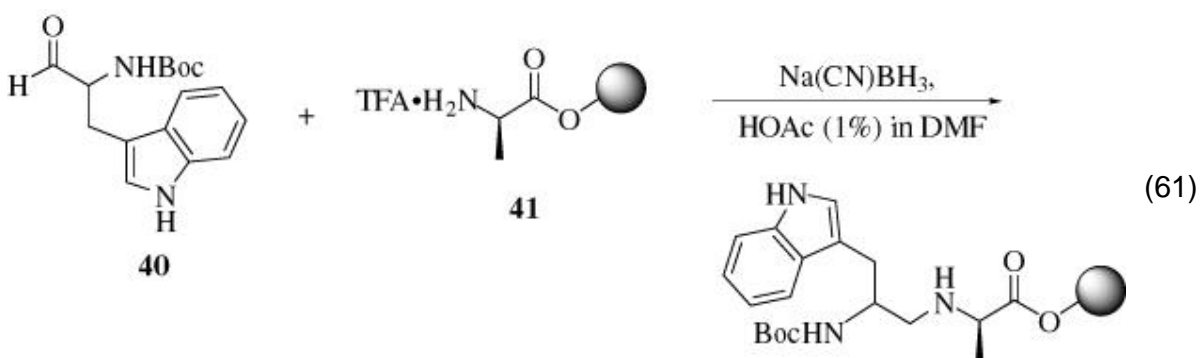
Sometimes the intermediate imine is isolated because it fails to undergo reduction upon addition of the hydride reagent. (151) This problem can often be circumvented by using a more potent reducing agent. Occasionally, the intermediate hydrazone or oxime is not reduced in reactions of hydrazines and hydroxylamines. For example, *N*-phenylhydrazine does not undergo reductive amination with benzaldehyde in the presence of sodium triacetoxyborohydride as only the hydrazone is isolated. (21) Similarly, *N*-hydroxylamine fails to undergo reductive alkylation with cyclooctanone when sodium

triacetoxyborohydride is used, and the corresponding oxime is formed. Amides (21) and ureas (862) are not generally nucleophilic enough to undergo reductive alkylations.

Other reductive aminations fail owing to an inherent instability of the reactants, intermediate imines, or products under the reaction conditions used. For example, attempted reductive amination of a 2-(diethylphosphonyl)glycine derivative with benzaldehyde results in an intractable mixture presumably because either the starting amine or intermediate imine is base labile. (863) Reductive aminations of a malonaldehyde derivative (864) and *trans*-retinal (865) are also unsuccessful. Attempted reaction of 1-oxoalkylphosphonates with benzylamine or α -methylbenzylamine results in cleavage of the carbon-phosphorus bond, although reaction with the more sterically hindered benzhydrylamine is successful. (850) *N*-Methylation of a highly functionalized aminocyclitol with formaldehyde and sodium cyanoborohydride leads to complex product mixtures. (866) Reductive aminations can occasionally result in mixtures of products with no obvious explanation. (867)

9. Reductive Aminations on a Solid Support

Reductive aminations have been extensively applied in solid phase organic synthesis for the preparation of compound libraries. Initially, this reaction was used in peptide chemistry to introduce the $-\text{CH}_2\text{NH}-$ group as an amide bond surrogate by treatment of a resin-bound amino acid with an amino acid aldehyde. (683, 812, 868-878) Under the original conditions, sodium cyanoborohydride is dissolved in 1% acetic acid in DMF, and generally the resin-bound amine, e.g. **40**, is treated with a soluble *N*-protected amino aldehyde such as the propionaldehyde derivative **41** (Eq. 61). (868) Although the reaction is successful for a



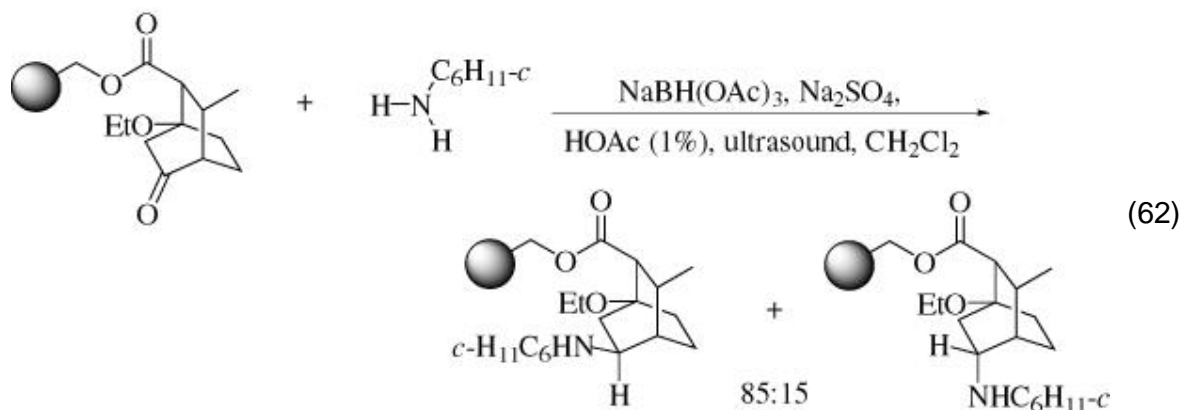
variety of substrates, one attempt that failed is the reaction of *N*-Boc asparagine aldehyde bearing a xanthenyl protecting group on the side chain with a resin-bound *O*-benzyl protected serine. (870) Some studies have probed the tendency of enolizable substrates to racemize, (313, 814) a phenomenon that can be minimized by rapid addition of the reducing agent to the imine. (814) A variety of aminomethyl peptide derivatives have been prepared using the sodium cyanoborohydride and acetic acid in DMF conditions. (797, 813, 815, 879-887) An amino acid can be added as an acid salt in lieu of acetic acid. (888) An amino acid moiety can be coupled with a small organic substrate that is immobilized on a polymer support. (889, 890) In one report, an amino acid is reacted with a resin-bound α -ketoester. (891) Subsequently, solid-phase reductive aminations have been utilized in reactions of non-amino acid substrates. (892-896) Alternative solvents that have been used include DMA, (892) DMF:dichloromethane (1:1), (897) dichloromethane:THF (1:1), (898) THF:water:acetic acid, (899) trimethyl orthoformate with a small amount of acetic acid, (900) methanol or ethanol, (815, 901, 902) aqueous THF with acetic acid, (903) methanol with acetic acid, (904) and aqueous phosphate buffer. (905) Often the carbonyl and amine components are stirred together to ensure complete imine formation prior to the addition of sodium cyanoborohydride. An alternative procedure is represented by the reaction of a resin-bound amine with an aldehyde and

benzotriazole in a triethyl orthoformate:DMF mixture followed by addition of reducing agent in THF. (906)

In some syntheses the imine is preformed on the resin and excess reagents are washed away prior to the addition of sodium cyanoborohydride. (907) Typically, trimethyl orthoformate is used as solvent in the imine-forming step followed by washing the resin and subsequent addition of the reducing agent alone (908) or with a small amount of acetic acid. (344, 909-911) Alternatively, the imine is formed in trimethyl orthoformate (912, 913) or trimethyl orthoformate:dichloromethane, (914) or trimethyl orthoformate:THF mixtures, (915) washed and then treated with sodium cyanoborohydride in DMF (912) or DMF containing a small amount of acetic acid. (913, 914, 916) In one report, the imine is prepared in THF with molecular sieves followed by addition of the reducing agent in ethanol. (917) Imines have also been formed by transimination of a resin-bound amine with another imine, rather than a carbonyl compound, followed by addition of the reducing agent in *N,N*-dimethylacetamide with acetic acid. (918)

Sodium borohydride is used only to a limited extent in solid-phase reductive aminations because it readily reduces aldehydes and ketones. This reagent is used in a one-pot process in dichloromethane, (919) but the imine is formed in advance. In related examples, 1% acetic acid in DMF is used to form the imine prior to addition of sodium borohydride in a mixture of DMF and methanol. (920, 921) Recently the imine was pre-formed in trimethyl orthoformate and then treated with sodium borohydride in methanol, (922) ethanol, (923) or mixtures of THF:ethanol (924) or DMF:ethanol. (925) In one case, a two-step process was reported to be more effective than a one-pot transformation when using additives such as acetic acid or magnesium sulfate. (913) Also, coupling of a dialdehyde with an amine immobilized on an agarose gel is achieved by treatment with sodium borohydride in aqueous borate buffer. (926)

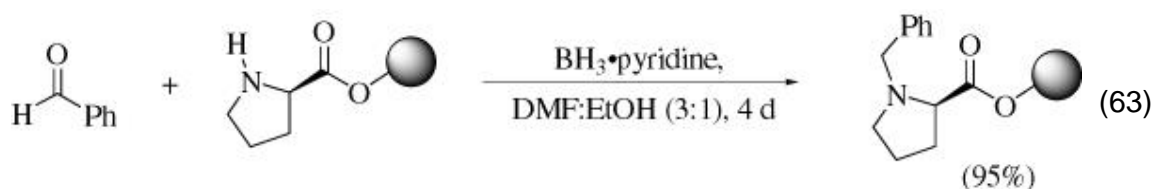
Reactions with sodium triacetoxyborohydride in solid-phase synthesis are typically conducted in DMF containing 1% acetic acid, (887, 927-938) dichloromethane, (939) dichloromethane with a small amount of acetic acid, (940, 941) dichloroethane, (942) DMA, (943) and dichloromethane:methanol mixtures. (944) In addition, the imine can be formed in a 1:1 mixture of trimethyl orthoformate and DMF with acetic acid followed by addition of sodium triacetoxyborohydride. (945, 946) In another report, the imine is prepared in THF with acetic acid and sodium sulfate followed by introduction of sodium triacetoxyborohydride. (947) dichloromethane with ultrasound alone (948, 949) or with ultrasound, sodium sulfate, and a small amount of acetic acid are also used (Eq. 62). (950, 951) In addition, polymer-bound



6-carboxy-4-chromanone reacts with amines and titanium(IV) isopropoxide in toluene followed by addition of sodium triacetoxyborohydride and acetic acid, (952) since the use of sodium triacetoxyborohydride without acetic acid, sodium cyanoborohydride, borane-pyridine, or sodium borohydride results in incomplete reaction. Alternative methods such as heating or sonication result in cleavage from the solid support. In one report, racemization is minimized by combining the reducing agent with either the carbonyl component or amine prior to addition of the other reactant. (930) Tetramethylammonium triacetoxyborohydride is also employed in dichloromethane with acetic acid. (953) An advantage of this reagent is its enhanced solubility in organic solvents. In an interesting example, tetramethylammonium triacetoxyborohydride is used to initiate the reduction with subsequent addition of sodium cyanoborohydride to complete the reaction. (954)

The imine has been preformed in a separate step prior to the addition of sodium triacetoxyborohydride. For example, imine formation is carried out in trimethyl orthoformate (955-960) or a mixture of trimethyl orthoformate and DMF followed by reduction in dichloromethane, (955, 958) dichloromethane with acetic acid (959, 961, 962) or DMF. (960) Alternatively, the imine is preformed in toluene followed by reduction in dichloromethane. (963) In addition, imine formation is conducted in DMF with acetic acid followed by addition of the reducing agent in 1-methyl-2-pyrrolidinone. (964)

Finally, borane-pyridine has been utilized in solid-phase reductive aminations in 3:1 DMF:ethanol as solvent (Eq. 63) (965, 966) or in 1% acetic acid in DMF. (967)



In more recent reports, the amine and aldehyde are combined in trimethyl orthoformate (968) or trimethyl orthoformate-methanol (969-972) to form the imine followed by the addition of borane-pyridine with a small amount of acetic acid. Moreover, the imine can be preformed on the resin and then reduced with borane-pyridine in a mixture of DMF and ethanol. (908)

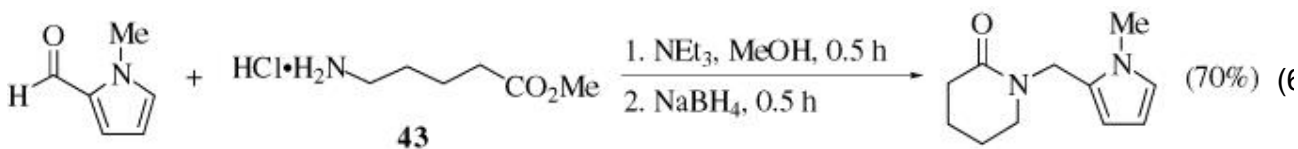
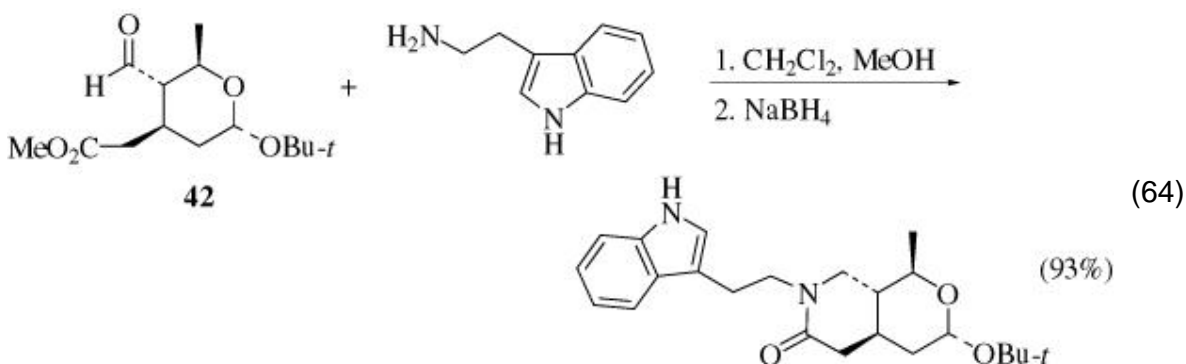
Few systematic comparisons of reducing agents on a solid support have been reported, although borane-pyridine is observed to be more effective than sodium cyanoborohydride and sodium triacetoxyborohydride in limited studies. (908, 969, 970) Also, in one example, sodium cyanoborohydride is reported to be more effective than either sodium borohydride or sodium triacetoxyborohydride. (913) The yields of reductive amination products as a function of the resin linker have been compared. (898)

A common side reaction in solid-phase reductive aminations is overalkylation of the amine, (919, 925, 973) especially in procedures where the amine is immobilized on the resin and an excess of carbonyl compound is employed. This problem can be avoided by pre-forming the imine prior to addition of the reducing agent. (919) In one example, dialkylation is avoided by converting the amine to an amide followed by borane reduction. (973)

Compound libraries have not only been generated via reductive amination on solid supports, but also by using parallel synthesis in solution. (66, 67, 224, 974-981) These reactions are often driven by using an excess of one of the reagents. In one preparation, glycine is used to scavenge the excess aldehyde, thus avoiding chromatographic purification of the reaction products. (975) Alternatively, separation of the desired product from unreacted carbonyl substrate is carried out with a cation-exchange resin (982) although, in one report, removal of excess benzaldehyde is problematic. (983) Resin-bound aldehyde or acid chloride is also used to trap excess primary or secondary amines, respectively. (67, 224)

10. Tandem Reactions

Reductive aminations have been conducted in tandem with a second reaction in the same vessel. The most common example is reductive lactamization in which the newly formed amine condenses intramolecularly with a carboxylic acid or ester forming a lactam. The carboxylic acid moiety can be contained in either the reacting carbonyl compound, e.g. **42** (Eq. 64) (984) or in the amine, e.g. **43** (Eq. 65). (985) With some reactants, lactam formation occurs readily at ambient

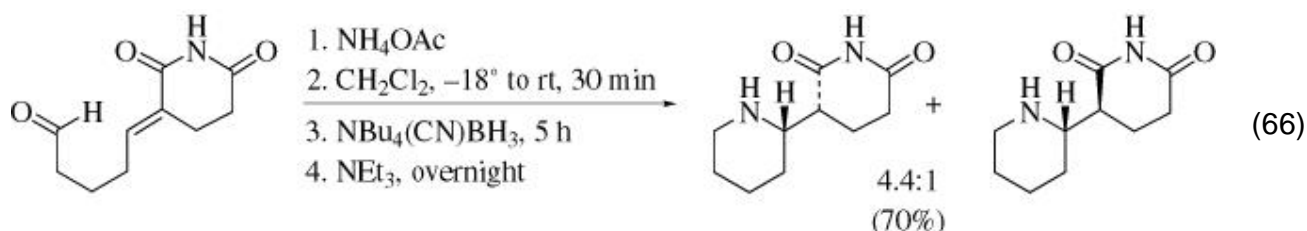


temperature, but often heating is required to effect ring closure. Generally, heat is applied in the same reaction vessel, but in one example the intermediate is isolated and then heated in ethanol. (986) A catalytic amount of 1-hydroxybenzotriazole (HOBT) and heating in toluene can effect complete lactam formation, (987, 988) and treatment with diphenyl phosphorazidate (DPPA) in dioxane is also used. (989) Thionyl chloride is used in another instance. (990) Lactamization is observed when the newly introduced amino group displaces an oxazolidinone. (991) In one report, reductive amination with ethylenediamine is followed by lactamization and intramolecular displacement of an aromatic methoxy group. (992) Treatment of *N*-(2-aminoethyl)oxamates with aldehydes and ketones using sodium triacetoxy-borohydride affords by-products resulting from acyl transfer and intramolecular cyclization to the 2,3-diketopiperazine prior to reductive alkylation. (280)

An alternative and intriguing tandem process that yields macrocyclic lactams is

reductive amination followed by ring expansion. For example, reductive amination of an aliphatic aldehyde tethered to an α -nitrocycloalkanone precedes attack of the amino group on the α -nitroketone forming a lactam with concomitant cleavage of the carbon-carbon bond. (462, 993, 994) In a related system, an amine displaces an aliphatic nitro group to generate a cyclic product. (995)

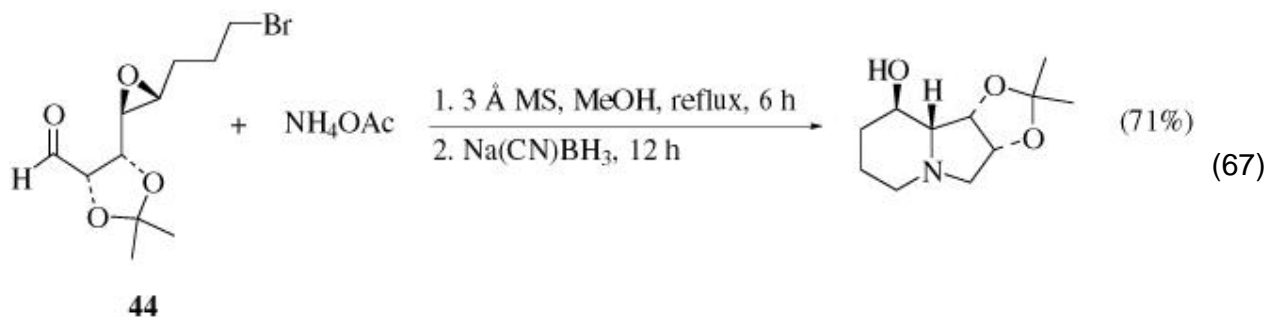
Other tandem reactions have been explored to a much more limited extent. One example is reductive amination followed by Michael-type addition of the amino group to an α , β -unsaturated carbonyl moiety, a sequence that has been applied to the synthesis of pyrrolidines, (996, 997) 2,6-disubstituted piperidines, (998, 999) and alkaloid natural products (Eq. 66). (64, 388, 389) Similarly, a diamine reacts with



an α , β -unsaturated aldehyde affording a diazepine. (603, 1000-1002)

Alternatively, an α , β -unsaturated aldehyde or ketone incorporates one amine by reductive amination and the second by conjugate addition. (717) In another report, reductive amination with an acetal occurs followed by intramolecular Michael addition to an α , β -unsaturated ester and subsequent lactonization with the liberated acetal hydroxy group. (1003)

Another tandem reaction is the reductive amination of an epoxycarbonyl substrate followed by epoxide ring opening by the amino group. (1004) In a related reaction, the amine is first added to the ketoepoxide, and the intermediates are isolated prior to addition of the reducing agent. (1005) Moreover, an α -epoxyketone is reductively aminated with ammonium acetate and then treated with a carbonate source to provide oxazolidinones in one pot. (1006, 1007) Carbonyl substrates containing a 1,3,4-oxadiazole heterocycle undergo ring opening on heating after reductive amination, affording cyclopentane-fused triazoles. (805) Another example is the reaction of ketoaldehyde 44 with ammonium acetate; the amino group reacts at multiple electrophilic sites to generate a bicyclic product (Eq. 67). (1008, 1009)



Reductive amination followed by intramolecular transposition of an acyl group has been applied to natural product synthesis. (707, 1010) Reductive alkylation of 3-amino-2-(*N*-formamidoamino)pyridine affords the corresponding 3-substituted imidazo[4,5-*b*]pyridine. (1011) Tryptamine and 1,5-dialdehydes undergo a one-pot Pictet-Spengler cyclization followed by reductive amination providing tetracyclic structures. (1012, 1013) Another example of reductive amination followed by a Pictet-Spengler type cyclization has been reported. (429)

In the reaction of an α -bromoketone with a β -aminothiol, alkylation of the sulfur is followed by an intramolecular reductive alkylation. (1014) Furthermore, reductive amination of a γ -cyanoketone with subsequent addition of the amine to the nitrile affords the corresponding cyclic amidine. (1015)

In addition to direct tandem reactions, reductive alkylations can be accompanied by reduction of carbon-nitrogen double bonds present elsewhere in the substrate in addition to those examples described for the reactions of carboxylic acids. Examples include the reduction of imines to amines, (682, 1016, 1017) indoles to indolines, (1018) and hydrazones to hydrazines. (477)

11. Comparison with Other Methods

Many other methods exist for introduction of an alkyl group onto a nitrogen atom. (1019-1023) Alternatives to reductive aminations include direct alkylation of amines with alkyl halides or alkyl sulfonates, including alkyl triflates. These reactions are typically run in aprotic solvents in the presence of a base such as triethylamine or pyridine to scavenge the acid liberated in the alkylation. The choice of reductive alkylation versus direct alkylation may be dictated by the availability of aldehyde or ketone versus alkylating agent. Overalkylation, such as in the formation of quaternary ammonium salts, can be problematic with alkyl halides. Direct alkylation is particularly useful in the reaction of weakly basic nitrogens such as amides, although addition of a strong base such as lithium diisopropylamide or alkyllithium may be required. A more controlled means for introduction of an alkyl substituent on nitrogen is a two-step process in which the amino group is acylated with an acid chloride or carboxylic acid, and the resulting amide is reduced, typically with lithium aluminum hydride or borane. This strategy can be valuable for the monoalkylation of a primary amine.

Alternative reductive amination conditions that are beyond the scope of this chapter can also be employed to introduce an alkyl substituent on nitrogen. Other metal hydrides besides borohydrides and boranes can be used as reducing agents; these hydrides include silanes and iron reagents. Also, hydrogen gas in the presence of a catalyst has been used extensively to effect reductive alkylations. Furthermore, the amine and carbonyl component can react to form an imine or enamine that is isolated and subjected to reduction with either a hydride or hydrogen. This approach is particularly useful in reactions in which imine formation is problematic.

12. Experimental Conditions

A variety of hydride reducing agents have been developed for the reductive alkylation of amines. Sodium triacetoxyborohydride is the reagent of choice because it does not have the toxicity and disposal problems of sodium cyanoborohydride. In addition, this substance is reasonably soluble in aprotic organic solvents. However, it decomposes in protic solvents and cannot be employed for reductive aminations of compounds that are only soluble in water or alcoholic solvents, such as ammonium salts or unprotected sugars. In these situations, sodium cyanoborohydride or sodium borohydride must be used. Since sodium borohydride readily reduces aldehydes and ketones, reactions are best conducted by ensuring that imine formation is complete prior to addition of the reducing agent. Triacetoxyborohydride, cyanoborohydride, and borohydride are all effective in the reductive amination of most aldehydes with primary or secondary aliphatic or aromatic amines. These reducing agents can also be used for reactions of aliphatic ketones with primary or secondary aliphatic amines as well as primary aromatic amines. The reaction is often facilitated by the addition of an equivalent of acid or molecular sieves.

Certain substrates are problematic, such as in reductive aminations of aromatic aldehydes with aliphatic aromatic amines. The use of sodium borohydride with sulfuric acid is reported to be successful; (160) alternatively, the amine can be reacted with a benzoic acid derivative rather than the corresponding benzaldehyde. Reductive amination of acetophenone and benzophenone derivatives as well as α , β -unsaturated ketones can be sluggish because of the reduced electrophilicity of the carbonyl group. The use of the additives titanium(IV) tetrachloride or titanium(IV) isopropoxide may improve these reactions. Specific examples of conditions that can be utilized for reductive aminations are listed in the [Tabular Survey](#).

12.1. Cyanoborohydrides

Caution! Cyanoborohydrides are extremely toxic and should be handled in a fume hood at all times. Since reductive aminations are generally conducted in acidic medium, HCN gas can be liberated. Therefore, the reactions must be run in a well-ventilated hood. The reactions are preferably run in an inert atmosphere and exclusion of water may be desirable to prevent iminium hydrolysis, but these measures are not strictly required. The reactions should be worked up in a hood because of the cyanide hazard. Generally workup involves concentration of the reaction mixture under reduced pressure, followed by addition of a solution of aqueous base such as sodium carbonate and subsequent

extraction with an appropriate organic solvent. The aqueous extracts should be treated with sodium hypochlorite solution (Clorox[®]) to oxidize cyanide to cyanate, which is less toxic. A detailed procedure for the destruction of cyanide is in the literature. (1024) sodium cyanoborohydride is available commercially as a neat solid and also as a solution in tetrahydrofuran. (1025)

In the original procedure, a five-fold excess of amine relative to carbonyl substrate was recommended to prevent dialkylation of the amine. (19) A variety of solvents can be utilized for reductive aminations with cyanoborohydrides. These reactions are generally conducted in methanol although ethanol (391, 406, 452, 762, 1026-1032) is often used as are 2-propanol, (36, 71, 76, 80, 798, 1033-1037) tert-butyl alcohol, (388, 387, 762, 1038) ethylene glycol, (47) and methoxyethanol:methanol mixtures. (731, 1039) Lipophilic solvents tend to enhance the solubility of the reaction substrates, and 2-propanol is used deliberately to suppress the ketalization observed in methanol (71) and to prevent transesterification of a benzyl ester. (798) Reductive aminations are also conducted in water and alcoholic solvents (367, 491, 493, 497, 1040-1045) as well as in alcoholic solvents with an aprotic co-solvent. Such combinations include methanol:THF, (113, 467, 512, 731, 1046-1058) methanol:DMF, (170, 519) methanol:chloroform, (518, 1059, 1060) methanol:chloroform:DMSO, (1061) methanol:dichloromethane, (81, 765, 1062, 1063) and 2-propanol:THF. (808, 1064-1066) Reductive aminations are also run in strictly aqueous systems. (49, 147, 475, 644, 1067-1069)

Since acidic conditions generally promote reductive aminations, these reactions are often run in acidic solvents. Acetic acid (152, 1070) and trifluoroacetic acid (181) are commonly used, and mixtures containing acetic acid:methanol, (1071) acetic acid:ethanol, (1072) acetic acid:dichloromethane, (1073) acetic acid:pyridine, (1074) and acetic acid:pyridine:THF have also been used successfully. (1075)

Neat aprotic solvents are of use in reductive aminations. Borch and Hassid initially used acetonitrile in reactions involving formaldehyde because reactions in methanol were sluggish owing to hemiacetal formation. (793) However, acetonitrile is often used in reactions with sodium cyanoborohydride both by itself and with a cosolvent such as THF (854) or DMSO. (1076) Ethers, including THF, (69, 285, 462, 596, 777, 1077-1086) dimethoxyethane, (800, 1087) and methylated spirits (1088) can also be used. Like acetonitrile, THF is used to prevent acetal formation, which can occur in alcoholic solvents. (794) Other aprotic solvents that are used include DMF, (75, 471, 722, 726, 914) trimethyl orthoformate, (344, 510) and 1,2-dichloroethane. (849) Aqueous solutions of acetonitrile (738,

758, 1089-1093) THF, (365) tetrahydropyran, (1094-1096) acetone, (1097) and THF:2-propanol (125) can also be effective. In addition, heating the substrates in toluene with p-toluenesulfonic acid can be used to form the imine intermediate, which is subsequently treated with the reducing agent in methanol. (1098)

In his initial paper describing sodium cyanoborohydride, Borch reported the use of acetic acid to adjust the pH of the reaction mixture to the optimal value of 4–6. (19) Other acid sources or acid buffers that are used to optimize pH include HCl solutions in alcoholic solvents, trifluoroacetic acid, (47, 513, 1099) p-toluenesulfonic acid, (1100) formic acid, (611) phosphate, (44, 391, 495, 673, 703, 704, 730, 1012, 1041, 1101-1107) sodium acetate, (146, 400, 750, 992, 1031, 1037, 1044, 1097, 1108-1115) potassium acetate, (279) borate, (682) citrate, (46, 804, 1086) and citrate and phosphate together (408, 1116) either as a solid or in aqueous solution. Tris(hydroxymethyl)aminomethane (Sorensen's buffer) is also used. (1117) Alternatively, the proton source can be the acid salt of the amine. Bases such as potassium hydroxide can be added to reaction mixtures to carefully adjust the reaction conditions. (1118) The pH of the reaction mixture can be monitored with pH paper or with indicators such as bromocresol green, (496, 745, 1119-1122) bromocresol purple, (1071, 1123, 1124) bromothymol blue, (46, 490, 800, 1125) methyl orange, (509, 512) methyl red, (748) neutral red, (760) phenolphthalein, (1126) and thymol blue. (754)

Reductive aminations are typically run at ambient temperature. Sometimes elevated temperatures are required to form the imine, but the reaction mixture is cooled prior to addition of hydride (Eq. 48). (346, 347)

12.2. Borohydrides

Sodium borohydride is not as toxic as sodium cyanoborohydride and can be decomposed by dissolution in water followed by slow addition of dilute aqueous acid. (1032) The solution should be rendered acidic slowly because hydrogen gas is evolved. Reductive aminations with sodium borohydride are generally run in methanol or ethanol although other solvents can be used depending on the solubility of the reactants. For example, methanol:THF, (740, 1127) methanol:benzene, (185) ethanol:benzene, (170) methanol:DMF, (169) methanol:dichloromethane, (1128) ethanol:isobutyl acetate, (747) and acetone:water (20) solvent mixtures are all suitable under certain conditions. benzene is also used with trace amounts of methanol. (174) Imine formation in dichloromethane followed by addition of the reducing agent in methanol is reported. (984) Acetone is used as the solvent in a reductive alkylation with propionaldehyde. (414) These reactions are normally run at ambient temperature although heating may be required to

drive imine formation. For instance, imine formation is carried out in refluxing THF, (826) toluene, (1129) DMF, (175, 177) and DMF: THF mixtures (826) with molecular sieves or magnesium sulfate followed by cooling and subsequent addition of the reducing agent. The reducing agent may be added slowly at 0° to avoid exotherms, particularly if the solvent is methanol.

Reductive alkylations with sodium borohydride are also run under acidic conditions with acetate buffer, (384, 414, 453, 1130-1135) as in the initial Schnellenberger citation, (20) but the use of phosphate, (1136, 1137) bicarbonate, (603) or borate (1138) buffer has also been reported. p-Toluenesulfonic acid is also used as an additive. (165, 1139) Reactions with sodium borohydride are run in acetic acid (458, 1140, 1141) and also with stronger acids including 2 : 1 mixtures of trifluoroacetic acid in either THF or dichloromethane, (152) aqueous sulfuric acid:THF mixtures, (153-160) and aqueous sulfuric acid:ethylene glycol monomethyl ether mixtures. (156) Alternatively, reductive alkylations with sodium borohydride are conducted under basic conditions with aqueous sodium hydroxide (1142, 1143) or triethylamine. (1144) Studies probing the effect of the relative ratios of reducing agent to ketone (20) and amine (154) have been published.

12.3. Acyloxyborohydrides

When reductive alkylation involves reaction of an amine with a carboxylic acid, the acyloxyborohydride is generated in situ from the acid and sodium borohydride. In the initial report, (235) sodium borohydride, in pellet form, is added to a solution of the amine in the desired carboxylic acid. The reaction proceeds at room temperature, but heating at 50 - 55° is often required for completion. Sometimes ether co-solvents such as diglyme and THF are used. (247) Alternatively, reaction of a carboxylic acid with sodium borohydride in benzene or toluene at room temperature generates the desired acyloxyborohydride; once hydrogen evolution is complete, the amine is added, and the reaction mixture is heated to reflux. (248)

Reductive aminations of amines with aldehydes or ketones and sodium triacetoxyborohydride require aprotic solvents, and 1,2-dichloroethane, THF, acetonitrile, and dichloromethane are most commonly used. (21) Solvent selection is dependent on the solubility properties of the reacting species. acetic acid, (278) toluene, (1145) and DMF (441) are also used, and a comparison of different solvents has been reported. (252) Acids, for example 1 - 2 equivalents of acetic acid, can be added to promote the reaction. (21) Alternatively, the acid salt of an amine can be employed. In reactions where the acyloxyborohydride is generated in situ, dichloromethane (167, 249-251) or the appropriate corresponding

carboxylic acid is the solvent of choice. In one study, Amberlyst 15 facilitated iminium ion formation. (251)

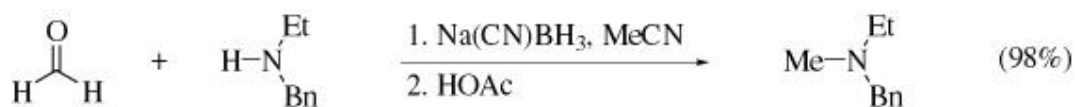
12.4. Amine Boranes

The initial report describing pyridine-borane in reductive aminations states that the reaction must be run under acidic conditions; neat acetic acid, 1:1 mixtures of acetic acid and THF or dichloromethane, and a 2:7 mixture of acetic acid:petroleum ether all are viable solvent systems. (22) In subsequent work, 1:1 acetic acid:dichloromethane has been used, (1011) but more typically, the reactions are run in methanol with 4 Å molecular sieves, (300) in methanol with aqueous phosphate buffer, (541) or in ethanol with one equivalent of acid (303) or with no acid present. (299, 506) These reactions are normally performed at ambient temperature, although reductive alkylations with pyridine-borane in refluxing methanol:dichloromethane (1:1), (1146) 25% aqueous methanol, (728) or methanol:water (1147) with a small amount of acetic acid are reported. Reductive aminations with alkylaminoboranes are generally run in acetic acid, (306-308, 311, 312, 316, 317, 321, 322, 324) and the imine is often preformed prior to addition of the reducing agent. (307, 308, 324, 325) Pyridine facilitated solubility in one report. (320) These reactions can be run at ambient temperature, although heating is sometimes required. In one example, refluxing benzene in combination with molecular sieves is used to drive imine formation, and then the reducing agent is added at ambient temperature. (308)

12.5. Purification

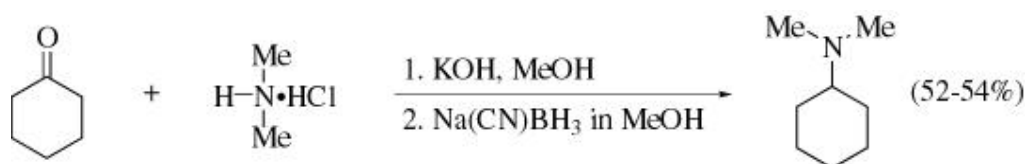
In general, crystallization, distillation, and chromatographic methods can be used to purify the reductive amination product by separating it from unreacted amine or carbonyl compound. Aqueous ethylenediamine can be used to scavenge formaldehyde. (1148) Alternatively, ethyl chloroformate (1149) or phenyl isocyanate (659) can be added to scavenge unreacted amines. Polymer-supported isocyanates, acid chlorides, and aldehydes are also used in purification schemes. (66)

13. Experimental Procedures



13.1.1. *N*-Methyl-*N*-ethylbenzylamine [Reductive Amination of formaldehyde with a Secondary Amine Using Sodium Cyanoborohydride] (330)

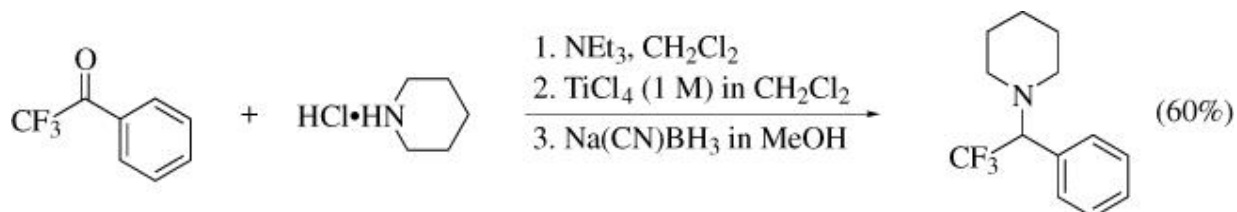
To a stirred solution of *N*-ethylbenzylamine (0.675 g, 5 mmol) and 37% aqueous formaldehyde (2 mL; 25 mmol) was added sodium cyanoborohydride (0.500 g, 8 mmol). A vigorous exothermic reaction ensued, and a dark residue separated. The reaction mixture was stirred for 15 minutes, and glacial acetic acid was added dropwise until the solution tested neutral on wet pH paper. Stirring was continued an additional 45 minutes; glacial acetic acid was added occasionally to maintain the pH near neutrality. The solvent was evaporated at reduced pressure, and 2 N aqueous KOH (20 mL) was added to the residue. The resulting mixture was extracted with Et₂O (3 × 20 mL). The combined ether extracts were washed with 0.5 N aqueous KOH solution (20 mL) and then extracted with 1 N HCl. The acid extracts were combined, neutralized with solid KOH, and extracted with Et₂O (3 × 20 mL). The combined ether extracts were dried (K₂CO₃) and evaporated under vacuum to give 0.735 g (98%) of a colorless oil. Reaction with picric acid (1.5 g) in EtOH afforded 1.61 g (85%) of product. Recrystallization from ethanol provided an analytical sample: mp 110–112°; Anal. Calcd. for C₁₆H₁₈N₄O₇: C, 50.79; H, 4.80; N, 14.80. Found C, 51.00; H, 4.79; N, 14.79.



13.1.2. *N,N*-Dimethylcyclohexylamine [Reductive Amination of a Cyclic Ketone with a Secondary Amine Using Sodium Cyanoborohydride] (1118)

To a solution of dimethylamine hydrochloride (21.4 g, 0.25 mol) in MeOH (150 mL) was added KOH (4 g, 71.3 mmol) in one portion. When the solid had

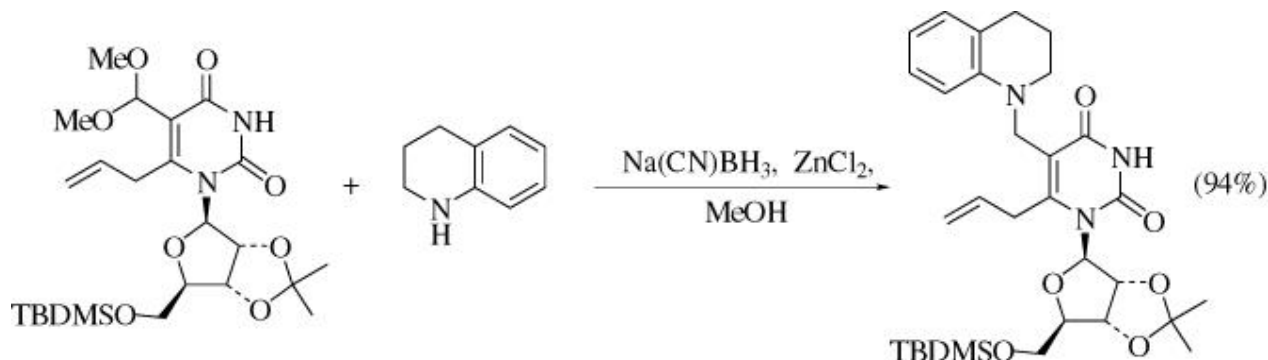
completely dissolved, cyclohexanone (19.6 g, 0.20 mol) was added in one portion, and the resulting suspension was stirred for 15 minutes. Then a solution of sodium cyanoborohydride (4.75 g, 0.76 mol) in MeOH (50 mL) was added dropwise to the stirred suspension over 30 minutes. Potassium hydroxide (15 g, 267 mmol) was added, and stirring was continued until the pellets dissolved completely. The reaction mixture was filtered and partially concentrated (50 mL) on a rotary evaporator while the water bath temperature was kept below 45°. To the concentrate was added water (10 mL) and saturated aqueous sodium chloride solution (25 mL). The layers were separated, and the aqueous layer was extracted with Et₂O (2 × 50 mL). The previously separated organic layer was combined with the ether extracts and extracted with 6 M HCl (3 × 20 mL). The combined acid layers were saturated with sodium chloride and extracted with ether (4 × 30 mL). The aqueous solution was cooled in an ice bath, and KOH pellets were added until the pH was >12. The layers were separated, and the aqueous layer was extracted with Et₂O (2 × 40 mL). The organic layers were combined, washed with saturated aqueous sodium chloride solution, dried (K₂CO₃), and evaporated to dryness. The resulting oil was fractionated through a 15-cm Vigreux column, providing an oil (13.3–13.7 g, 52–54%): bp 156–159°.



13.1.3. 1-(α -Trifluoromethylbenzyl)piperidine [Reductive Amination of an Aliphatic Aromatic Ketone with a Secondary Amine Using Sodium Cyanoborohydride with Titanium(IV) Tetrachloride] (81)

To a dry 100-mL flask with septum and nitrogen bubbler were added piperidine hydrochloride (1.0 g, 8.2 mmol), triethylamine (2.5 g, 25 mmol), 2,2,2-trifluoroacetophenone (1.4 g, 8.2 mmol) and CH₂Cl₂ (50 mL). titanium(IV) tetrachloride (4.1 mL of a 1 M solution in CH₂Cl₂, 4.1 mmol) was added via syringe. The reaction mixture was stirred for 18 hours, carefully treated with a methanolic solution of sodium cyanoborohydride (1.5 g, 25 mmol) in MeOH (20 mL) and stirred for 15 minutes. The reaction mixture was brought to pH 13 with 5 N aqueous NaOH, extracted with EtOAc (2 × 100 mL), dried (Na₂SO₄), and evaporated to give a yellow oil. Flash chromatography (100:10:1 CHCl₃: MeOH: NH₄OH) provided the desired product as a yellow oil (1.2 g, 60%). The oil was dissolved in Et₂O (20 mL) and treated with a saturated HCl-MeOH solution. The solid was collected and recrystallized (EtOAc/EtOH) to give the

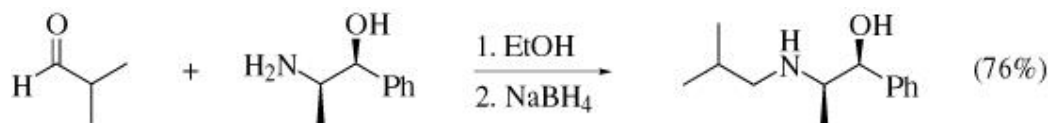
hydrochloride salt: mp 180–181°; ¹H NMR (300 MHz, DMSO-d₆) δ 1.35 (m, 2 H), 1.6 (m, 4 H), 2.7 (m, 4 H), 4.7 (q, 1 H), 5.6 (br s, 1 H), 7.5 (m, 5 H); ¹⁹F NMR (DMSO-d₆) δ -64.6 vs. CFC₃; Anal. Calcd. for C₁₃H₁₆F₃N·HCl : C, 55.81; H, 6.12; N, 5.01. Found C, 55.76; H, 6.11; N, 4.85.



13.1.4. 1,2,3,4-Tetrahydro-1-[2',3'-O-isopropylidene-5'-O-(tert-butyldimethylsilyl)-6-allylthymidyl]quinoline [Reductive Amination of an Acetal with a Secondary Aromatic Amine Using Sodium Cyanoborohydride with Zinc Chloride] (122)

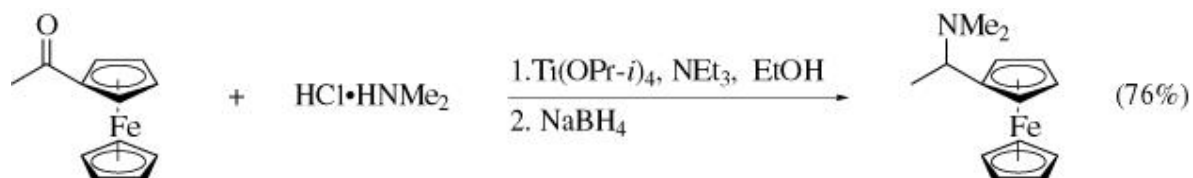
A solution of

1-[2',3'-O-isopropylidene-5'-O-(tert-butyldimethylsilyl)]-5-dimethoxy-6-allyluridine (9.7 mg, 0.019 mmol), 1,2,3,4-tetrahydroquinoline (0.05 mL, 0.40 mmol), anhydrous zinc chloride (2 g, 14.7 mmol), and sodium cyanoborohydride (20 mg, 0.32 mmol) in MeOH (2 mL) was stirred overnight under argon. Solvent removal produced a residue that was dissolved in 1:1 hexane:water (20 mL). The organic layer was removed, and the aqueous layer was extracted with hexane (3 × 10 mL). The organic layers were pooled, extracted with water (5 mL), and concentrated to give a residue that was purified by HPLC (injections of 1-mg aliquots in CHCl₃), affording 10.1 mg (94%) of the product as a film: ¹H NMR (500 MHz) δ 7.07 (m, 1 H), 6.97 (d, *J* = 7.5 Hz, 1 H), 6.76 (d, *J* = 8 Hz, 1 H), 6.65 (t, *J* = 7.2 Hz, 1 H), 5.88 (m, 1 H), 5.72 (s, 1 H), 5.27 (d, *J* = 10.2 Hz, 1 H), 5.19 (d, *J* = 6 Hz, 1 H), 5.09 (d, *J* = 17.0 Hz, 1 H), 4.78 (dd, *J* = 6.3, 4.4 Hz, 1 H), 4.15 (m, 3 H), 3.82 (m, 2 H), 3.65 (dm, *J* = 17.1, 2.3 Hz, 1 H), 3.38 (dd, *J* = 11.5, 6.0 Hz, 1 H), 3.03 (m, 2 H), 2.72 (m, 2 H), 1.87 (app quintet, *J* = 6.0 Hz, 2 H), 1.50 (s, 3 H), 1.31 (s, 3 H), 0.87 (s, 9 H), 0.03 (s, 6 H); ¹³C NMR (125 MHz) δ 163.6, 153.7, 150.6, 146.1, 130.7, 129.2, 127.1, 124.6, 118.8, 117.3, 113.6, 111.6, 109.9, 92.2, 89.7, 84.3, 82.1, 64.3, 46.6, 44.1, 27.9, 27.2, 25.9, 25.4, 22.2, 18.5, -5.2. Anal. Calcd. for C₃₁H₄₅N₂O₆Si : C, 63.78; H, 7.77; N, 7.20. Found C, 63.83; H, 8.00; N, 6.98.



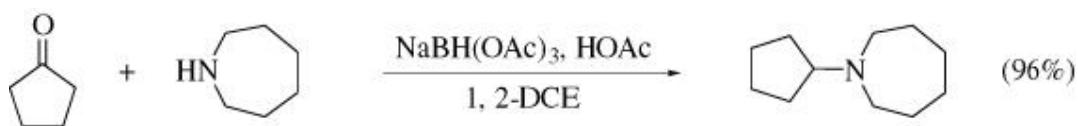
13.1.5. 1-Phenyl-2-(isobutylamino)-1-propanol [Reductive Amination of an Aliphatic Aldehyde with a Primary Amine Using Sodium Borohydride] (454)

A solution of norephedrine (0.515 g, 3.4 mmol) and isobutyraldehyde (1.5 eq) in absolute EtOH was stirred at 25° for 15 minutes. To this solution was added sodium borohydride (0.190 g, 5 mmol), and the reaction mixture was stirred for 15 minutes. The flask was cooled, and 10% aqueous HCl was added dropwise to adjust the solution to pH 1. The solvent was evaporated to near dryness under vacuum. The residue was taken up in water (10 mL), filtered, made basic with NaOH, and extracted with CH₂Cl₂. The extracts were dried (Na₂SO₄), and the solvent was removed on a rotary evaporator. The crude product was recrystallized from hexanes to give 0.535 g (76%) of the title compound: mp 67–68°; mp (hydrochloride) 210–211°.



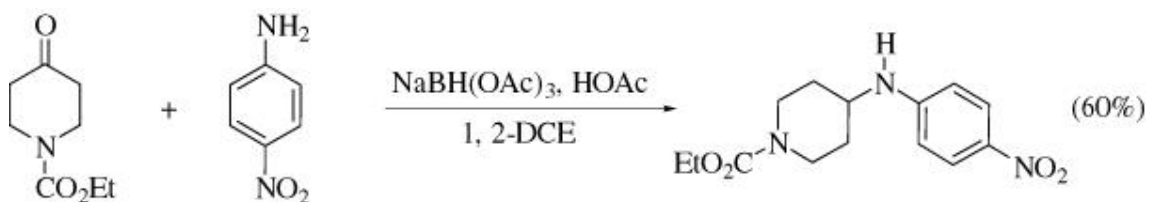
13.1.6. N,N-Dimethyl-1-ferrocenylethylamine [Reductive Amination of an Aliphatic Aromatic Ketone with a Secondary Amine Using Sodium Borohydride and Titanium(IV) Isopropoxide] (191)

A mixture of acetylferrocene (2.3 g, 10 mmol), titanium(IV) isopropoxide (5.7 g, 20 mmol), dimethylamine hydrochloride (1.6 g, 20 mmol), and triethylamine (2.0 g, 20 mmol) in absolute EtOH (10 mL) was stirred at room temperature for 15 hours. To this mixture was added sodium borohydride (0.76 g, 20 mmol), and stirring was continued another 12 hours. The reaction was quenched with 30 mL of 10% aqueous citric acid solution. The resulting inorganic precipitate was removed by filtration, and the aqueous solution was extracted with Et₂O (3 × 50 mL) to remove the neutral materials. The acidic aqueous solution was next made alkaline (pH 10) by the slow addition of 10% aqueous NaOH solution and then extracted with CH₂Cl₂ (3 × 50 mL). The combined organic extracts were dried (K₂CO₃), and concentrated under vacuum to give a brown oil. Short-path distillation provided 1.95 g (76%) of product: bp 114° (2 mmHg).



13.1.7. N-Cyclopentylhexamethylenimine [Reductive Amination of a Cyclic Ketone with a Secondary Amine Using Sodium Triacetoxyborohydride] (21)

To a solution of cyclopentanone (0.84 g, 10 mmol) and hexamethylenimine (1.0 g, 10 mmol) in 1,2-dichloroethane (35 mL) was added sodium triacetoxyborohydride (3.0 g, 14 mmol) and acetic acid (0.6 g, 13 mmol). The reaction mixture was stirred at room temperature under nitrogen for 24 hours. The reaction was quenched by adding 1 M aqueous NaOH solution, and the resulting mixture was extracted with Et₂O. The ether extract was washed with brine and then dried (MgSO₄). The solvent was evaporated to give the crude free base (1.60 g, 96%). Conversion to the oxalate salt and recrystallization from EtOAc/MeOH afforded the product as shiny white crystals (2.2 g, 86%): mp 171–172°; IR (KBr) 3435 (w), 2934 (s), 2872 (m), 2683 (m), 2648 (m), 2585 (m), 2524 (m), 1720 (m), 1623 (m), 1455 (m), 1404 (m), 1204 (m), 1116 (m), 717 (m), 499 (m), 466 (m) cm⁻¹; ¹H NMR (free base, 400 MHz, CDCl₃) δ 2.94–2.83 (m, 1 H), 2.68–2.65 (m, 4 H), 1.87–1.25 (m, 16 H); ¹³C NMR (free base, CDCl₃) δ 65.9, 53.6, 30.2, 27.9, 26.9, 24.1. Anal. Calcd. for C₁₃H₂₃NO₄: C, 60.68; H, 9.01; N, 5.44. Found C, 60.69; H, 9.03; N, 5.44.



13.1.8. 1-Carboethoxy-4-(4-nitrophenylamino)piperidine [Reductive Amination of a Cyclic Ketone with a Weakly Basic Aromatic Amine Using Sodium Triacetoxyborohydride] (21)

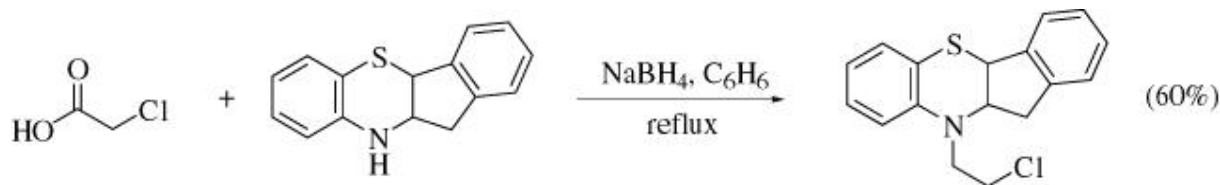
To a solution of 1-carboethoxypiperidone (3.2 g, 19 mmol), 4-nitroaniline (1.0 g, 10 mmol), and acetic acid (3.6 g, 60 mmol) in 1,2-dichloroethane (45 mL) was added sodium triacetoxyborohydride (6.0 g, 28 mmol). The reaction mixture was stirred at room temperature under nitrogen for 18 hours. After the reaction was quenched by adding saturated aqueous NaHCO₃ solution, the mixture

was extracted with EtOAc (3 × 75 mL). The EtOAc extracts were combined and dried (MgSO₄). The solvent was evaporated to give a yellow semi-solid (4.7 g). Trituration with 7:3 Et₂O/hexane afforded the product as a yellow solid (1.75 g, 60%). An analytical sample was obtained by recrystallization from EtOAc/hexane: mp 172–174°; IR (KBr) 3327 (s), 3182 (w), 3097 (w), 2929 (w), 2870 (m), 2398 (m), 1679 (s), 1600 (s), 1546 (m), 1460 (s), 1387 (m), 1296 (s), 1234 (m), 1184 (m), 1144 (m), 1105 (s), 1033 (m), 937 (m) cm⁻¹; ¹H NMR (CDCl₃, 400 MHz, DMSO-d₆) δ 8.03 (d, *J* = 9.0 Hz, 2 H), 6.59 (d, *J* = 9.0 Hz, 2 H), 6.14 (d, *J* = 7.5 Hz, 1 H), 4.16–4.10 (m, 4 H), 3.58–3.50 (m, 1 H), 3.02 (m, 2 H), 2.04–2.00 (m, 2 H), 1.51–1.42 (m, 2 H), 1.27 (t, *J* = 7.0 Hz, 3 H); ¹³C NMR (CDCl₃, DMSO-d₆) δ 154.9, 152.5, 136.4, 125.9, 110.6, 60.8, 49.0, 41.9, 31.0, 14.2. Anal. Calcd. for C₁₄H₁₉N₃O₄: C, 57.33; H, 6.53; N, 14.33. Found C, 57.27; H, 6.54; N, 14.21.



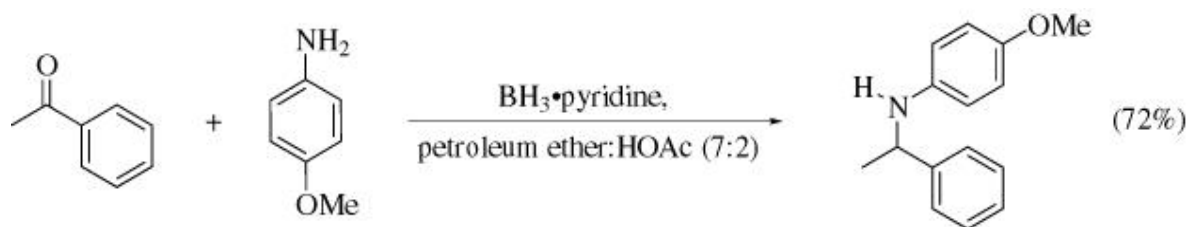
13.1.9. 1-Ethylpyrrolidine [Reductive Amination of a Carboxylic Acid with a Secondary Amine Using Sodium Borohydride] (152)

To a stirred solution of pyrrolidine (2.00 g, 28.1 mmol) in glacial acetic acid (50 mL, 87 mmol) at 50–55° under nitrogen were added sodium borohydride pellets (5.1 g, 130 mmol) over a period of 1 hour. The mixture was stirred at 55° for 12 hours, then cooled, and water was added. The mixture was cooled in an ice bath, made strongly basic with NaOH pellets, and extracted five times with Et₂O. Washing the extracts was avoided because the product has appreciable water solubility. Careful flash distillation of the Et₂O and then distillation of the residue at atmospheric pressure gave 2.05 g (74%) of 1-ethylpyrrolidine as a colorless oil: bp 106°.



13.1.10. N-(2-Chloroethyl)-4b,10,10a,11-tetrahydroindeno[1,2-b]-1,4-benzothiazine [Reductive Amination of a Carboxylic Acid with a Secondary Aromatic Amine Using Sodium Borohydride] (415)

To a solution of 4b, 10,10a,11-tetrahydroindeno[1,2-*b*]-1,4-benzothiazine (1.5 g, 6.3 mmol) in dry benzene (50 mL) was added chloroacetic acid (8.9 g, 94.2 mmol) and sodium borohydride (1.2 g, 31.7 mmol). The mixture was heated at reflux with stirring for 2 hours. After cooling, the mixture was made alkaline with aqueous NaOH solution. The aqueous phase was extracted with benzene, and the combined benzene extracts were dried (Na₂SO₄) and evaporated. The residue was purified by column chromatography to give the product in 60% yield: mp 111–112°; ¹H NMR (CDCl₃,) δ 2.9–3.5 (m, 2 H), 3.5–4.0 (m, 4 H), 4.1–4.5 (m, 2 H), 6.5–6.85 (m, 2 H), 6.95–7.5 (m, 6 H). Anal. Calcd. for C₁₇H₁₆N₂S : C, 67.65; H, 5.34; N, 4.64. Found C, 67.35; H, 5.15; N, 4.63.



13.1.11. 4-Methoxy-N-(1-phenylethyl)aniline [Reductive Amination of an Aliphatic Aromatic Ketone with an Aromatic Amine Using Borane-Pyridine] (22)

A dry round-bottom flask fitted with a magnetic stirrer and protected with a serum cap was flushed with argon and charged with dry light petroleum (7 mL) and glacial acetic acid (2 mL). acetophenone (1.17 mL, 10 mmol) and 4-methoxyaniline (1.23 g, 10 mmol) were added by syringe, after which the solution was stirred while borane-pyridine (1.20 mL, 10 mmol) was added dropwise over 15 minutes. The mixture was then stirred at room temperature for 2 hours. The serum cap was removed and 5 M HCl (6 mL) was added dropwise. After 15 minutes, when gas evolution had ceased, the mixture was diluted with water (20 mL) and extracted with Et₂O(3 × 25 mL). The acid aqueous phase was made strongly basic with 5 M NaOH solution, and re-extracted with Et₂O(3 × 25 mL). The combined ether extracts were washed with saturated aqueous sodium chloride solution (1 × 25 mL), dried (MgSO₄), filtered, and concentrated to give 2.53 g of an oil. Flash chromatography on Kieselgel 60 (45 g, 34–60 μm) with CH₂Cl₂ as eluent gave the product in 72% yield: mp 64.5–65.6°.

14. Tabular Survey

The Tabular Survey includes examples through the middle of 1999. Some compounds have features that allow them to fit into more than one category and somewhat arbitrary distinctions have been made. For instance, cyclic ketones that are mixed aliphatic aromatic ketones are found in the cyclic ketone table, but cyclic ketones that are α - or β -carbonyl ketones or α -heteroatom ketones are found in those respective tables, not in the cyclic ketone table. Also, α -carbonyl aromatic ketones are found in the α -carbonyl ketone table. Ketones with α or β P = O, P = S, and S = O groups are included in Tables IIC and IID, respectively. Dicarboxyl compounds that react with an amine to form a ring are included in the dicarbonyl tables; dicarbonyl substrates that react at only one carbonyl or with two molecules of amine are treated as monocarbonyls. For a number of examples of intramolecular reductive aminations, the carbonyl or amino group is generated in situ, and these entries are depicted as the precursor structure so a carbonyl or amino group may not be evident for these substrates. Examples of this type are included because the generation of the reacting groups and reductive amination occur in one reaction vessel. An overwhelming number of examples of reductive aminations with formaldehyde have been reported, and only examples with detailed experimental procedures are included here.

The entries within each table are arranged by increasing carbon count of the carbonyl substrate primarily, and secondarily by increasing carbon count of the amine substrate.

The following abbreviations are used in the tables:

abs	absolute
Ac	acetyl
Adoc	adamantylloxycarbonyl
Alloc	allyloxycarbonyl
anhyd	anhydrous
aq	aqueous
BER	borohydride exchange resin
Bn	benzyl
Boc	<i>tert</i> -butoxycarbonyl
Bz	benzoyl
Cbz	benzyloxycarbonyl
DCE	1,2-dichloroethane
DIBAL	diisobutylaluminum hydride

DIPEA	diisopropylethylamine
DME	1,2-dimethoxymethane, glyme
DMF	<i>N,N</i> -dimethylformamide
DMT	4,4'-dimethoxytrityl
Fm	fluorenylmethyl
Fmoc	fluorenylmethyloxycarbonyl
HOAc	acetic acid
MEM	methoxyethoxymethyl
MOM	methoxymethyl
Ms	mesityl
MS	molecular sieves
Ns	2-nitrophenylsulfonyl
PhFI	phenylfluorenyl
Phth	phthaloyl
Piv	pivaloyl
PMB	<i>p</i> -methoxybenzyl
PPTS	pyridinium <i>p</i> -toluenesulfonate
rt	room temperature
TBDMS	<i>tert</i> -butyldimethylsilyl
TBDPS	<i>tert</i> -butyldiphenylsilyl
TCE	2,2,2-trichloroethyl
TEA	triethylamine
TEOC	2-(trimethylsilyl)ethoxycarbonyl
TES	triethylsilyl
TFA	trifluoroacetic acid
THF	tetrahydrofuran
THP	tetrahydropyranyl
TIPS	tri(isopropyl)silyl
TMOF	trimethyl orthoformate
TMS	trimethylsilyl
Tol	<i>p</i> -tolyl
Tr	trityl
Troc	2,2,2-trichloroethoxycarbonyl
Ts	<i>p</i> -toluenesulfonyl
TsOH	<i>p</i> -toluenesulfonic acid

Table IA. Formaldehyde

[View PDF](#)

Table IB. Aliphatic Aldehydes

[View PDF](#)

Table IC. α -Heteroatom Aldehydes

[View PDF](#)

Table ID. α -Carbonyl Aldehydes

[View PDF](#)

Table IE. β -Carbonyl Aldehydes

[View PDF](#)

Table IF. Aromatic Aldehydes

[View PDF](#)

Table IG. Heteroaromatic Aldehydes

[View PDF](#)

Table IH. α , β -Unsaturated Aldehydes

[View PDF](#)

Table II. Amino Acid and Peptide Derived Aldehydes

[View PDF](#)

Table IJ. Acetals and Hemiacetals

[View PDF](#)

Table IK. Hemiaminals

[View PDF](#)

Table IIA. Aliphatic Ketones

[View PDF](#)

Table IIB. α -Heteroatom Ketones

[View PDF](#)

Table IIC. α -Carbonyl Ketones

[View PDF](#)

Table IID. β -Ketoesters and β -Dicarbonyl Substrates

[View PDF](#)

Table IIE. Cyclic Ketones

[View PDF](#)

Table IIF. Mixed Aliphatic Aromatic Ketones

[View PDF](#)

Table IIG. Mixed Aliphatic Heteroaromatic Ketones

[View PDF](#)

Table IIH. Biaryl Ketones

[View PDF](#)

Table III. α , β -Unsaturated Ketones

[View PDF](#)

Table IIJ. Ketals and Hemiketals

[View PDF](#)

Table IIIA. Dialdehydes

[View PDF](#)

Table IIIB. Ketoaldehydes

[View PDF](#)

Table IIIC. Diketones

[View PDF](#)

Table IIID. Masked Dicarbonyl Substrates

[View PDF](#)

Table IV. Tricarbonyl Substrates

[View PDF](#)

Table V. Carboxylic Acids

[View PDF](#)

Table VI. Nitriles

[View PDF](#)

Table VII. Intramolecular Reductive Aminations

[View PDF](#)

Table VIII. Reductive Lactamizations

[View PDF](#)

Table IX. Michael-Type Additions and Reductive Aminations

[View PDF](#)

TABLE IA. FORMALDEHYDE

A. Primary Aliphatic Amines


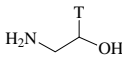
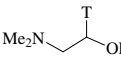

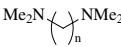
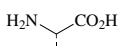
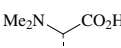
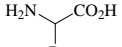
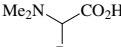







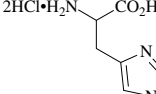
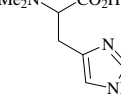
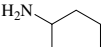
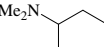
Aldehyde	Amine	Conditions	Product(s) and Yield(s) (%)	Refs.																		
C_1 		1. Na(CN)BH ₃ , Na ₃ BO ₃ (0.2 M aq), pH 9, 30°, 2.5 h 2. HCl (2 M), heat, 5 min	 (—)	1150																		
		NaBH ₄ , H ₂ SO ₄ (3 M), 0-20°	 <table border="1" style="display: inline-table; vertical-align: middle;"> <tr><td>n</td></tr> <tr><td>2 (70)</td></tr> <tr><td>3 (78)</td></tr> <tr><td>4 (83)</td></tr> <tr><td>5 (92)</td></tr> <tr><td>6 (93)</td></tr> <tr><td>7 (84)</td></tr> <tr><td>8 (92)</td></tr> </table>	n	2 (70)	3 (78)	4 (83)	5 (92)	6 (93)	7 (84)	8 (92)	153										
n																						
2 (70)																						
3 (78)																						
4 (83)																						
5 (92)																						
6 (93)																						
7 (84)																						
8 (92)																						
		1. Na(CN)BH ₃ , MeCN:H ₂ O (6:5), 15 min 2. HOAc, pH 7, 45 min	 (—)	1090																		
		1. Na(CN)BH ₃ , MeCN:H ₂ O (3:1), 15 min 2. HOAc, pH 7, 45 min	 <table border="1" style="display: inline-table; vertical-align: middle;"> <tr><th colspan="2">R</th></tr> <tr><td>Me</td><td>DL (—)</td></tr> <tr><td>Me</td><td>L (—)</td></tr> <tr><td><i>i</i>-Pr</td><td>DL (—)</td></tr> <tr><td><i>i</i>-Pr</td><td>L (—)</td></tr> <tr><td>CH(Me)OH</td><td>DL (—)</td></tr> <tr><td>CH(Me)OH</td><td>L (—)</td></tr> </table>	R		Me	DL (—)	Me	L (—)	<i>i</i> -Pr	DL (—)	<i>i</i> -Pr	L (—)	CH(Me)OH	DL (—)	CH(Me)OH	L (—)	1151				
R																						
Me	DL (—)																					
Me	L (—)																					
<i>i</i> -Pr	DL (—)																					
<i>i</i> -Pr	L (—)																					
CH(Me)OH	DL (—)																					
CH(Me)OH	L (—)																					
		1. ZnCl ₂ , THF, 1 h 2. Zn(BH ₄) ₂ , THF, 10 min 3. 10-12 h	 <table border="1" style="display: inline-table; vertical-align: middle;"> <tr><th colspan="2">R</th></tr> <tr><td><i>n</i>-Pr</td><td>(70)</td></tr> <tr><td>(CH₂)₅OH</td><td>(72)</td></tr> <tr><td>CH₂CO₂Et</td><td>(70)</td></tr> <tr><td>Bn</td><td>(65)</td></tr> </table>	R		<i>n</i> -Pr	(70)	(CH ₂) ₅ OH	(72)	CH ₂ CO ₂ Et	(70)	Bn	(65)	207								
R																						
<i>n</i> -Pr	(70)																					
(CH ₂) ₅ OH	(72)																					
CH ₂ CO ₂ Et	(70)																					
Bn	(65)																					
		1. ZnCl ₂ , CH ₂ Cl ₂ , 1 h 2. NaBH ₄ , 12 h	 <table border="1" style="display: inline-table; vertical-align: middle;"> <tr><th colspan="2">R</th></tr> <tr><td><i>n</i>-Pr</td><td>(70)</td></tr> <tr><td>CH₂CO₂Et</td><td>(65)</td></tr> <tr><td>C(Me)₂CH₂OH</td><td>(80)</td></tr> <tr><td>(CH₂)₅OH</td><td>(75)</td></tr> <tr><td>Bn</td><td>(70)</td></tr> <tr><td>(CH₂)₂Ph</td><td>(72)</td></tr> <tr><td>(CH₂)₃Ph</td><td>(70)</td></tr> <tr><td>1-adamantyl</td><td>(75)</td></tr> </table>	R		<i>n</i> -Pr	(70)	CH ₂ CO ₂ Et	(65)	C(Me) ₂ CH ₂ OH	(80)	(CH ₂) ₅ OH	(75)	Bn	(70)	(CH ₂) ₂ Ph	(72)	(CH ₂) ₃ Ph	(70)	1-adamantyl	(75)	205
R																						
<i>n</i> -Pr	(70)																					
CH ₂ CO ₂ Et	(65)																					
C(Me) ₂ CH ₂ OH	(80)																					
(CH ₂) ₅ OH	(75)																					
Bn	(70)																					
(CH ₂) ₂ Ph	(72)																					
(CH ₂) ₃ Ph	(70)																					
1-adamantyl	(75)																					
		1. Na(CN)BH ₃ , MeCN, 15 min 2. HOAc, pH 7, 2 h	 (87)	1152																		
		1. Ti(OPr- <i>i</i>) ₄ , diglyme, 60°, 30 min 2. rt, 30 min 3. NaBH ₄ , 2-3 h 4. 60°, 2-3 h	 <table border="1" style="display: inline-table; vertical-align: middle;"> <tr><th colspan="2">R</th></tr> <tr><td><i>n</i>-Bu</td><td>(80)</td></tr> <tr><td>CH₂CO₂Et</td><td>(75)</td></tr> <tr><td>(CH₂)₅OH</td><td>(85)</td></tr> <tr><td>Bn</td><td>(85)</td></tr> <tr><td>(CH₂)₃CH(OEt)₂</td><td>(92)</td></tr> <tr><td>(CH₂)₂Ph</td><td>(88)</td></tr> <tr><td>1-adamantyl</td><td>(90)</td></tr> </table>	R		<i>n</i> -Bu	(80)	CH ₂ CO ₂ Et	(75)	(CH ₂) ₅ OH	(85)	Bn	(85)	(CH ₂) ₃ CH(OEt) ₂	(92)	(CH ₂) ₂ Ph	(88)	1-adamantyl	(90)	188		
R																						
<i>n</i> -Bu	(80)																					
CH ₂ CO ₂ Et	(75)																					
(CH ₂) ₅ OH	(85)																					
Bn	(85)																					
(CH ₂) ₃ CH(OEt) ₂	(92)																					
(CH ₂) ₂ Ph	(88)																					
1-adamantyl	(90)																					
		1. NaOH (1 N), pH 4, MeCN 2. Na(CN)BH ₃ , 30 min	 (40)	1153																		
		1. Na(CN)BH ₃ , MeCN, 15 min 2. HOAc, pH 7, 1.75 h	 (84)	793																		

TABLE IA. FORMALDEHYDE (Continued)

A. Primary Aliphatic Amines

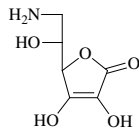
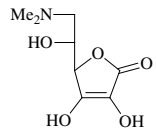
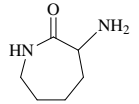
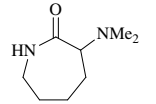


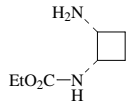
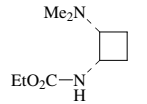
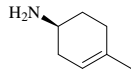
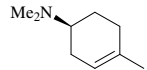
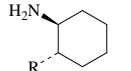
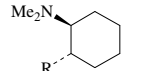
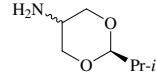
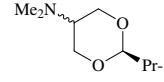
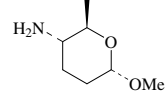
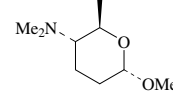
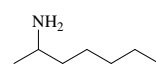
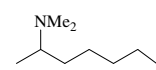
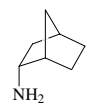
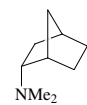
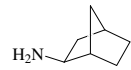
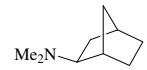
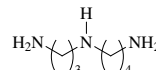
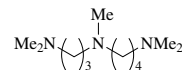




Aldehyde	Amine	Conditions	Product(s) and Yield(s) (%)	Refs.
		Na(CN)BH ₃ , HOAc, H ₂ O, 4 h	 (35)	644
		Na(CN)BH ₃ , HOAc, 14 h	 R (89) + S (—)	1154
		1. Na(CN)BH ₃ , MeCN, 15 min 2. HOAc, pH 7, 0.75-1.5 h	 R c-C ₆ H ₁₁ (84) C ₇ H ₁₅ (82) <i>endo</i> -norbornyl (75) CH(Me)Ph (81)	793
		Na(CN)BH ₃ , MS 3 Å, HCl (5.9 M) in EtOH, pH 6, MeOH, 48 h	 (35)	1155
		Na(CN)BH ₃ , HOAc, pH 7, MeCN, 0°, 1 h	 (—) (57) (+) (55)	1156, 1157
		1. MeOH, reflux 2. NaBH ₄ , rt, 1 h	 R SMe (94) SOMe (80) SO ₂ Me (79)	1158
		1. Na(CN)BH ₃ , MeCN 15 min 2. HOAc, 45 min	 <i>cis</i> (75) <i>trans</i> (85)	1159
		1. MeOH, reflux, 1 h 2. NaBH ₄ , 1 h	 (74)	1160
		1. Na(CN)BH ₃ , MeCN, 15 min 2. HOAc, pH 7, 1.75 h	 (82)	793
		1. Na(CN)BH ₃ , MeCN, 15 min 2. HOAc, pH 7, 1.75 h	 (75)	793
		Na(CN)BH ₃ , MeCN	 (55)	1161
		NaBH ₄ , H ₂ SO ₄ (3 M), 0-20°	 (92)	153
		1. NaBH ₄ , TFA, THF, 1 h 2. 25°, 24 h	 (72)	152
		Na(CN)BH ₃ , ZnCl ₂ , MeOH, 2-4 h	 R Bn (79) C ₁₂ H ₂₅ (83)	105

TABLE IA. FORMALDEHYDE (Continued)

A. Primary Aliphatic Amines

Aldehyde	Amine	Conditions	Product(s) and Yield(s) (%)	Refs.
		1. Na(CN)BH ₃ , MeCN, 15 min 2. HOAc, pH 7, 1.75 h	(81)	793
"		Amberlyst-26 [®] BH ₃ CN ⁻	" (84)	65
		Na(CN)BH ₃ , HOAc, MeOH, 0-25°, 2 h	(90)	1162
		NaBH(OAc) ₃ , DMF:DCE (3:7)	(11) +	$\begin{array}{l} \text{R} \\ \text{H} \quad (23) \\ \text{CH}_2\text{OH} \quad (28) \end{array}$ 777
		1. MeOH, reflux, 2 h 2. NaBH ₄ , rt, overnight	(—)	1163
		1. Na(CN)BH ₃ , MeCN, 30 min 2. HOAc, pH 7, 90 min		$\begin{array}{l} \text{R}^1 \quad \text{R}^2 \\ \text{Me} \quad \text{Ph} \quad (+) \quad (76) \\ \text{Me} \quad \text{Ph} \quad (-) \quad (81) \\ \text{Me} \quad c\text{-C}_6\text{H}_{11} \quad (\pm) \quad (79) \\ \text{Et} \quad c\text{-C}_6\text{H}_{11} \quad (\pm) \quad (87) \end{array}$ 458
		1. Na(CN)BH ₃ , MeCN, 15 min 2. HOAc, pH 7, 45 min		$\begin{array}{l} n \\ 1 \quad (-) \\ 2 \quad (-) \\ 3 \quad (90) \\ 4 \quad (-) \\ 5 \quad (-) \end{array}$ 1164
		NaBH ₄ , H ₂ SO ₄ (3 M), 0-20°	(80)	153
		1. NaOAc•3H ₂ O, HOAc in H ₂ O, 0°, 30 min 2. NaBH ₄	(—)	453
		1. Na(CN)BH ₃ , MeCN, 15 min 2. HOAc, 75 min	(87)	1165
		1. MeOH, reflux, 1 h 2. NaBH ₄ , rt, 20 h		$\begin{array}{l} R \quad (69) \\ S \quad (69) \end{array}$ 1166
		1. Na(CN)BH ₃ , MeCN, 10 min 2. 15 min 3. HOAc, 45 min	(67)	1167
		Na(CN)BH ₃ , HOAc, pH 5, MeCN, 3 h	(26)	1168
		Na(CN)BH ₃ , MeCN, overnight	(40)	1169

TABLE IA. FORMALDEHYDE (Continued)

A. Primary Aliphatic Amines

Aldehyde	Amine	Conditions	Product(s) and Yield(s) (%)	Refs.
		1. MeOH, reflux, 30 min 2. NaBH ₄ , rt, 1 h	(78)	660
		Na(CN)BH ₃ , MS 3 Å, MeOH, 5 d	(80)	654
		Na(CN)BH ₃ , HOAc, pH 6.2-6.5, 20 h	(35)	1170
		Na(CN)BH ₃ , MeOH, 1 h	(77)	759
		1. Na(CN)BH ₃ , MeCN, 15 min 2. HOAc, pH 7, 1.5 h	(72) (79) (84)	1171
		1. MeOH, reflux, 45 min 2. NaBH ₄ , rt, 30 min	(85)	1172
		1. Na(CN)BH ₃ , MeCN, 15 min 2. HOAc, pH 7, 1 h	(91)	1173
		1. NaBH ₄ in H ₂ O, every 4 min 2. <5°, 1 h 3. NaBH ₄ , HCl (5 N), 5 min	(C isotope 12 (—), 14 (35))	1174
		NaBH ₄ , MeOH, 0°	(90)	1175
		1. Na(CN)BH ₃ , MeCN, 20 min 2. HOAc, pH 7, 1.5 h	(56)	1176
		Na(CN)BH ₃ , MS 3 Å, MeOH, 3 d	(89)	650, 1177
		Na(CN)BH ₃ , HCl MeOH, 2 h	(R: 2-thienyl (82), CH ₂ SC ₆ H ₂ (OMe) _{3-3,4,5} (65), CH ₂ CH ₂ C ₆ H ₂ (OMe) _{3-3,4,5} (45))	1178
		Na(CN)BH ₃ , HOAc, MeCN	(60)	1179
		1. Na(CN)BH ₃ , MeCN, 30 min 2. HOAc, pH 7, 90 min	(87)	1176
		Na(CN)BH ₃ , HOAc, pH 6, MeOH, overnight	(94)	656

TABLE IA. FORMALDEHYDE (Continued)

A. Primary Aliphatic Amines

Aldehyde	Amine	Conditions	Product(s) and Yield(s) (%)	Refs.
		Na(CN)BH ₃	(95)	645
		1. MeOH, reflux, 30 min 2. NaBH ₄ , rt, 15 h	(I) + (II)	$\frac{n}{3}$ (→) 1:3 4 (→) 1:0 776
		1. MeOH, reflux, 2 h 2. CH ₂ O (aq), 2 h 3. NaBH ₄ , 0°, 10 min 4. 0°, 1 h	(45)	1180
		Na(CN)BH ₃ , HCl in MeOH, 2.5-4.5 h	(n) 1 (66) 2 (24)	1181
		Na(CN)BH ₃ , HOAc, MeOH	(31)	1182
		Na(CN)BH ₃ , MeOH, 1 h	(n) 1 (52) 2 (63)	1183
		Na(CN)BH ₃ , MeCN, 12 h	(70)	1184
		1. MeOH, reflux 2. NaBH ₄ , 25°	(60)	1185
		1. MeOH, reflux 2. NaBH ₄ , 25°	(60)	1186
		Na(CN)BH ₃ , HOAc, pH 6-5, MeOH, 0° to rt, 24 h	(48)	1185
		1. Na(CN)BH ₃ , HOAc, pH 6, 1 h 2. HOAc, pH 3.9, 2 h	(R) H (83) OMe (89)	690

TABLE IA. FORMALDEHYDE (Continued)

A. Primary Aliphatic Amines

Aldehyde	Amine	Conditions	Product(s) and Yield(s) (%)	Refs.
		1. Na(CN)BH ₃ , HOAc, pH 6, 1 h 2. HOAc, pH 3.7, 2 h	$\frac{R}{H \text{ (90)}}$ OMe (89)	690
		1. Na(CN)BH ₃ , MeCN, 15 min 2. HOAc, pH 7, 45 min	$\frac{R}{Ph \text{ (36)}}$ Bn (57)	1187
		1. Na(CN)BH ₃ , MeCN, 0.5 h 2. HOAc, pH 7, 4 h 3. rt, overnight	(71)	1188
		Na(CN)BH ₃ , HOAc, pH 5-6, 18 h	β (71) α (70)	1189
		Na(CN)BH ₃	(100)	645
		Na(CN)BH ₃ , HOAc, pH 7, MeCN, 75 min	(72)	1190, 1191
		1. Na(CN)BH ₃ , HOAc in MeCN, pH 6.4-6.8, MeCN, 2 h 2. 15 min	(64)	1192
		Na(CN)BH ₃ , HOAc in MeCN, pH 6.4-6.8, MeCN, 2 h	$\frac{R \text{ I II}}{H \text{ (18) (20)}}$ Cl (30) (—)	783
		1. Na(CN)BH ₃ , HOAc in MeCN, MeCN, 10-15°, 1.5 h 2. rt, 35 min	$\frac{R^1 \ R^2}{H \ H \text{ (68)}}$ H Cl (67) Cl H (68) Br H (26) Cl Cl (20)	1148
		1. Na(CN)BH ₃ , MeCN, 15 min 2. HOAc, pH 7, 48 h	<i>cis</i> (67) <i>trans</i> (55)	1193

TABLE IA. FORMALDEHYDE (Continued)

A. Primary Aliphatic Amines

Aldehyde	Amine	Conditions	Product(s) and Yield(s) (%)	Refs.															
		Na(CN)BH ₃ , 30 min, MeCN/H ₂ O	(82)	1194															
		1. MeOH, 2 h, 65° 2. Na(CN)BH ₃ , 20 min	(79)	1195															
		Na(CN)BH ₃ , H ₂ O/HOAc, 2 h	<table border="1"> <thead> <tr> <th>R¹</th> <th>R²</th> <th></th> </tr> </thead> <tbody> <tr> <td>Me</td> <td>OH</td> <td>(90)</td> </tr> <tr> <td>H</td> <td>OH</td> <td>(90)</td> </tr> <tr> <td>Me</td> <td>NH₂</td> <td>(82)</td> </tr> <tr> <td>Me</td> <td>AlaOH</td> <td>(87)</td> </tr> </tbody> </table>	R ¹	R ²		Me	OH	(90)	H	OH	(90)	Me	NH ₂	(82)	Me	AlaOH	(87)	1196
R ¹	R ²																		
Me	OH	(90)																	
H	OH	(90)																	
Me	NH ₂	(82)																	
Me	AlaOH	(87)																	
		1. MeOH, reflux, 45 min 2. Na(CN)BH ₃ , cool	(91)	1197															
		1. MeOH, reflux, 0.5 h 2. NaBH ₄ , cool, 1 h	α (85) β (—)	1198															
		1. Na(CN)BH ₃ , MeOH, 15 min 2. HOAc, pH 7, 1.5 h	(—)	1199															
		Na(CN)BH ₃ , MeOH, 30 min	(90)	1200															
Ar = 3,5-(MeO) ₂ C ₆ H ₂ OH-4																			
		Na(CN)BH ₃ , MeOH, 10 min	(84)	1201															
		1. NaBH ₄ , MeOH, 15 min 2. 2 h	(28)	1202															
		1. MeCN, 10 min 2. Na(CN)BH ₃ , 2 h	(51)	1203															
Ar = 4-O ₂ NC ₆ H ₄																			

TABLE IA. FORMALDEHYDE (Continued)

A. Primary Aliphatic Amines

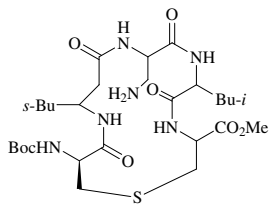
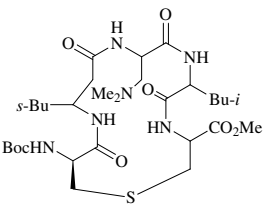
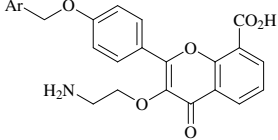
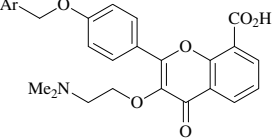
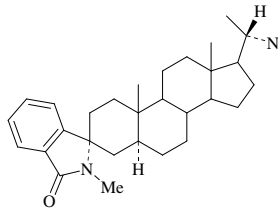
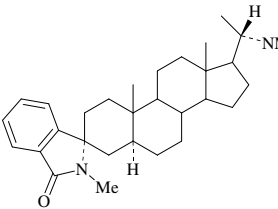
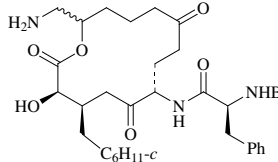
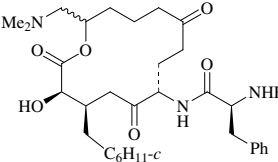
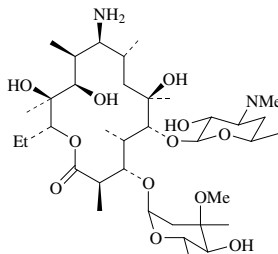
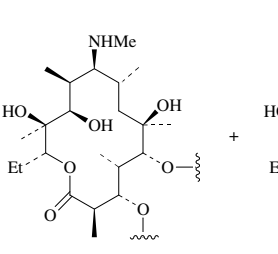
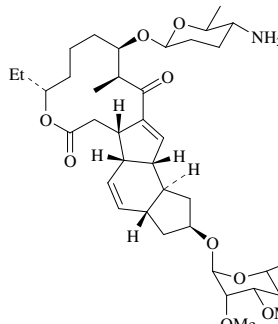
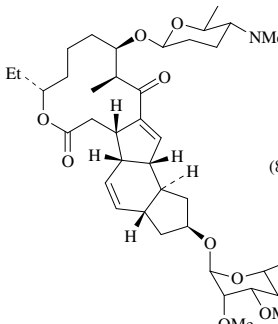
Aldehyde	Amine	Conditions	Product(s) and Yield(s) (%)	Refs.
		Na(CN)BH ₃ , MeOH, 2 h	(78)	645
		Na(CN)BH ₃ , H ₂ O	(21)	1204
Ar = 2-quinolinyl				
		1. MeOH, 2 h 2. NaBH ₄	(—)	1205
		Na(CN)BH ₃ , HOAc:pyridine (1:1), overnight	diastereomer 1 (51) diastereomer 2 (71)	1074
		1. Sodium phosphate buffer, HCl (1 N), pH 5, MeCN 2. Na(CN)BH ₃ , 30 min	(—) + (—)	335
		1. NaOAc, HOAc, H ₂ O:MeOH (5:2) 2. Na(CN)BH ₃ , 10 min 3. 20 min	(81)	1044

TABLE IA. FORMALDEHYDE (Continued)

A. Primary Aliphatic Amines

Aldehyde	Amine	Conditions	Product(s) and Yield(s) (%)	Refs.
		Na(CN)BH ₃ , HOAc, MeOH, 1.5 h	 β (—) α (—)	737
		Na(CN)BH ₃ , MeCN, 24 h	 R ¹ R ² N R ¹ = R ² = Me (26)	803
"	"	Na(CN)BH ₃ , MeCN, 0°, 4 h	 R ¹ R ² Me H (17) Me Me (—)	803
		Na(CN)BH ₃ , MeCN:THF (5:2), 3 h	 (—)	1206
		Na(CN)BH ₃ , HOAc, pH 7, MeCN:THF (4:1), 2 h	 (—)	1206
		Na(CN)BH ₃ , HOAc, MeCN, 0° to rt, 1 h	 (—)	1207, 1208

TABLE IA. FORMALDEHYDE (Continued)

A. Primary Aliphatic Amines

Aldehyde	Amine	Conditions	Product(s) and Yield(s) (%)	Refs.	
		NaBT ₄ or Na(CN)BH ₃ , CHCl ₃ ; <i>i</i> -PrOH (2:1), 2-3 h		R H (—) T (—)	232
	H ₂ N(CH ₂) ₄ NH ₂	1. NaBH ₄ , borate buffer, 2 min 2. HCl, pH 7, reflux		(98)	1136
		1. NaBH ₄ , borate buffer, 2 min 2. HCl, pH 7, reflux		(91)	1136
		1. NaBH ₄ , borate buffer, 2 min 2. HCl, pH 7, reflux		(89)	1136
		Na(CN)BH ₃ , HOAc, MeOH, 100°, 10 min		(—)	1209
		1. HOAc, H ₂ O, MeOH, -78 to 25° 2. Na(CN)BH ₃ (1 M), MeOH, 25°, 1.5 h		(49)	1210

76

TABLE IA. FORMALDEHYDE (Continued)

B. Secondary Aliphatic Amines

Aldehyde	Amine	Conditions	Product(s) and Yield(s) (%)	Refs.		
		1. MeOH, reflux, 30 min 2. NaBH ₄ , cool, 1 h		(41)	1211	
		1. ZnCl ₂ , CH ₂ Cl ₂ , 1 h 2. NaBH ₄ , 9-12 h		R ¹ R ² <i>i</i> -Pr <i>i</i> -Pr (92) <i>c</i> -C ₆ H ₁₁ <i>c</i> -C ₆ H ₁₁ (96) Bn Bn (90) —(CH ₂) ₅ — (88) —(CH ₂) ₂ NAc(CH ₂) ₂ — (90) —(CH ₂) ₂ NCO ₂ Et(CH ₂) ₂ — (90) —(CH ₂) ₂ C(OH)Ph(CH ₂) ₂ — (90)	(92) (96) (90) (88) (90) (90) (90)	205
		1. Ti(OPr- <i>i</i>) ₄ , diglyme, 60°, 30 min 2. rt, 30 min 3. NaBH ₄ , 2-3 h 4. 60°, 2-3 h		R ¹ R ² <i>i</i> -Pr <i>i</i> -Pr (95) <i>c</i> -C ₆ H ₁₁ <i>c</i> -C ₆ H ₁₁ (95) Bn Bn (94) —(CH ₂) ₅ — (82) —(CH ₂) ₂ NAc(CH ₂) ₂ — (92) —(CH ₂) ₂ NCO ₂ Et(CH ₂) ₂ — (95) —(CH ₂) ₂ C(OH)Ph(CH ₂) ₂ — (90)	(95) (95) (94) (82) (92) (95) (90)	188
		Na(CN)BH ₃ , MeOH, -20° to rt, 20 h		(49)	209	
		1. ZnCl ₂ , THF (anhyd), 1 h 2. Zn(BH ₄) ₂ , THF, 10 min 3. 8 h		R ¹ R ² <i>i</i> -Pr <i>i</i> -Pr (92) <i>c</i> -C ₆ H ₁₁ <i>c</i> -C ₆ H ₁₁ (90) Bn Bn (94) —(CH ₂) ₂ C(OH)Ph(CH ₂) ₂ — (92)	(92) (90) (94) (92)	207

77

TABLE IA. FORMALDEHYDE (Continued)

B. Secondary Aliphatic Amines

Aldehyde	Amine	Conditions	Product(s) and Yield(s) (%)	Refs.
		1. MeOH, reflux 2. NaBH ₄ , rt	 R SMe (83) SO ₂ Me (88)	34
		1. Na(CN)BH ₃ , MeCN, 5 min 2. Glacial HOAc, pH 7, 0.75-1.5 h	 R ¹ R ² <i>i</i> -Pr <i>c</i> -C ₆ H ₁₁ (87) Et Bn (85) <i>n</i> -Pr Ph (83)	793
		1. MeCN, 30 min 2. Na(CN)BH ₃ , 0° 3. 35°, 30 min 4. Glacial HOAc, 1 h	 (85)	1212
		1. Na(CN)BH ₃ , MeCN, 15 min 2. HOAc, pH 7, 30 min	 (95)	1213, 1214
		1. HOAc, MeCN, 5° 2. NaBH ₄ , 0°, 5 min 3. 0°, 20 min	 R ¹ R ² R ³ H OH H (99) Me H OH (91) Me OH H (53)	1215
		Na(CN)BH ₃ , HCl, NaOAc, pH 6, 15-30 min	 R Me (57) OMe (82)	1122
		Na(CN)BH ₃ , HOAc, pH 7, MeCN, 45 min	 (58)	1216
"	"	NaBH(OAc) ₃ , DCE	" (98)	21
		1. MeCN, 30 min 2. Na(CN)BH ₃ , 0° 3. 35°, 30 min 4. Glacial HOAc, 1 h	 X n N 1 (83) N 2 (84) CH 2 (80)	1217
		1. MeOH, 20°, 1.5 h 2. NaBH ₄ , 0-5°, 20 min 3. 20°, 2 h	 n 1 (75) 2 (—)	1218
		1. Na(CN)BH ₃ , MeCN, 15 min 2. HOAc, pH 7, 45 min	 R H (53) Me (48)	1219
		Na(CN)BH ₃ , MeCN, overnight	 R ¹ R ² H H (54) Me Me (22) OMe H (71)	1220
		Na(CN)BH ₃ , MeCN, 2 h	 R CH ₂ C ₄ H ₃ O (13) (CH ₂) ₂ CH=CHPh (9)	1221
		1. Na(CN)BH ₃ , MeCN, 15 min 2. Glacial HOAc, 75 min	 (84)	1165

TABLE IA. FORMALDEHYDE (Continued)

B. Secondary Aliphatic Amines

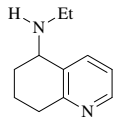
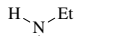
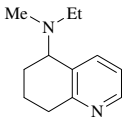
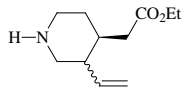
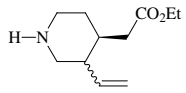
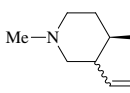
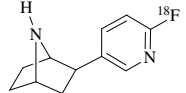
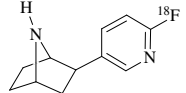
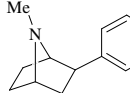
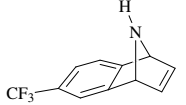
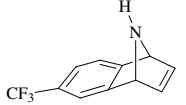
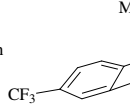
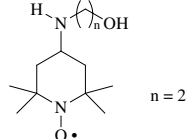
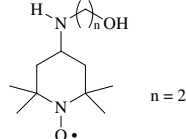
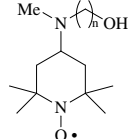
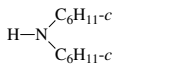
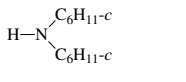
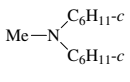
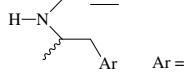
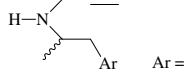
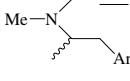
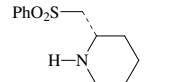
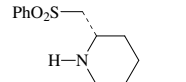
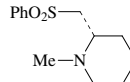
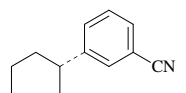
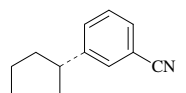
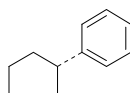
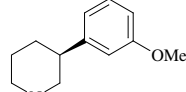
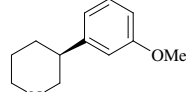
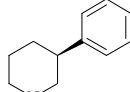
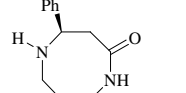
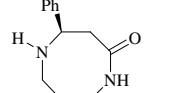
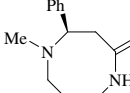
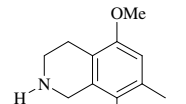
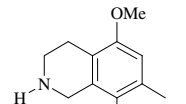
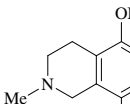
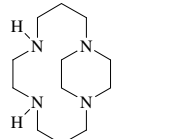
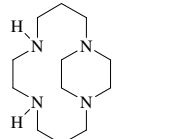
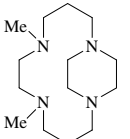
Aldehyde	Amine	Conditions	Product(s) and Yield(s) (%)	Refs.
		1. Na(CN)BH ₃ , MeCN, 0°, 20 min 2. HOAc, 6 h	 (24)	1122
		1. Na(CN)BH ₃ , HOAc, pH 7, MeCN, 15°, 30 min 2. Na(CN)BH ₃ , 2 h	 α (—) β (51)	1222
		Na(CN)BH ₃ , MeCN, 45 min	 (95)	1223
		Na(CN)BH ₃ , MeCN, 12 h	 (70)	1224
	 n = 2-6	1. Na(CN)BH ₃ , MeCN, 15 min 2. Glacial HOAc, pH 7, 1 h	 (—)	1225
		Na(CN)BH ₃ , ZnCl ₂ , MeOH	 (95)	105
	 Ar = 4-FC ₆ H ₄	Na(CN)BH ₃ , MeCN, 15 min	 (±) (93) (—) (—) (+) (—)	1226
		Na(CN)BH ₃ , HOAc, MeCN, 2 h	 (—)	1227
		NaBH(OAc) ₃ , HOAc, DCE, 5 h	 (89)	1229
		Na(CN)BH ₃ , MS 3 Å, MeOH, 30 min	 (57)	1230
		1. Na(CN)BH ₃ , MeCN, 1 h 2. HOAc, 1 h 3. HOAc, 30 min	 (98)	1231
		1. Na(CN)BH ₃ , MeCN, 15 min 2. HOAc, pH 7, 45 min	 (77)	1232
		Na(CN)BH ₃ , HOAc, MeCN, 5 h	 (98)	1233

TABLE IA. FORMALDEHYDE (Continued)

B. Secondary Aliphatic Amines

Aldehyde	Amine	Conditions	Product(s) and Yield(s) (%)	Refs.												
		Na(CN)BH ₃ , HOAc, pH <5, THF:MeCN (3:1), 24 h	(90)	854												
		Na(CN)BH ₃ , MeCN, 5 h	(87)	1234												
		Na(CN)BH ₃ , MeCN, overnight	<i>endo</i> (61) <i>exo</i> (73)	1169												
		Na(CN)BH ₃ , MeOH, 0°, 1.5 h	2 <i>S</i> , 5 <i>S</i> , 6 <i>R</i> (75) 2 <i>R</i> , 5 <i>R</i> , 6 <i>S</i> (88)	1235												
		Na(CN)BH ₃ , MeOH, 0°, 1.5 h	2 <i>R</i> , 5 <i>S</i> , 6 <i>S</i> (80) 2 <i>S</i> , 5 <i>R</i> , 6 <i>R</i> (—)	1235												
		1. MeOH, reflux, 6 h 2. NaBH ₄ , rt, 4 h	(55)	1236												
		1. Na(CN)BH ₃ , HCl (5 M) in MeOH, pH 5-6, MeOH, 36 h 2. CH ₂ O, Na(CN)BH ₃ , HCl (5 M) in MeOH, pH 5-6, 3 h	(50)	655												
		1. Na(CN)BH ₃ , MeCN, 30 min 2. Glacial HOAc, pH 5, 20 min	(88)	1237												
		Na(CN)BH ₃ , HOAc, pH 5-6, MeOH, 4 h	(98)	1238, 1239												
		1. Na(CN)BH ₃ , MeCN, 30 min 2. HOAc, pH 7, 1.5 h	(52)	1240												
		Na(CN)BH ₃ , MS 4 Å, MeOH, 15-18 h	<table border="1" style="display: inline-table; vertical-align: middle;"> <thead> <tr> <th>R¹</th> <th>R²</th> <th></th> </tr> </thead> <tbody> <tr> <td>H</td> <td>H</td> <td>(76)</td> </tr> <tr> <td>H</td> <td>OMe</td> <td>(69)</td> </tr> <tr> <td>OMe</td> <td>H</td> <td>(75)</td> </tr> </tbody> </table>	R ¹	R ²		H	H	(76)	H	OMe	(69)	OMe	H	(75)	856
R ¹	R ²															
H	H	(76)														
H	OMe	(69)														
OMe	H	(75)														

TABLE IA. FORMALDEHYDE (Continued)

B. Secondary Aliphatic Amines

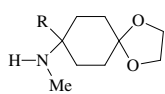
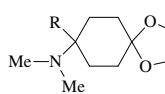
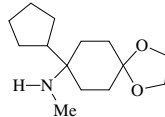
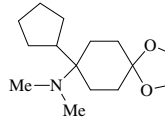
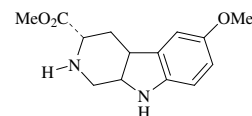
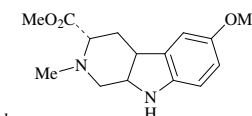
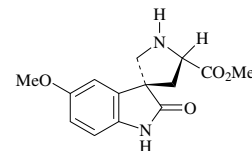
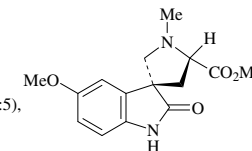
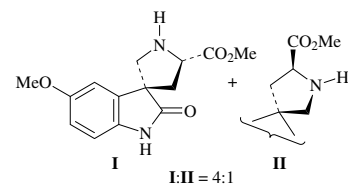
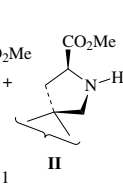
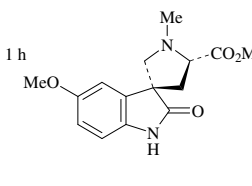
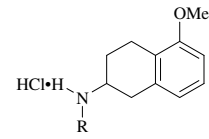
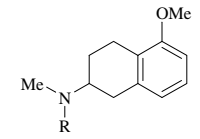
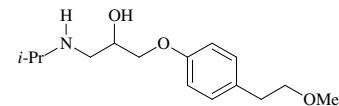
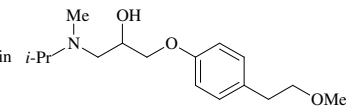
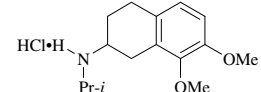
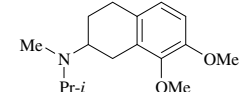
Aldehyde	Amine	Conditions	Product(s) and Yield(s) (%)	Refs.																																				
		<ol style="list-style-type: none"> 1. MeOH, reflux, 4 h 2. NaBH₄, 0°, 10-15 min 3. rt, 2 h 4. Repeat steps 1-3 	 <table border="1"> <thead> <tr> <th>R</th> <th>Yield (%)</th> </tr> </thead> <tbody> <tr><td>2-thienyl</td><td>(18)</td></tr> <tr><td>Ph</td><td>(68)</td></tr> <tr><td>4-FC₆H₄</td><td>(85)</td></tr> <tr><td>2-ClC₆H₄</td><td>(13)</td></tr> <tr><td>3-ClC₆H₄</td><td>(52)</td></tr> <tr><td>4-ClC₆H₄</td><td>(59)</td></tr> <tr><td>4-BrC₆H₄</td><td>(51)</td></tr> <tr><td>2,4-Cl₂C₆H₃</td><td>(40)</td></tr> <tr><td>3,4-Cl₂C₆H₃</td><td>(51)</td></tr> <tr><td>2-MeC₆H₄</td><td>(37)</td></tr> <tr><td>3-MeC₆H₄</td><td>(85)</td></tr> <tr><td>4-MeC₆H₄</td><td>(76)</td></tr> <tr><td>3-MeOC₆H₄</td><td>(68)</td></tr> <tr><td>4-MeOC₆H₄</td><td>(78)</td></tr> <tr><td>3,4-(MeO)₂C₆H₃</td><td>(72)</td></tr> <tr><td>4-<i>t</i>-BuC₆H₄</td><td>(90)</td></tr> <tr><td>naphthyl</td><td>(40)</td></tr> </tbody> </table>	R	Yield (%)	2-thienyl	(18)	Ph	(68)	4-FC ₆ H ₄	(85)	2-ClC ₆ H ₄	(13)	3-ClC ₆ H ₄	(52)	4-ClC ₆ H ₄	(59)	4-BrC ₆ H ₄	(51)	2,4-Cl ₂ C ₆ H ₃	(40)	3,4-Cl ₂ C ₆ H ₃	(51)	2-MeC ₆ H ₄	(37)	3-MeC ₆ H ₄	(85)	4-MeC ₆ H ₄	(76)	3-MeOC ₆ H ₄	(68)	4-MeOC ₆ H ₄	(78)	3,4-(MeO) ₂ C ₆ H ₃	(72)	4- <i>t</i> -BuC ₆ H ₄	(90)	naphthyl	(40)	463
R	Yield (%)																																							
2-thienyl	(18)																																							
Ph	(68)																																							
4-FC ₆ H ₄	(85)																																							
2-ClC ₆ H ₄	(13)																																							
3-ClC ₆ H ₄	(52)																																							
4-ClC ₆ H ₄	(59)																																							
4-BrC ₆ H ₄	(51)																																							
2,4-Cl ₂ C ₆ H ₃	(40)																																							
3,4-Cl ₂ C ₆ H ₃	(51)																																							
2-MeC ₆ H ₄	(37)																																							
3-MeC ₆ H ₄	(85)																																							
4-MeC ₆ H ₄	(76)																																							
3-MeOC ₆ H ₄	(68)																																							
4-MeOC ₆ H ₄	(78)																																							
3,4-(MeO) ₂ C ₆ H ₃	(72)																																							
4- <i>t</i> -BuC ₆ H ₄	(90)																																							
naphthyl	(40)																																							
		<ol style="list-style-type: none"> 1. MeOH, reflux, 4 h 2. NaBH₄, 0°, 10-15 min 3. Repeat steps 1-3 	 (24)	463																																				
		<ol style="list-style-type: none"> 1. MeCN, 15 min 2. Na(CN)BH₃, HOAc, 1 h 3. NEt₃, THF, reflux, 2 h 	 (80)	778																																				
		<ol style="list-style-type: none"> 1. Na(CN)BH₃, HOAc, MeCN, 2 h 2. HCl (2 N):MeOH (1:5), reflux, 3 h 	 (51)	778																																				
	  I:II = 4:1	<ol style="list-style-type: none"> 1. Na(CN)BH₃, HOAc, 1 h 2. HCl (2 N):MeOH (10:1), 80°, 12 h 	 (61)	778																																				
		Na(CN)BH ₃ , MS 3 Å, MeOH, 5 d	 <table border="1"> <thead> <tr> <th>R</th> <th>Yield (%)</th> </tr> </thead> <tbody> <tr><td><i>n</i>-Pr</td><td>(89)</td></tr> <tr><td><i>n</i>-pentyl</td><td>(78)</td></tr> </tbody> </table>	R	Yield (%)	<i>n</i> -Pr	(89)	<i>n</i> -pentyl	(78)	654																														
R	Yield (%)																																							
<i>n</i> -Pr	(89)																																							
<i>n</i> -pentyl	(78)																																							
		<ol style="list-style-type: none"> 1. Na(CN)BH₃, HOAc, pH 6, MeCN, 15 min 2. 4 h 	 (99)	1241																																				
		Na(CN)BH ₃ , HCl (5 M) in MeOH, pH 5-6, MeOH, 12 h	 (44)	1242																																				

TABLE IA. FORMALDEHYDE (Continued)

B. Secondary Aliphatic Amines

Aldehyde	Amine	Conditions	Product(s) and Yield(s) (%)	Refs.
		1. Na(CN)BH ₃ , HOAc, pH 5-6, 30 min 2. Repeat twice 3. Overnight	 (85)	656
		1. THF:MeOH (3:1), 0-5° 2. HOAc, 30 min 3. Na(CN)BH ₃ , 0-5° to rt, 24 h	 (83)	754
		Na(CN)BH ₃ , MeCN, 45 min	 α (—) β (—)	1243
		Na(CN)BH ₃ , MeCN, 45 min	 α (—) β (—)	1243
		NaBH(OAc) ₃ , HOAc, THF, 10 min	 (57)	1055
		Na(CN)BH ₃ , HOAc, pH 7, MeCN:MeOH (5:2), overnight	 (86)	1244
		Na(CN)BH ₃ , HOAc, pH 6-7, MeOH, overnight	 (88)	1245
		Na(CN)BH ₃ , HOAc, pH 7, MeOH, overnight	 (83)	1246
		Na(CN)BH ₃ , HOAc, pH 7, MeCN:MeOH (5:2), overnight	 <i>trans</i> (86) <i>cis</i> (78)	1244
		Na(CN)BH ₃ , MS 3 Å, MeOH, overnight	 (73)	1247
		Na(CN)BH ₃ , MeCN, HOAc, 20°, 4 h	 (78)	1248
		1. MeOH, 20°, 1.5 h 2. NaBH ₄ , 0-5° to 20°, 1 h	 $\frac{n}{1}$ (—) 2 (79)	1249

TABLE IA. FORMALDEHYDE (Continued)

B. Secondary Aliphatic Amines

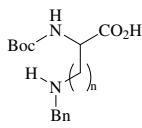
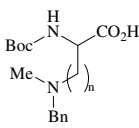
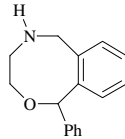
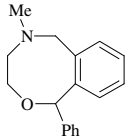
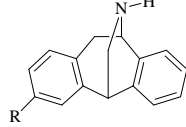
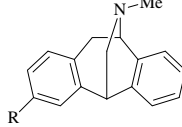
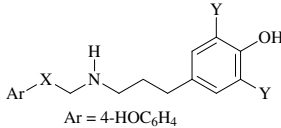
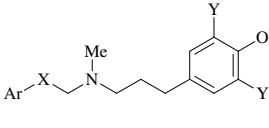
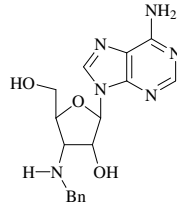
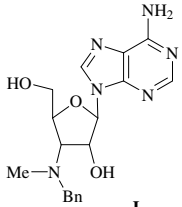
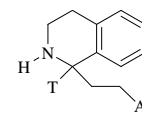
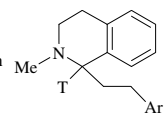
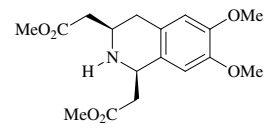
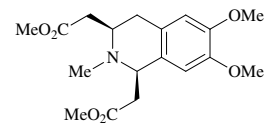
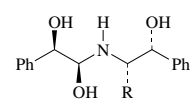
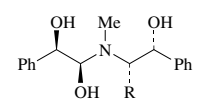
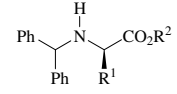
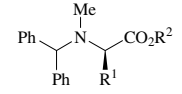
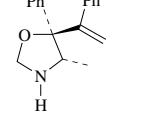
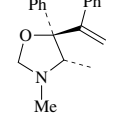
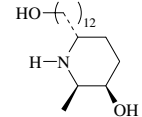
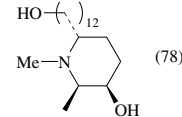
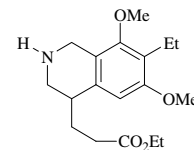
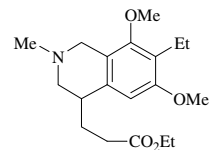
Aldehyde	Amine	Conditions	Product(s) and Yield(s) (%)	Refs.
		Na(CN)BH ₃ , MeCN:H ₂ O (2:1), 30 min	$\frac{n}{1 \text{ (81)}$ 2 (76) 3 (82) 4 (85)	1089
		1. MeOH, rt, 1 h 2. NaBH ₄ , 0° to rt, 2 h	(96)	1250
		1. Na(CN)BH ₃ , MeCN, 15 min 2. HOAc, pH 7, 20 h	$\frac{R}{H \text{ (+) (56)}$ Br (±) (69)	844
		1. Reflux, 45 min 2. NaBH ₄ , rt, 1 h	$\frac{X \quad Y}{^{12}CH_2 \quad H \text{ (78)}$ $^{12}CH_2 \quad ^3H \text{ (-)}$ $^{14}CH_2 \quad ^3H \text{ (-)}$	1252
		1. NaOAc•3H ₂ O, EtOH:H ₂ O (1:1) 2. NaBH ₄	$\frac{NH_2}{I \quad + \quad II}$ (-) I:II = 1:2.7	453
		1. MeOH, reflux, 45 min 2. NaBH ₄ , rt, 1.5 h	(54)	1253
		1. Na(CN)BH ₃ , MeCN, 1 min 2. 30 min 3. HOAc, pH 6, 30 min	(-)	1254
		1. Dry MeOH, rt, 1 h 2. NaBH ₄ , 0° to rt, 18 h	$\frac{R}{Me \text{ (86)}$ Et (89)	422
		Na(CN)BH ₃ , HOAc, pH 5-7, MeCN, 3-6 h	$\frac{R^1 \quad R^2}{Me \quad Me \text{ (90)}$ <i>i</i> -Bu Et (63)	1255
		Na(CN)BH ₃ , HCl (0.1 N), pH 6, MeCN, 48 h	(84)	1256
		Na(CN)BH ₃ , HOAc, MeCN, 2 h	(78)	1257
		Na(CN)BH ₃ , MeOH, 15 h	(53)	1183

TABLE IA. FORMALDEHYDE (Continued)

B. Secondary Aliphatic Amines

Aldehyde	Amine	Conditions	Product(s) and Yield(s) (%)	Refs.																								
		Na(CN)BH ₃ , MeCN, 2 h	(89)	1258																								
		Na(CN)BH ₃ , MeOH, overnight	(40)	1259																								
		1. Na(CN)BH ₃ , MeCN, 0° to rt, 30 min 2. HOAc, pH 6-7, 45 min	(86)	1260																								
		1. Na(CN)BH ₃ , MeCN, 15 min 2. HOAc (10% aq), pH 6, 5 min	(—)	1261																								
		1. Reflux, 30 min 2. NaBH ₄ , 0° to rt, 3 h	<table border="1"> <thead> <tr> <th colspan="2">R</th> <th></th> </tr> </thead> <tbody> <tr> <td>2-thienyl</td> <td>(—)</td> <td></td> </tr> <tr> <td>3-thienyl</td> <td>(—)</td> <td></td> </tr> <tr> <td>2-furyl</td> <td>(—)</td> <td></td> </tr> <tr> <td>2-N-methylpyrrolyl</td> <td>(—)</td> <td></td> </tr> <tr> <td>2-pyridyl</td> <td>(—)</td> <td></td> </tr> <tr> <td>4-pyridyl</td> <td>(—)</td> <td></td> </tr> <tr> <td></td> <td>(—)</td> <td></td> </tr> </tbody> </table>	R			2-thienyl	(—)		3-thienyl	(—)		2-furyl	(—)		2-N-methylpyrrolyl	(—)		2-pyridyl	(—)		4-pyridyl	(—)			(—)		1262
R																												
2-thienyl	(—)																											
3-thienyl	(—)																											
2-furyl	(—)																											
2-N-methylpyrrolyl	(—)																											
2-pyridyl	(—)																											
4-pyridyl	(—)																											
	(—)																											
		1. Na(CN)BH ₃ , HOAc, pH 6, 1 h 2. HOAc, pH 3.9, 2 h	<table border="1"> <thead> <tr> <th colspan="2">R</th> <th></th> </tr> </thead> <tbody> <tr> <td>H</td> <td><i>cis</i></td> <td>(92)</td> </tr> <tr> <td>OMe</td> <td><i>trans</i></td> <td>(92)</td> </tr> <tr> <td>H</td> <td><i>cis</i></td> <td>(90)</td> </tr> <tr> <td>OMe</td> <td><i>trans</i></td> <td>(93)</td> </tr> </tbody> </table>	R			H	<i>cis</i>	(92)	OMe	<i>trans</i>	(92)	H	<i>cis</i>	(90)	OMe	<i>trans</i>	(93)	690									
R																												
H	<i>cis</i>	(92)																										
OMe	<i>trans</i>	(92)																										
H	<i>cis</i>	(90)																										
OMe	<i>trans</i>	(93)																										
		1. Reflux, 30 min 2. NaBH ₄ , 0° to rt, 3 h	(—)	1262																								
		R =																										

TABLE IA. FORMALDEHYDE (Continued)

B. Secondary Aliphatic Amines

Aldehyde	Amine	Conditions	Product(s) and Yield(s) (%)	Refs.
		Na(CN)BH ₃ , HOAc, pH 6-7, MeCN, 24 h	(11)	102
		1. MeOH, 10 min 2. NaBH ₄ , 75°, 3 d	R Br (99) I (98)	1263
		1. MeOH, 10 min 2. NaBH ₄ , 75°, 3 d	R Br (97) I (93)	1263
		1. Na(CN)BH ₃ , MeCN, 5 min 2. Glacial HOAc, pH 7, 0.75-1.5 h	R <i>n</i> -Pr (96) Ph (75)	1264
		1. MeOH, 1 h 2. NaBH ₄ , 18 h	(92)	1265
		1. EtOH, reflux, 1 h 2. NaBH ₄ , 0-5° to rt	(44)	1266
		1. MeCN, 30 min 2. Na(CN)BH ₃ , HOAc, 1 h 3. HOAc, 1 h	(99)	787
		Na(CN)BH ₃ , MeOH, 0°, 1.5 h	(—)	1267
		Na(CN)BH ₃ , MeOH, 0°, 1.5 h	(—)	1267
		1. MeCN, 15 min 2. Na(CN)BH ₃ , HOAc, pH 6-7, 45 min	(84)	1268

TABLE IA. FORMALDEHYDE (Continued)

B. Secondary Aliphatic Amines

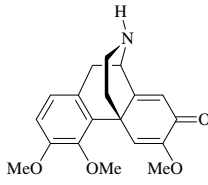
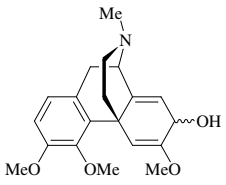
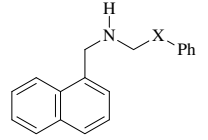
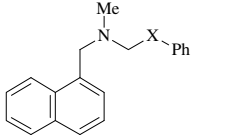
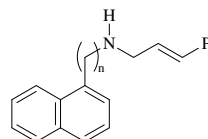
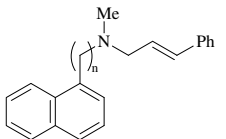
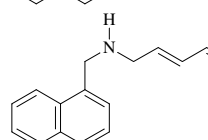
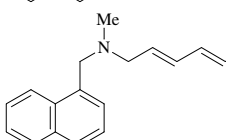
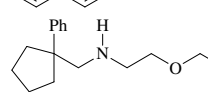
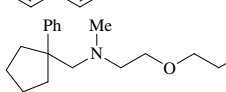
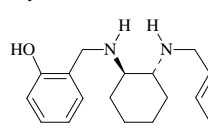
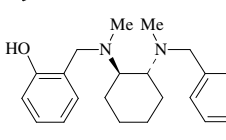
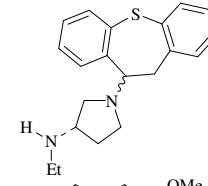
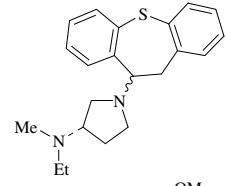
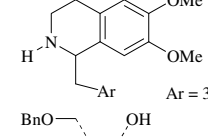
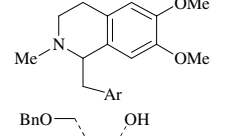
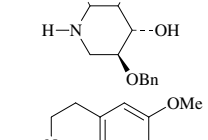
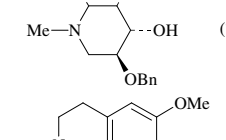
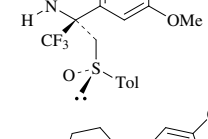
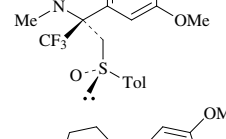
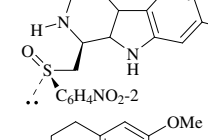
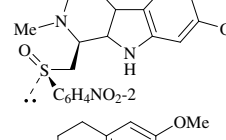
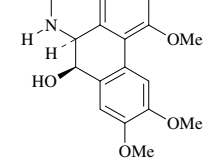
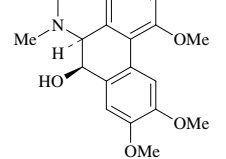
Aldehyde	Amine	Conditions	Product(s) and Yield(s) (%)	Refs.
		1. MeOH, 3 h 2. NaBH ₄ , 0°, 1 h 3. rt, 1 h	(68) $\alpha:\beta = 1:1$	761
		1. Reflux, 30 min 2. NaBH ₄ , 0° to rt, 3 h	$\frac{X}{\text{Cyclohexane}} (-)$ $-\text{CH}_2- (-)$	1262
		1. Reflux, 30 min 2. NaBH ₄ , 0° to rt, 3 h	$\frac{n}{1} (100)$ 2 (-)	1262
		1. Reflux, 1 h 2. NaBH ₄ , 0° to rt, overnight	(67)	1269
		1. Na(CN)BH ₃ , MeCN, 0° to rt 2. Glacial HOAc, pH 6-7, 45 min	(92)	1270
		1. HOAc, MeCN, 20 min 2. Na(CN)BH ₃ , 12 h	(-)	1271
		1. MeCN, 25 min 2. Na(CN)BH ₃ , 16 h	(50)	1272
		1. MeOH, 1 h 2. NaBH ₄ , 18 h	(89)	1273
		Na(CN)BH ₃ , HOAc, MeCN, 2 h	(77)	452
		Na(CN)BH ₃ , MeCN	(83)	1274
		1. Na(CN)BH ₃ , MeCN, 30 min 2. HOAc, 6 h	(90)	1275
		Na(CN)BH ₃ , MeCN, 1.5 h	(71)	1276

TABLE IA. FORMALDEHYDE (Continued)

B. Secondary Aliphatic Amines

Aldehyde	Amine	Conditions	Product(s) and Yield(s) (%)	Refs.
		Na(CN)BH ₃ , MeCN:H ₂ O (4:1), 2 h	(70)	1276
		1. MeOH, 1 h 2. Na(CN)BH ₃ , HOAc, pH 6, 18 h	(96)	424
		Na(CN)BH ₃ , MeOH, 2 h	(—)	1277
		1. Na(CN)BH ₃ , HOAc in MeCN, 1 h 2. Glacial HOAc, pH 6-7, 45 min	(62)	1148
		Na(CN)BH ₃ , HOAc, MeCN, 5 h	(—)	1278
		1. Na(CN)BH ₃ , MeCN, 20 min 2. HOAc, pH 7, 1 h	(70)	1227
		1. MeCN, 30 min 2. Na(CN)BH ₃ , HOAc, 1 h 3. HOAc, 1 h	(27) + (59)	784
		1. NaBH ₄ , MeOH, 15 min 2. 2 h	(46)	1202
		1. HOAc, 10 min 2. Na(CN)BH ₃ , 0°, 1 h	(86)	1279

TABLE IA. FORMALDEHYDE (Continued)

B. Secondary Aliphatic Amines

Aldehyde	Amine	Conditions	Product(s) and Yield(s) (%)	Refs.																																																
		1. Na(CN)BH ₃ , MeCN, 15 min 2. HOAc, pH 7, 30 min	(87)	1280																																																
		1. Reflux, 30 min 2. NaBH ₄ , 0° to rt, 3 h	(—)	1262																																																
		1. MeOH, reflux, 0.5 h 2. NaBH ₄ , cooling, 1 h	α (—) β (—)	1198																																																
		1. Na(CN)BH ₃ , MeCN, 15 min 2. HOAc, pH 7, 30 min	(72)	1280																																																
		1. MeOH, 60°, 30 min 2. NaBH ₄ , 0°, 30 min	(90)	1281																																																
		Na(CN)BH ₃ , MeOH, overnight	<table border="1"> <thead> <tr> <th>R¹</th> <th>R²</th> <th>R³</th> <th></th> </tr> </thead> <tbody> <tr> <td>F</td> <td>H</td> <td>H</td> <td>(57)</td> </tr> <tr> <td>F</td> <td>H</td> <td>F</td> <td>(78)</td> </tr> <tr> <td>F</td> <td>Cl</td> <td>H</td> <td>(81)</td> </tr> <tr> <td>OMe</td> <td>H</td> <td>H</td> <td>(49)</td> </tr> </tbody> </table>	R ¹	R ²	R ³		F	H	H	(57)	F	H	F	(78)	F	Cl	H	(81)	OMe	H	H	(49)	1282																												
R ¹	R ²	R ³																																																		
F	H	H	(57)																																																	
F	H	F	(78)																																																	
F	Cl	H	(81)																																																	
OMe	H	H	(49)																																																	
		1. MeOH, reflux, 1.5 h 2. NaBH ₄ , 10° to rt, 0.5 h	<table border="1"> <thead> <tr> <th>R</th> <th></th> </tr> </thead> <tbody> <tr> <td>H</td> <td>(71)</td> </tr> <tr> <td>2-F</td> <td>(88)</td> </tr> <tr> <td>3-F</td> <td>(90)</td> </tr> <tr> <td>4-F</td> <td>(86)</td> </tr> <tr> <td>2-Cl</td> <td>(83)</td> </tr> <tr> <td>3-Cl</td> <td>(84)</td> </tr> <tr> <td>4-Cl</td> <td>(85)</td> </tr> <tr> <td>2-Br</td> <td>(83)</td> </tr> <tr> <td>4-Br</td> <td>(64)</td> </tr> <tr> <td>4-NO₂</td> <td>(75)</td> </tr> <tr> <td>2-Me</td> <td>(87)</td> </tr> <tr> <td>3-Me</td> <td>(82)</td> </tr> <tr> <td>4-Me</td> <td>(83)</td> </tr> <tr> <td>2-OMe</td> <td>(85)</td> </tr> <tr> <td>3-OMe</td> <td>(86)</td> </tr> <tr> <td>4-OMe</td> <td>(79)</td> </tr> <tr> <td>2-OEt</td> <td>(86)</td> </tr> <tr> <td>3-OEt</td> <td>(74)</td> </tr> <tr> <td>4-OEt</td> <td>(89)</td> </tr> <tr> <td>4-Pr-<i>i</i></td> <td>(86)</td> </tr> <tr> <td>3,4-(OMe)₂</td> <td>(60)</td> </tr> <tr> <td>3,4-(OMe)₂</td> <td>(90)</td> </tr> <tr> <td>3-CONMe₂</td> <td>(86)</td> </tr> </tbody> </table>	R		H	(71)	2-F	(88)	3-F	(90)	4-F	(86)	2-Cl	(83)	3-Cl	(84)	4-Cl	(85)	2-Br	(83)	4-Br	(64)	4-NO ₂	(75)	2-Me	(87)	3-Me	(82)	4-Me	(83)	2-OMe	(85)	3-OMe	(86)	4-OMe	(79)	2-OEt	(86)	3-OEt	(74)	4-OEt	(89)	4-Pr- <i>i</i>	(86)	3,4-(OMe) ₂	(60)	3,4-(OMe) ₂	(90)	3-CONMe ₂	(86)	1283
R																																																				
H	(71)																																																			
2-F	(88)																																																			
3-F	(90)																																																			
4-F	(86)																																																			
2-Cl	(83)																																																			
3-Cl	(84)																																																			
4-Cl	(85)																																																			
2-Br	(83)																																																			
4-Br	(64)																																																			
4-NO ₂	(75)																																																			
2-Me	(87)																																																			
3-Me	(82)																																																			
4-Me	(83)																																																			
2-OMe	(85)																																																			
3-OMe	(86)																																																			
4-OMe	(79)																																																			
2-OEt	(86)																																																			
3-OEt	(74)																																																			
4-OEt	(89)																																																			
4-Pr- <i>i</i>	(86)																																																			
3,4-(OMe) ₂	(60)																																																			
3,4-(OMe) ₂	(90)																																																			
3-CONMe ₂	(86)																																																			

TABLE IA. FORMALDEHYDE (Continued)

B. Secondary Aliphatic Amines

Aldehyde	Amine	Conditions	Product(s) and Yield(s) (%)	Refs.																					
		Na(CN)BH ₃ , MeOH, 3 h	 <i>cis</i> (93) <i>trans</i> (57)	1284																					
		1. MeCN, 10 min 2. Na(CN)BH ₃ , HOAc, 3 h	(80)	1076																					
		NaBH ₄ pellet, MeOH, 20 min	 <table border="1"> <thead> <tr> <th>R</th> <th>n</th> <th></th> </tr> </thead> <tbody> <tr> <td>3-ClC₆H₄</td> <td>1</td> <td>(64)</td> </tr> <tr> <td>3,4-Cl₂C₆H₃</td> <td>1</td> <td>(90)</td> </tr> <tr> <td>3,4-(MeO)₂C₆H₃</td> <td>1</td> <td>(62)</td> </tr> <tr> <td>3,5-(MeO)₂C₆H₃</td> <td>1</td> <td>(51)</td> </tr> <tr> <td>C₁₀H₇</td> <td>1</td> <td>(60)</td> </tr> <tr> <td>3,4-(MeO)₂C₆H₃</td> <td>2</td> <td>(88)</td> </tr> </tbody> </table>	R	n		3-ClC ₆ H ₄	1	(64)	3,4-Cl ₂ C ₆ H ₃	1	(90)	3,4-(MeO) ₂ C ₆ H ₃	1	(62)	3,5-(MeO) ₂ C ₆ H ₃	1	(51)	C ₁₀ H ₇	1	(60)	3,4-(MeO) ₂ C ₆ H ₃	2	(88)	1285
R	n																								
3-ClC ₆ H ₄	1	(64)																							
3,4-Cl ₂ C ₆ H ₃	1	(90)																							
3,4-(MeO) ₂ C ₆ H ₃	1	(62)																							
3,5-(MeO) ₂ C ₆ H ₃	1	(51)																							
C ₁₀ H ₇	1	(60)																							
3,4-(MeO) ₂ C ₆ H ₃	2	(88)																							
		1. Na(CN)BH ₃ , MeCN 2. Glacial HOAc, pH 7, 2 h	(89)	1017																					
		1. Na(CN)BH ₃ , MeCN, 15 min 2. HOAc, pH 7, 45 min	(40)	1286																					
		Na(CN)BH ₃ , HOAc, MeCN, 1 h	(86)	1287																					
		Na(CN)BH ₃ , HOAc, MeCN, 0° to rt, 20 min	(61)	1240																					
		1. MeCN:DMSO (4:1), 5 min 2. Na(CN)BH ₃ , HOAc, 3 h	(85)	1076																					
		1. Sorensen's pH 6 buffer, MeOH, 50 min 2. Na(CN)BH ₃ , 20 h	(—)	1117																					

TABLE IA. FORMALDEHYDE (Continued)

B. Secondary Aliphatic Amines

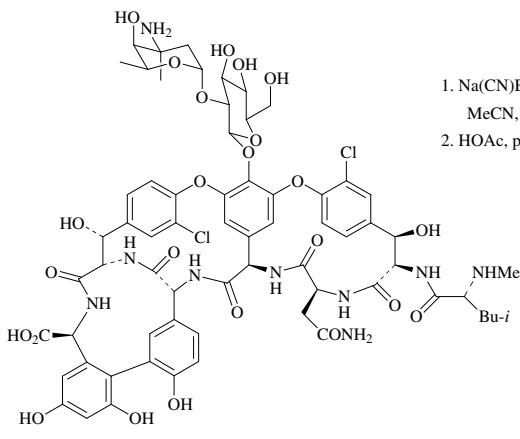
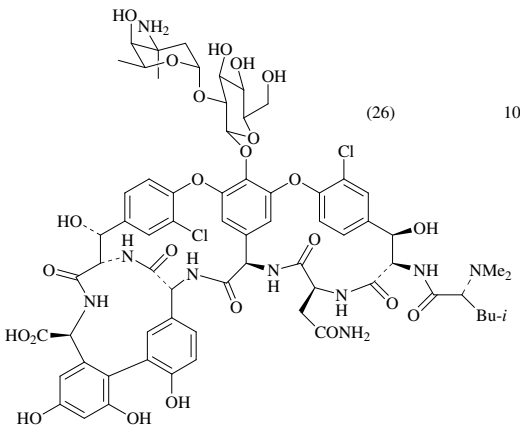

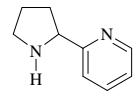
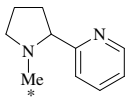
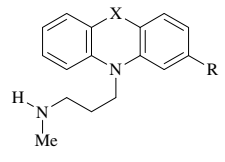
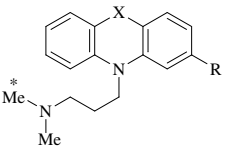
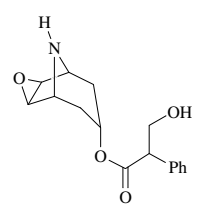
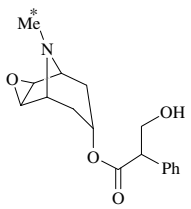
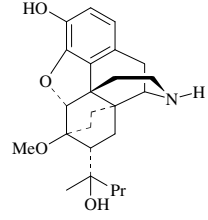
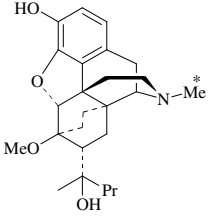
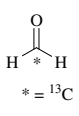
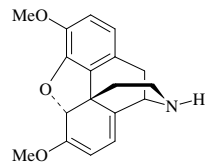
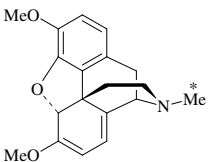
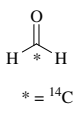
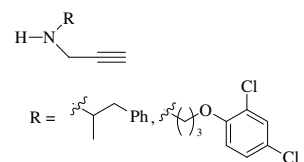
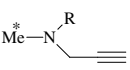
Aldehyde	Amine	Conditions	Product(s) and Yield(s) (%)	Refs.								
		1. Na(CN)BH ₃ , MeCN, H ₂ O, 3 h 2. HOAc, pH 7, 4 h	 (26)	1093								
 * = ¹¹ C		Na(CN)BH ₃ , HOAc, H ₂ O:MeCN (1:5)	 (—)	1288								
	Na(CN)BH ₃ , HOAc, H ₂ O:MeCN (1:5)	 <table border="1" style="display: inline-table; vertical-align: middle;"> <tr> <td>R</td> <td>X</td> <td></td> </tr> <tr> <td>H</td> <td>CH₂CH₂</td> <td>(—)</td> </tr> <tr> <td>Cl</td> <td>S</td> <td>(—)</td> </tr> </table>	R	X		H	CH ₂ CH ₂	(—)	Cl	S	(—)	1288
R	X											
H	CH ₂ CH ₂	(—)										
Cl	S	(—)										
	Na(CN)BH ₃ , HOAc, MeCN, 10 min	 (—)	1289									
	Na(CN)BH ₃ , HOAc, MeCN, -5° to -70°, 5 min	 (—)	1290									
 * = ¹³ C		1. Na(CN)BH ₃ , MeCN, 0° to rt, 30 min 2. HOAc, pH 6-7, 45 min	 (84)	1260								
 * = ¹⁴ C		Na(CN)BH ₃ , HOAc, MeCN, 10 min	 (—)	1291								

TABLE IA. FORMALDEHYDE (Continued)

B. Secondary Aliphatic Amines

Aldehyde	Amine	Conditions	Product(s) and Yield(s) (%)	Refs.
		1. HOAc, MeOH, -78° to rt 2. Na(CN)BH ₃ (1 M) in MeOH, rt, 1.5 h	(49)	1210
		Na(CN)BH ₃	(—)	1292

104

TABLE IA. FORMALDEHYDE (Continued)

C. Primary Aromatic Amines

Aldehyde	Amine	Conditions	Product(s) and Yield(s) (%)	Refs.
		1. NaOMe in MeOH, MeOH, 20°, 5 h 2. NaBH ₄ , overnight 3. Reflux, 15 min	(70)	339
		1. NaOMe in MeOH, MeOH, 20°, 5 h 2. NaBH ₄ , overnight 3. Reflux, 15 min	(84)	339
		NaBH ₄ , H ₂ SO ₄ (3 M), ethylene glycol monomethylether, 0-20°	(100)	156
"		Amberlyst-26* ⁺ BH ₃ CN ⁻	" (78)	65
	* = ¹⁴ C	1. MeCN, 10 min 2. Na(CN)BH ₃ , HOAc, pH 7, 3 h 3. Na(CN)BH ₃ , overnight	(80)	1293
"		1. MeCN, 10 min 2. Na(CN)BH ₃ , HOAc, pH 5, 3 min 3. Na(CN)BH ₃ , 85 min	" (82)	1294
		NaBH ₄ , H ₂ SO ₄ (3 M), THF, -10-20°	(100)	154

105

TABLE IA. FORMALDEHYDE (Continued)

C. Primary Aromatic Amines

Aldehyde	Amine	Conditions	Product(s) and Yield(s) (%)	Refs.
		1. Na(CN)BH ₃ , MeCN 2. Glacial HOAc, 10 min 3. 2 h 4. Glacial HOAc, 30 min	 R 3-Cl (86) 3-NO ₂ (68)	793
		1. Na(CN)BH ₃ , MeCN 2. HOAc, 10 min 3. 2 h 4. HOAc, 3 h	(46) + (18)	793
		Na(CN)BH ₃ , HOAc, 25°, 18 h	 R H (59) 4-OMe (74)	152
"	"	Na(CN)BH ₃ , ZnCl ₂ , MeOH, 2 h	 R H (86) 2-NO ₂ (90) 4-Me (83) 4-OMe (98)	105
"		NaBD ₄ , H ₂ SO ₄ (3 M), THF	 R 2-NO ₂ (97) 3-NO ₂ (97) 4-NO ₂ (98) 4-Me (97)	156
"		1. Na(CN)BH ₃ , MeCN, 15 min 2. HOAc, pH 7, 0.75-2.75 h	 R H (92) 4-Br (87) 4-OEt (85)	793
"	"	1. ZnCl ₂ , THF, 1 h, rt 2. Zn(BH ₄) ₂ , THF, 10 min 3. 10-12 h	 R 4-Cl (62) 3-NO ₂ (60) 4-OMe (65) 4-NHAc (68)	207
"		1. ZnCl ₂ , CH ₂ Cl ₂ , 1 h 2. NaBH ₄ , 12 h	 R 4-Cl (65) 4-NO ₂ (60) 4-OMe (65) 4-NHAc (70)	205
"		1. NaOMe, MeOH, 5 h 2. NaBH ₄ , KOH (1 M)	 R H (82) 2-Me (75) 3-Me (89) 4-Me (65) 2-OMe (65) 4-OMe (65) 2-OEt (65)	338
"		1. NaBH ₄ , THF, 10-30° 2. H ₂ SO ₄ (3 M) 3. NaBH ₄ , THF, 10-30°	 R H (77) 4-NO ₂ (80) 4-OMe (66) 3,5-Me ₂ (63) 2,4,6-Me ₃ (79)	154
"	"	NaBH ₄ , H ₂ SO ₄ (3 M), THF	 R 2-NO ₂ (97) 3-NO ₂ (97) 4-NO ₂ (98) 2-CN (95) 4-CN (97) 2-CO ₂ Me (98) 4-CO ₂ Me (97) 4-N=NPh (99)	156

TABLE IA. FORMALDEHYDE (Continued)

C. Primary Aromatic Amines

Aldehyde	Amine	Conditions	Product(s) and Yield(s) (%)	Refs.
		NaBH ₄ , H ₂ SO ₄ (3 M), THF, -10-20°	R H (98) 4-F (99) 4-Cl (98) 4-Br (95) 3-NO ₂ (100) 4-NO ₂ (93) 2-Me (98) 3-Me (98) 4-Me (94) 2-OMe (93) 3-OMe (98) 4-OMe (96) 2,3-Me ₂ (100) 2,4-Me ₂ (99) 2,5-Me ₂ (96) 2,6-Me ₂ (99) 3,4-Me ₂ (98) 3,5-Me ₂ (97) 2,4,6-Me ₃ (95)	154, 155
		NaBH ₄ , H ₂ SO ₄ (3 M), THF	(—)	157
		Na(CN)BH ₃ , HOAc, MeCN, 22 h	(94)	1295
		Na(CN)BH ₃ , HOAc, MeCN, 22 h	(68)	1295
		1. Na(CN)BH ₃ , HOAc, MeCN, 15 min 2. 2 h 3. HOAc, 1 h 4. CH ₂ O, Na(CN)BH ₃ , 1.5 h 5. HOAc, 3 min 6. 30 min	(29)	482
		1. EtOH, 15 min 2. Na(CN)BH ₃ , HOAc, pH 5-7, 30 min 3. Repeat steps 1 and 2 four times	(96)	1296
		Na(CN)BH ₃ , MeCN, 4.5 h	(14)	1297
		1. NaOMe, MeOH, 50°, 20 h 2. NaBH ₄ , reflux, 1 h	3-NH ₂ (37) 5-NH ₂ (63)	341
		NaBH ₄ , H ₂ SO ₄ (3 M), THF, -10-20°	1-NH ₂ (87) 2-NH ₂ (85)	154

TABLE IA. FORMALDEHYDE (Continued)

C. Primary Aromatic Amines

Aldehyde	Amine	Conditions	Product(s) and Yield(s) (%)	Refs.
		Na(CN)BH ₃ , HOAc, pH 7	(—) + (—)	1298
		Na(CN)BH ₃ , MeOH	$\frac{R}{Ms}$ (84) (64)	1299
		1. Na(CN)BH ₃ , HOAc, MeCN, 20°, 30 min 2. HOAc, 20°, 30 min	(93)	1300
		1. Na(CN)BH ₃ , HOAc, MeCN, 7 min 2. 2 h 3. HOAc, 30 min	$\frac{R^1}{R^2}$ 3-NH ₂ Me Et (86) 4-NH ₂ H Me (87) 4-NH ₂ Me Et (66)	1301
		1. Na(CN)BH ₃ , MeCN, 15 min 2. HOAc, pH 5-6, 2 h	(68)	1302
		Na(CN)BH ₃ , HOAc, MeCN, 48 h	(55)	1303
		1. Na(CN)BH ₃ , HOAc, MeCN, 10 min 2. 30 min	(—)	334
		1. Na(CN)BH ₃ , HOAc, acetone, 10 min 2. 30 min	(—)	334
		NaBH ₄ , H ₂ SO ₄ (3 M), THF, -10-20°	$\frac{n}{0}$ (98) 1 (86)	154
		Na(CN)BH ₃ , HOAc, MeCN, 12 h	(2)	780
		1. Na(CN)BH ₃ , HOAc, MeCN, 30 min 2. Na(CN)BH ₃ , HOAc, overnight	$\frac{R}{Ph}$ (80) Bn (76) CH(Me)Ph (82) (CH ₂) ₂ Ph (79)	1304
		1. Na(CN)BH ₃ , HOAc, MeCN, 20-40°, 3 h 2. HOAc, 2 h	(48)	1305

TABLE IA. FORMALDEHYDE (Continued)

C. Primary Aromatic Amines

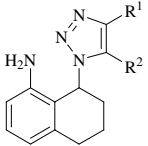
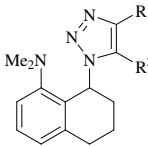
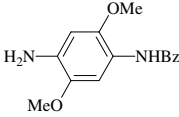
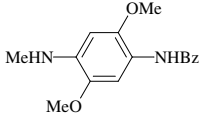
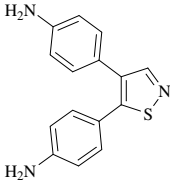
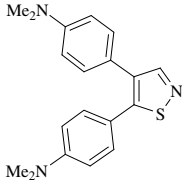
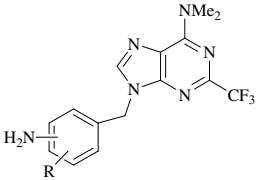
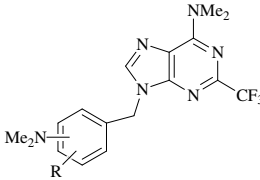
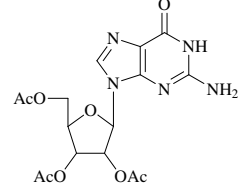
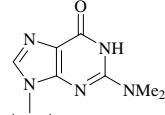
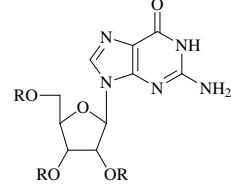
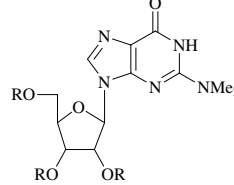
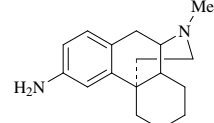
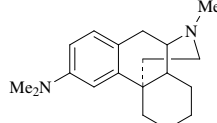
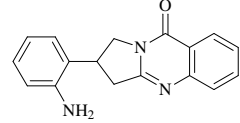
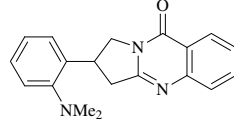
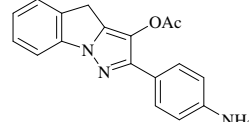
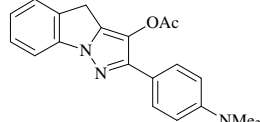
Aldehyde	Amine	Conditions	Product(s) and Yield(s) (%)	Refs.															
		1. Na(CN)BH ₃ , MeCN, 15 min 2. HOAc, pH 7, 1 h	<table border="1"> <thead> <tr> <th>R¹</th> <th>R²</th> <th>Yield (%)</th> </tr> </thead> <tbody> <tr> <td>H</td> <td>CO₂Me</td> <td>(86)</td> </tr> <tr> <td>CO₂Me</td> <td>H</td> <td>(90)</td> </tr> <tr> <td>CO₂Me</td> <td>CO₂Me</td> <td>(88)</td> </tr> </tbody> </table>	R ¹	R ²	Yield (%)	H	CO ₂ Me	(86)	CO ₂ Me	H	(90)	CO ₂ Me	CO ₂ Me	(88)	1306			
R ¹	R ²	Yield (%)																	
H	CO ₂ Me	(86)																	
CO ₂ Me	H	(90)																	
CO ₂ Me	CO ₂ Me	(88)																	
		NaBH ₄ , NaOMe, MeOH-THF	(72)	340															
		NaBH ₄ , H ₂ SO ₄ (3 M), pH 4, 15°, 1 h	(78)	1307															
		1. Na(CN)BH ₃ , HOAc, MeCN, 2 h 2. HOAc, 3 h 3. CH ₂ O, Na(CN)BH ₃ , 15 h	<table border="1"> <thead> <tr> <th colspan="2">R</th> <th>Yield (%)</th> </tr> </thead> <tbody> <tr> <td>3-NMe₂</td> <td>H</td> <td>(20)</td> </tr> <tr> <td>3-NMe₂</td> <td>4-Cl</td> <td>(45)</td> </tr> <tr> <td>4-NMe₂</td> <td>H</td> <td>(46)</td> </tr> <tr> <td>4-NMe₂</td> <td>4-Cl</td> <td>(48)</td> </tr> </tbody> </table>	R		Yield (%)	3-NMe ₂	H	(20)	3-NMe ₂	4-Cl	(45)	4-NMe ₂	H	(46)	4-NMe ₂	4-Cl	(48)	1308
R		Yield (%)																	
3-NMe ₂	H	(20)																	
3-NMe ₂	4-Cl	(45)																	
4-NMe ₂	H	(46)																	
4-NMe ₂	4-Cl	(48)																	
		1. Na(CN)BH ₃ , HOAc, 40°, 8 h 2. CH ₂ O, Na(CN)BH ₃ , 8 h	(36) + (26)	337															
		1. Na(CN)BH ₃ , HOAc, 40°, 8 h 2. CH ₂ O, Na(CN)BH ₃ , 8 h 3. Repeat step 2 three times	<table border="1"> <thead> <tr> <th colspan="2">R</th> <th>Yield (%)</th> </tr> </thead> <tbody> <tr> <td>OAc</td> <td></td> <td>(95)</td> </tr> <tr> <td>TBDMS</td> <td></td> <td>(65)</td> </tr> </tbody> </table>	R		Yield (%)	OAc		(95)	TBDMS		(65)	337						
R		Yield (%)																	
OAc		(95)																	
TBDMS		(65)																	
		1. Na(CN)BH ₃ , MeCN, 0°, pH 12, 5 min 2. 0° to rt, 30 min 3. HOAc, pH 6, rt, 45 min	(93)	1309															
		Na(CN)BH ₃ , HOAc, pH 7, MeCN, 2.5 h	(—)	1310															
		Na(CN)BH ₃ , HOAc, MeCN	(60)	1311															

TABLE IA. FORMALDEHYDE (Continued)

C. Primary Aromatic Amines

Aldehyde	Amine	Conditions	Product(s) and Yield(s) (%)	Refs.
		1. Na(CN)BH ₃ , MeCN, 15 min 2. HOAc, pH 7, 45 min	 (—)	1312
		NaBH ₄ , H ₂ SO ₄ (20%), THF, 5 min	 (84)	161
		NaBH ₄ , H ₂ SO ₄ (20%), THF, H ₂ O, 5 min	 (88)	162
		1. H ₂ SO ₄ , rt, 1 h 2. NaBH ₄ , 0° to rt, 1 h	 (92)	1313
		1. Na(CN)BH ₃ , MeCN, 15 min 2. HOAc, 2 h	 (86)	763
		1. Na(CN)BH ₃ , MeCN, 15 min 2. HOAc, pH 7, 2 h	 (72)	1314
		NaBH ₄ , H ₂ SO ₄ (3 M), THF	 R 2-NO ₂ (97) 3-NO ₂ (97) 4-NO ₂ (98)	156
		NaBD ₄ , H ₂ SO ₄ (3 M), THF	 (97)	156
		1. Na(CN)BD ₃ , MeCN, 10 min 2. HOAc, 2 h 3. HOAc, 13 h	 (81)	137

TABLE IA. FORMALDEHYDE (Continued)

D. Mixed Aliphatic Aromatic Amines

Aldehyde	Amine	Conditions	Product(s) and Yield(s) (%)	Refs.
		NaBH ₄ , H ₂ SO ₄ (3 M), THF, -10-20°	R Me (98) Et (87)	143
		1. NaBH ₄ , TFA, THF, 1 h 2. 25°, 24 h	R ¹ R ² Me Ph (83) Me CH ₂ CH ₂ Ph (87) Ph Bn (78) Bn Bn (80)	152
		Na(CN)BH ₃ , HOAc, 25°, 18 h	(59)	152
		Na(CN)BH ₃ , HOAc, MeCN, 3 h	(44)	1295
		1. Na(CN)BH ₃ , MeCN, 15 min 2. HOAc, pH 7, 2.67 h	(83)	793
		Na(CN)BH ₃ , MeCN, 1 h	(58)	1315
		1. Na(CN)BH ₃ , HOAc, MeCN, 45 min 2. HOAc, 0.5 h	(-)	1316
		Na(CN)BH ₃ , HOAc, MeCN, overnight	(-)	1317
		1. MeCN, 30 min 2. Na(CN)BH ₃ , HOAc, 2 h 3. HOAc, 1.5 h	(63)	1318
		Na(CN)BH ₃ , MeOH, HCl (1% aq), 0° to rt, 12 h	(94)	1319
		Na(CN)BH ₃ , MeCN, 4 h	(84)	1320
		1. Na(CN)BH ₃ , HOAc, MeCN, 10 min 2. 6 h 3. HOAc, 2 h	(45)	681
		1. Na(CN)BH ₃ , MeCN, 5 min 2. HCl (2 N), pH 2, 2-3 min 3. rt, 3-24 h	R H (60) 2-OMe (99) 2-Cl (88) 2,5-Cl ₂ (78) 2,6-Cl ₂ (94) 3,4-Cl ₂ (75) 3,4,5-Cl ₃ (55) 2,4,6-Cl ₃ (40)	1321

TABLE IA. FORMALDEHYDE (Continued)

D. Mixed Aliphatic Aromatic Amines

Aldehyde	Amine	Conditions	Product(s) and Yield(s) (%)	Refs.
		Na(CN)BH ₃ , HCl (1 N), pH 2-3, overnight	 R 3,4,5-(OMe) ₃ (75) 3,4-Cl ₂ (56) 3,4,5-Cl ₃ (43)	1322
		Na(CN)BH ₃ , HCl (12 N), MeCN, 3 h	 R n H 1 (72) 2,5-(OMe) ₂ 1 (69) 3,5-(OMe) ₂ 1 (79) 2,3,4-(OMe) ₃ 1 (80) 3,4,5-(OMe) ₃ 1 (75) H 2 (66)	322
		Na(CN)BH ₃ , HOAc, MeCN, 0°, 1 h	(-)	1251
		Na(CN)BH ₃ , pH 3, MeCN	 R 2-Cl (-) 4-Cl (-) 4-Br (-) 3-OMe (-) 4-OMe (-)	1323
		1. Na(CN)BH ₃ , MeCN, HOAc, 2 h 2. HOAc	 (42)	1322
		1. Na(CN)BH ₃ , MeCN, 5-10 min 2. HCl (1 N), 3-4 h, pH 3-4	 R 2,4-(OMe) ₂ (65) 2,5-(OMe) ₂ (79) 3,4-(OMe) ₂ (75) 3,5-(OMe) ₂ (76) 2,5-(OEt) ₂ (72)	95
		Na(CN)BH ₃ , pH 2-3, 5 min	 R 2,5-(MeO) ₂ C ₆ H ₃ (81) 3,5-(MeO) ₂ C ₆ H ₃ (86) 2,4-(MeO) ₂ C ₆ H ₃ (86) 2,3,4-(MeO) ₂ C ₆ H ₂ (91) 2-naphthyl (87)	1324
		Na(CN)BH ₃ , MeOH	 (75)	1325
		1. MeCN, 5 min 2. Na(CN)BH ₃ , HOAc, 1 h	 (60)	1039
		1. Na(CN)BH ₃ , HOAc, pH 6, MeCN, 1 h 2. Na(CN)BH ₃ , HOAc, pH 6, 2 h	 (58)	1326

TABLE IA. FORMALDEHYDE (Continued)

D. Mixed Aliphatic Aromatic Amines

Aldehyde	Amine	Conditions	Product(s) and Yield(s) (%)	Refs.
		1. Na(CN)BH ₃ , MeCN, 15 min 2. HOAc, 3 h	(73)	1327
		1. Na(CN)BH ₃ , MeCN 2. HOAc, 5 min 3. 2 h	(87)	1328
		Na(CN)BH ₃ , HCl (1 N), NaOH (0.1 N), pH 6.3, overnight	(87)	1329
	R =	1. NaOH (1 N), pH 6.4, H ₂ O 2. Na(CN)BH ₃ , HCl (1 N), pH 6.4, 45 min 3. rt, 23 h	" (94)	1330
		1. NaOH (1 N), pH 6.4, H ₂ O 2. Na(CN)BH ₃ , HCl (1 N), pH 6.4, 45 min 3. rt, 23 h	(84)	1330
	R =	1. NaOH (0.2 N aq), HCl (1 N), pH 6.4 2. Na(CN)BH ₃ , HCl (1 N), pH 6.5, 90 min	" (56)	324
		1. Na(CN)BH ₃ , HCl (1 N), pH 6.4, 1 h 2. rt, 21 h	R ¹ H (64) Me (97)	1331
	R ² =			
		Na(CN)BH ₃ , HOAc, THF:MeCN (2:5), 50°, 1 h	(92)	1313
		Na(CN)BH ₃ , HOAc, pH 6-7, MeCN, 24 h	(30)	102

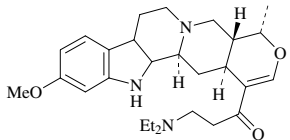
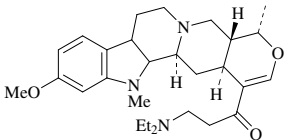
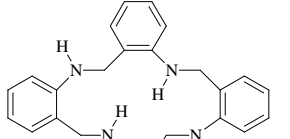
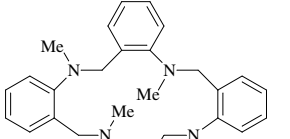
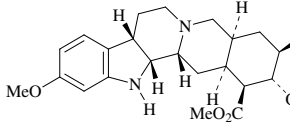
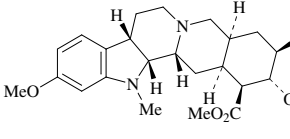
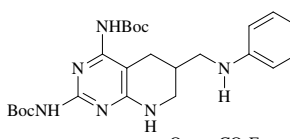
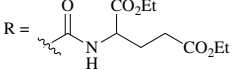
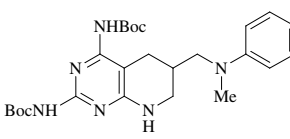
TABLE IA. FORMALDEHYDE (Continued)

D. Mixed Aliphatic Aromatic Amines

Aldehyde	Amine	Conditions	Product(s) and Yield(s) (%)	Refs.																																																
		1. Na(CN)BH ₃ , MeCN, 30 min 2. HOAc, pH 7	(55)	1332																																																
		1. Na(CN)BH ₃ , HOAc, 5 min 2. Repeat twice 3. 1 h	(92)	1333																																																
		Na(CN)BH ₃ , HOAc, 1.5 h	(—)	1334																																																
		NaBH ₄ , H ₂ SO ₄ , H ₂ O, THF, 30 min	<table border="1"> <thead> <tr> <th>R¹</th> <th>R²</th> <th>R³</th> <th>Yield (%)</th> </tr> </thead> <tbody> <tr> <td>OH</td> <td><i>i</i>-Pr</td> <td>OH</td> <td>(96)</td> </tr> <tr> <td>OH</td> <td><i>c</i>-C₆H₁₁</td> <td>OH</td> <td>(95)</td> </tr> <tr> <td>OH</td> <td>2-adamantyl</td> <td>OH</td> <td>(86)</td> </tr> <tr> <td>NH₂</td> <td><i>i</i>-Pr</td> <td>NMe₂</td> <td>(15)</td> </tr> <tr> <td>NH₂</td> <td><i>c</i>-C₆H₁₁</td> <td>NMe₂</td> <td>(28)</td> </tr> <tr> <td>NH₂</td> <td>2-adamantyl</td> <td>NMe₂</td> <td>(71)</td> </tr> <tr> <td>NHR²</td> <td><i>i</i>-Pr</td> <td>NMeR²</td> <td>(92)</td> </tr> <tr> <td>NHR²</td> <td><i>c</i>-C₆H₁₁</td> <td>NMeR²</td> <td>(64)</td> </tr> <tr> <td>NHR²</td> <td>2-adamantyl</td> <td>NMeR²</td> <td>(15)</td> </tr> <tr> <td>PPh₂</td> <td><i>i</i>-Pr</td> <td>PPh₂</td> <td>(85)</td> </tr> <tr> <td>PPh₂</td> <td><i>c</i>-C₆H₁₁</td> <td>PPh₂</td> <td>(44)</td> </tr> </tbody> </table>	R ¹	R ²	R ³	Yield (%)	OH	<i>i</i> -Pr	OH	(96)	OH	<i>c</i> -C ₆ H ₁₁	OH	(95)	OH	2-adamantyl	OH	(86)	NH ₂	<i>i</i> -Pr	NMe ₂	(15)	NH ₂	<i>c</i> -C ₆ H ₁₁	NMe ₂	(28)	NH ₂	2-adamantyl	NMe ₂	(71)	NHR ²	<i>i</i> -Pr	NMeR ²	(92)	NHR ²	<i>c</i> -C ₆ H ₁₁	NMeR ²	(64)	NHR ²	2-adamantyl	NMeR ²	(15)	PPh ₂	<i>i</i> -Pr	PPh ₂	(85)	PPh ₂	<i>c</i> -C ₆ H ₁₁	PPh ₂	(44)	163 163 163 163 163 163 163 163 163 164 164
R ¹	R ²	R ³	Yield (%)																																																	
OH	<i>i</i> -Pr	OH	(96)																																																	
OH	<i>c</i> -C ₆ H ₁₁	OH	(95)																																																	
OH	2-adamantyl	OH	(86)																																																	
NH ₂	<i>i</i> -Pr	NMe ₂	(15)																																																	
NH ₂	<i>c</i> -C ₆ H ₁₁	NMe ₂	(28)																																																	
NH ₂	2-adamantyl	NMe ₂	(71)																																																	
NHR ²	<i>i</i> -Pr	NMeR ²	(92)																																																	
NHR ²	<i>c</i> -C ₆ H ₁₁	NMeR ²	(64)																																																	
NHR ²	2-adamantyl	NMeR ²	(15)																																																	
PPh ₂	<i>i</i> -Pr	PPh ₂	(85)																																																	
PPh ₂	<i>c</i> -C ₆ H ₁₁	PPh ₂	(44)																																																	
		Na(CN)BH ₃ , MeCN, 2 h	(66)	1335																																																
		Na(CN)BH ₃ , HCl (12 N), MeCN, 3 h	(—)	322																																																
		1. Na(CN)BH ₃ , NaOH (0.1 N) 2. HCl (1 N), pH 6.5, 45 min 3. 20 h	<table border="1"> <thead> <tr> <th>R¹</th> <th>Yield (%)</th> </tr> </thead> <tbody> <tr> <td>H</td> <td>(95)</td> </tr> <tr> <td>Me</td> <td>(70)</td> </tr> </tbody> </table>	R ¹	Yield (%)	H	(95)	Me	(70)	1336																																										
R ¹	Yield (%)																																																			
H	(95)																																																			
Me	(70)																																																			
		1. Cold NaOH (4 N) 2. HCl (1 N), pH 6.3 3. Na(CN)BH ₃ , HCl (1 N), pH 6.3, 8 h 4. 16 h	(—)	1337																																																
		Na(CN)BH ₃ , THF/MeOH	<table border="1"> <thead> <tr> <th>R</th> <th>Yield (%)</th> </tr> </thead> <tbody> <tr> <td>H</td> <td>(84)</td> </tr> <tr> <td>Cl</td> <td>(—)</td> </tr> </tbody> </table>	R	Yield (%)	H	(84)	Cl	(—)	467																																										
R	Yield (%)																																																			
H	(84)																																																			
Cl	(—)																																																			

TABLE IA. FORMALDEHYDE (Continued)




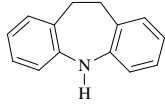
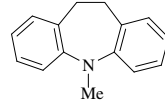
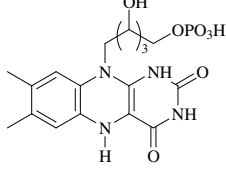
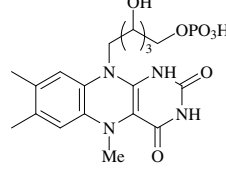
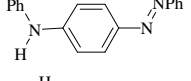
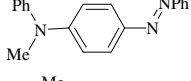
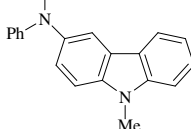
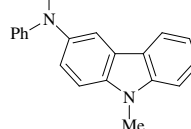
D. Mixed Aliphatic Aromatic Amines

Aldehyde	Amine	Conditions	Product(s) and Yield(s) (%)	Refs.
		1. TFA, <math><20^\circ</math>, 30 min 2. Na(CN)BH ₃	 (—)	1018
		1. CHCl ₃ :MeCN 2. Na(CN)BH ₃ , HOAc, pH 6, 1 h 3. Repeat step 2	 (—)	1338
	 R = C(O)C ₆ H ₂ (OMe) ₃ -3,4,5	1. Na(CN)BH ₃ , HOAc, 5 min 2. Repeat twice 3. 1 h	 (52)	1333
	 R = 	1. Na(CN)BH ₃ , HOAc, MeCN, 10 min 2. 2 h 3. HOAc, 18 h	 (50)	1339

124

TABLE IA. FORMALDEHYDE (Continued)

E. Bisaromatic Amines

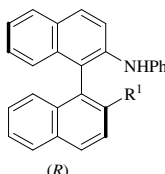
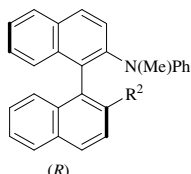


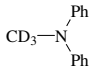
Aldehyde	Amine	Conditions	Product(s) and Yield(s) (%)	Refs.
		NaBH ₄ , H ₂ SO ₄ (3 M), THF, -10-20°	 (93)	154
"	"	NaBH ₄ pellets, TFA, 0-5° to 25°, 30 min	" (77)	152
		Na(CN)BH ₃ , HOAc, 25°, 18 h	 (82)	152
		Na(CN)BH ₃ , HOAc, 25°, 18 h	 (90)	1340
		NaBH ₄ , H ₂ SO ₄ (3 M), THF	 (100)	156
		NaBH ₄ , HOAc, MeCN, 2.5 h	 (91)	1341

125

TABLE IA. FORMALDEHYDE (Continued)

069


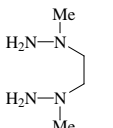
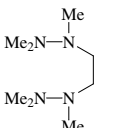
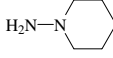
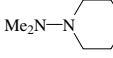
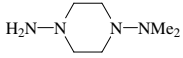
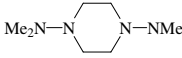
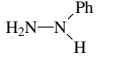
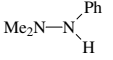
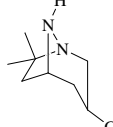
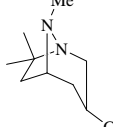
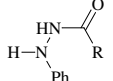
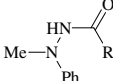
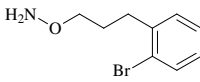
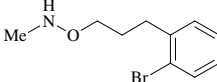
E. Bisaromatic Amines

Aldehyde	Amine	Conditions	Product(s) and Yield(s) (%)	Refs.													
	 (R)	NaBH ₄ , H ₂ SO ₄ , H ₂ O, THF, 30 min	 (R)	<table border="1"> <thead> <tr> <th>R¹</th> <th>R²</th> <th>Yield (%)</th> </tr> </thead> <tbody> <tr> <td>OH</td> <td>OH</td> <td>(81)</td> </tr> <tr> <td>NH₂</td> <td>NMe₂</td> <td>(61)</td> </tr> <tr> <td>NHPh</td> <td>NMePh</td> <td>(85)</td> </tr> </tbody> </table>	R ¹	R ²	Yield (%)	OH	OH	(81)	NH ₂	NMe ₂	(61)	NHPh	NMePh	(85)	163
R ¹	R ²	Yield (%)															
OH	OH	(81)															
NH ₂	NMe ₂	(61)															
NHPh	NMePh	(85)															
		NaBD ₄ , H ₂ SO ₄ (3 M), THF	 (100)	156													

126

TABLE IA. FORMALDEHYDE (Continued)

F. Hydrazines and Hydroxylamines

Aldehyde	Amine	Conditions	Product(s) and Yield(s) (%)	Refs.						
		1. Na(CN)BH ₃ , HOAc 2. pH 8, 4 h	 (52)	477						
		1. Na(CN)BH ₃ , HOAc 2. pH 8, 2-4 h	 (59)	477						
		1. Na(CN)BH ₃ , HOAc 2. pH 8, 4 h	 (40)	477						
		NaBH ₄ , H ₂ SO ₄ (3 M), THF, -10-20°	 (96)	154						
		1. Na(CN)BH ₃ , MeCN, 15 min 2. HOAc, pH 7, 45 min	 (82)	485						
		NaBH ₄ , MeOH, THF	 <table border="1"> <thead> <tr> <th>R</th> <th>Yield (%)</th> </tr> </thead> <tbody> <tr> <td>Me</td> <td>(15)</td> </tr> <tr> <td>Et</td> <td>(20)</td> </tr> </tbody> </table>	R	Yield (%)	Me	(15)	Et	(20)	489
R	Yield (%)									
Me	(15)									
Et	(20)									
		1. EtOH, 0°, 20 min 2. BH ₃ ·pyridine, 0° to rt, 3 h	 (43)	303						

127

TABLE IA. FORMALDEHYDE (Continued)

F. Hydrazines and Hydroxylamines

Aldehyde	Amine	Conditions	Product(s) and Yield(s) (%)	Refs.
		1. EtOH, 0° 2. BD ₃ •pyridine, 0° to rt, 1.5 h	(27)	303
		1. Dilute HCl, pH 6, MeOH 2. Na(CN)BH ₃ , dilute HCl, pH 6, 3 h	(51)	491
		1. Na(CN)BH ₃ , MeCN, 15 min 2. HOAc, pH 7, 45 min	(90)	485
		Na(CN)BH ₃ , HCl, pH 4-6, MeOH, 0° to rt	R Me (64) CH ₂ CO ₂ Me (78)	507
		Na(CN)BH ₃ , HCl, pH 4-6, MeOH, 0° to rt	R Me (67) <i>i</i> -Pr (80) <i>i</i> -Bu (86) CH ₂ CO ₂ Me (78) Bn (82)	507
		1. Na(CN)BH ₃ , MeCN, 15 min 2. HOAc, pH 7, 45 min	(60)	479
		1. KOH (10%) in MeOH, pH 6, MeOH 2. Na(CN)BH ₃ , MeOH	R H (59) Cl (73)	503
		1. KOH (10%) in MeOH, pH 6, MeOH 2. Na(CN)BH ₃ , HCl (5%) in MeOH, MeOH, pH 6, 3 h	(63)	497
		1. Na(CN)BH ₃ , MeCN, 0°, 0.5 h 2. HOAc, 25°, pH 7	(30)	486
		Na(CN)BH ₃ , HOAc, pH 7, MeCN, 0° to rt, 1.5 h	(99)	484
		1. KOH (10%), pH 6, MeOH 2. Na(CN)BH ₃ , pH 6	(92)	500

TABLE IA. FORMALDEHYDE (Continued)

F. Hydrazines and Hydroxylamines

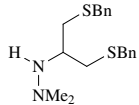
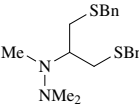
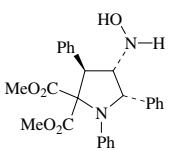
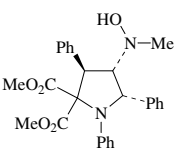
Aldehyde	Amine	Conditions	Product(s) and Yield(s) (%)	Refs.
		1. Na(CN)BH ₃ , MeCN, 1 h 2. HOAc, pH 7, 30 min	 (89)	482
		1. MeOH, reflux, 30 min 2. NaBH ₄ , rt	 (76)	502

TABLE IB. ALIPHATIC ALDEHYDES


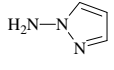
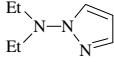
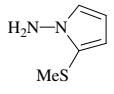
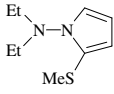

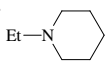
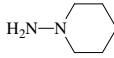
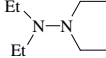
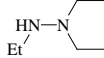
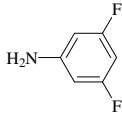
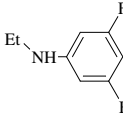
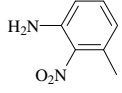
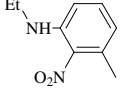
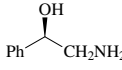
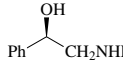
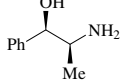
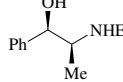
Aldehyde	Amine	Conditions	Product(s) and Yield(s) (%)	Refs.
C ₂ 		1. MeOH, rt 2. NaBH ₄ , <45° 3. Reflux, 0.5 h 4. rt, overnight	 (84)	488
		1. THF:MeOH (1:4), reflux, 30 min 2. NaBH ₄ , <20° 3. rt, 2 h	 (84)	488
		1. HOAc, NaOAc•3H ₂ O, H ₂ O, 0° 2. NaBH ₄ , 15 min 3. MeCHO, 15 min	 (53)	20
		Na(CN)BH ₃ , MeCN, pH 8, 2-4 h	 (30) +  (30)	477
		Na(CN)BH ₃ , ZnCl ₂	 (88)	1342
		1. Na(CN)BH ₃ , HOAc, MeOH, 8 h 2. 15 h	 (65)	1343
		NaBH ₄ , EtOH, 1 h	 (64)	1344
	NaBH ₄ , EtOH, 1 h	 (76)	1344	

TABLE IB. ALIPHATIC ALDEHYDES (Continued)

Aldehyde	Amine	Conditions	Product(s) and Yield(s) (%)	Refs.
		NaBH ₄ , MeOH, 24 h	 R H (23) F (31)	1220
		Na(CN)BH ₃ , HCl (0.2 M), H ₂ O, pH 4.4, 7 h	(80)	475
		Na(CN)BH ₃ , MeCN, 0-25°, 15 min	(66)	1345
		Na(CN)BH ₃ , MeOH, HCl (12 N), 48 h	(68)	480
		1. Na(CN)BH ₃ , MeCN, 15 min 2. HOAc, 2 h	(76)	1346
		1. MeOH 2. NaBH ₄	(—)	1002
		1. MeOH, HOAc, 15 min 2. Na(CN)BH ₃ , 1 h 3. MeCHO, Na(CN)BH ₃ , 15 min	(83)	1347
		Na(CN)BH ₃ in MeCN, HOAc, MeCN	 R ¹ R ² Me Et (40) Et H (92)	1179
		1. Na(CN)BH ₃ in MeCN, 30 min 2. HOAc, 2 h 3. MeCHO, Na(CN)BH ₃ , 3 h	(42)	1179
		NaBH(OAc) ₃ , HOAc, DCE, 5 h	(91)	1228
		Na(CN)BH ₃ , Na ₂ S ₂ O ₄ , NaOAc (0.5 M), H ₂ O, 3 h	(90)	1340
		1. Na(CN)BH ₃ , MeCN, 24 h 2. Na(CN)BH ₃ , MeCHO, 24 h	(52)	1348
		Na(CN)BH ₃ , MeOH, 0° to rt, overnight	 R Et (43) <i>i</i> -Pr (83)	476
		Na(CN)BH ₃	(—)	1200

Ar = 3,5-(MeO)₂C₆H₂OH-4

TABLE IB. ALIPHATIC ALDEHYDES (Continued)

Aldehyde	Amine	Conditions	Product(s) and Yield(s) (%)	Refs.
		Na(CN)BH ₃ , MeOH, TFA, 23°, 30 min	 $\frac{n}{3 \text{ (94)}}$ $\frac{n}{5 \text{ (93)}}$	1099
		Na(CN)BH ₃ , pyridine:HOAc (1:1), overnight	 (24)	1074
		1. MeOH (abs), 5 min 2. Na(CN)BH ₃ , MgSO ₄ , 1 h	 (95-98)	78, 80
C_{2-3} 		Na(CN)BH ₃	 (-) R = Me, Et	1349
		1. MeOH, 0°, 10 min 2. Na(CN)BH ₃ , 12 h	 $\frac{R}{Me \text{ (73)}}$ Et (79)	660
		1. NaBH(OAc) ₃ , HOAc, CH ₂ Cl ₂ , 8 h 2. HOAc, pH 7, 45 min	 $\frac{R}{Me \text{ (-)}}$ Et (-)	648
		1. Na(CN)BH ₃ , MeCN, 15 min 2. HOAc, pH 7, 45 min	 $\frac{R}{Me \text{ (80)}}$ Et (60)	479
		Na(CN)BH ₃ , MeOH	 $\frac{R}{Me \text{ (87)}}$ Et (34)	1325
		1. NaOAc, HOAc, EtOH, H ₂ O, 0-5°, 5 min 2. NaBH ₄ , 30 min	 $\frac{R}{Me \text{ (88)}}$ Et (90)	336
		Na(CN)BH ₃ , HOAc, pH 5.2, MeOH:CHCl ₃ (10:3), 4 h	 $\frac{R^1 \quad R^2}{Me \quad Me \text{ (50)}}$ Et Me (71) Et <i>i</i> -Pr (55)	1059

TABLE IB. ALIPHATIC ALDEHYDES (Continued)

Aldehyde	Amine	Conditions	Product(s) and Yield(s) (%)	Refs.
C _{2,4} 		Na(CN)BH ₃ , HOAc, MeOH, 0° to rt, 2 h	 R _____ Me (68) <i>n</i> -Pr (78)	1350
		Na(CN)BH ₃ , MeOH, HCl in MeOH, pH 4-6, 0-25°	 R _____ Me (78) <i>i</i> -Pr (77)	507
		Na(CN)BH ₃ , MeOH, HCl in MeOH, pH 4-6, 0-25°	 R _____ Me (90) <i>i</i> -Pr (71)	507
		NaBH(OAc) ₃ , CH ₂ Cl ₂ , 0° to rt, overnight	 R _____ Me (61) HO(CH ₂) ₃ (—)	470
	Ar = 4-BnOC ₆ H ₄			
H-C(=O)-R ¹		NaBH ₄ , MeOH, THF	 R ¹ R ² R ³ Me H Me (76)	489
			Me NO ₂ Me (67)	
			Me Me Me (71)	
			Et Me Me (77)	
			Et Et Et (76)	
			Pr Me Me (80)	
			Pr Pr Pr (70)	
C _{2,5} 		1. EtOH (abs) 2. NaBH ₄ , 0°	 R ¹ R ² Me H (73) <i>i</i> -Bu Me (79)	454
		Na(CN)BH ₃ , MeOH, 16-20 h	 R ¹ R ² Me CH ₂ OH (51) Me <i>i</i> -Pr (67) Me CH ₂ CH ₂ SMe (75) Me Bn (80) Et CH ₂ OH (60) Et <i>i</i> -Pr (69) Et CH ₂ CH ₂ SMe (84) Et CH ₂ CH ₂ CO ₂ H (75) Et Bn (80) <i>i</i> -Bu CH ₂ OH (66) <i>i</i> -Bu <i>i</i> -Pr (79) <i>i</i> -Bu CH ₂ CH ₂ SMe (77) <i>i</i> -Bu CH ₂ CH ₂ CO ₂ H (77) <i>i</i> -Bu Bn (82)	676

TABLE IB. ALIPHATIC ALDEHYDES (Continued)

Aldehyde	Amine	Conditions	Product(s) and Yield(s) (%)	Refs.																																																																								
C _{2.6} 		NaBH ₄ , H ₂ SO ₄ (3 M), THF, 0-5°, 100-200 min	 <table border="1"> <thead> <tr> <th>R¹</th> <th>R²</th> <th>R³</th> <th></th> </tr> </thead> <tbody> <tr><td>Me</td><td>H</td><td>2-NO₂</td><td>(77)</td></tr> <tr><td>Me</td><td>H</td><td>4-NO₂</td><td>(82)</td></tr> <tr><td>Me</td><td>Bn</td><td>4-Me</td><td>(92)</td></tr> <tr><td>Et</td><td>H</td><td>4-Br</td><td>(91)</td></tr> <tr><td>Et</td><td>H</td><td>2-NO₂</td><td>(16)</td></tr> <tr><td>Et</td><td>H</td><td>3-NO₂</td><td>(90)</td></tr> <tr><td>Et</td><td>H</td><td>4-NO₂</td><td>(80)</td></tr> <tr><td>Et</td><td>H</td><td>2-CO₂Me</td><td>(87)</td></tr> <tr><td>Et</td><td>H</td><td>2,6-(Pr-<i>i</i>)₂</td><td>(89)</td></tr> <tr><td>Et</td><td>Me</td><td>H</td><td>(92)</td></tr> <tr><td>Pr</td><td>H</td><td>4-NO₂</td><td>(87)</td></tr> <tr><td>Pr</td><td>H</td><td>3,4,5-F₃</td><td>(90)</td></tr> <tr><td>Pr</td><td>Me</td><td>H</td><td>(91)</td></tr> <tr><td>Pr</td><td><i>i</i>-Pr</td><td>4-NO₂</td><td>(63)</td></tr> <tr><td>Pr</td><td>CH₂CH=CHMe</td><td>4-CO₂Me</td><td>(92)</td></tr> <tr><td>Bu</td><td>H</td><td>4-NO₂</td><td>(87)</td></tr> <tr><td><i>n</i>-C₃H₁₁</td><td>Me</td><td>H</td><td>(91)</td></tr> </tbody> </table>	R ¹	R ²	R ³		Me	H	2-NO ₂	(77)	Me	H	4-NO ₂	(82)	Me	Bn	4-Me	(92)	Et	H	4-Br	(91)	Et	H	2-NO ₂	(16)	Et	H	3-NO ₂	(90)	Et	H	4-NO ₂	(80)	Et	H	2-CO ₂ Me	(87)	Et	H	2,6-(Pr- <i>i</i>) ₂	(89)	Et	Me	H	(92)	Pr	H	4-NO ₂	(87)	Pr	H	3,4,5-F ₃	(90)	Pr	Me	H	(91)	Pr	<i>i</i> -Pr	4-NO ₂	(63)	Pr	CH ₂ CH=CHMe	4-CO ₂ Me	(92)	Bu	H	4-NO ₂	(87)	<i>n</i> -C ₃ H ₁₁	Me	H	(91)	159, 160
R ¹	R ²	R ³																																																																										
Me	H	2-NO ₂	(77)																																																																									
Me	H	4-NO ₂	(82)																																																																									
Me	Bn	4-Me	(92)																																																																									
Et	H	4-Br	(91)																																																																									
Et	H	2-NO ₂	(16)																																																																									
Et	H	3-NO ₂	(90)																																																																									
Et	H	4-NO ₂	(80)																																																																									
Et	H	2-CO ₂ Me	(87)																																																																									
Et	H	2,6-(Pr- <i>i</i>) ₂	(89)																																																																									
Et	Me	H	(92)																																																																									
Pr	H	4-NO ₂	(87)																																																																									
Pr	H	3,4,5-F ₃	(90)																																																																									
Pr	Me	H	(91)																																																																									
Pr	<i>i</i> -Pr	4-NO ₂	(63)																																																																									
Pr	CH ₂ CH=CHMe	4-CO ₂ Me	(92)																																																																									
Bu	H	4-NO ₂	(87)																																																																									
<i>n</i> -C ₃ H ₁₁	Me	H	(91)																																																																									
C _{2.7} 		1. EtOH, 10-15 min 2. NaBH ₄ , 0° or 25°, 5-15 min	 <table border="1"> <thead> <tr> <th>R¹</th> <th>R²</th> <th>R³</th> <th></th> </tr> </thead> <tbody> <tr><td>Me</td><td>H</td><td>H</td><td>(76)</td></tr> <tr><td><i>i</i>-Pr</td><td>Me</td><td>Ph</td><td>(76)</td></tr> <tr><td><i>i</i>-Bu</td><td>H</td><td>Me</td><td>(81)</td></tr> <tr><td>C₆H₁₃</td><td>Me</td><td>Ph</td><td>(84)</td></tr> </tbody> </table>	R ¹	R ²	R ³		Me	H	H	(76)	<i>i</i> -Pr	Me	Ph	(76)	<i>i</i> -Bu	H	Me	(81)	C ₆ H ₁₃	Me	Ph	(84)	454																																																				
R ¹	R ²	R ³																																																																										
Me	H	H	(76)																																																																									
<i>i</i> -Pr	Me	Ph	(76)																																																																									
<i>i</i> -Bu	H	Me	(81)																																																																									
C ₆ H ₁₃	Me	Ph	(84)																																																																									
C _{2.8} 		1. NaOAc•3H ₂ O, HOAc, H ₂ O, 0°, 30 min 2. NaBH ₄ , 30 min	 <table border="1"> <thead> <tr> <th>R</th> <th>I</th> <th>II</th> </tr> </thead> <tbody> <tr><td>Me</td><td>(0)</td><td>(—)</td></tr> <tr><td>Et</td><td>(—)</td><td>(—)</td></tr> <tr><td><i>n</i>-heptyl</td><td>(—)</td><td>(—)</td></tr> </tbody> </table>	R	I	II	Me	(0)	(—)	Et	(—)	(—)	<i>n</i> -heptyl	(—)	(—)	453																																																												
R	I	II																																																																										
Me	(0)	(—)																																																																										
Et	(—)	(—)																																																																										
<i>n</i> -heptyl	(—)	(—)																																																																										
		Na(CN)BH ₃ , phosphate buffer (0.1 M), 30 min	 R = Me, Et, <i>n</i> -Pr, <i>n</i> -Bu, pentyl, hexyl, heptyl, Bn	(—) 1351																																																																								
		Na(CN)BH ₃ , MeOH, NaOAc	 <table border="1"> <thead> <tr> <th>R</th> <th></th> </tr> </thead> <tbody> <tr><td>Me</td><td>(45)</td></tr> <tr><td>Pr-<i>i</i></td><td>(50)</td></tr> <tr><td>Bn</td><td>(40)</td></tr> </tbody> </table>	R		Me	(45)	Pr- <i>i</i>	(50)	Bn	(40)	803																																																																
R																																																																												
Me	(45)																																																																											
Pr- <i>i</i>	(50)																																																																											
Bn	(40)																																																																											

TABLE IB. ALIPHATIC ALDEHYDES (Continued)

Aldehyde	Amine	Conditions	Product(s) and Yield(s) (%)	Refs.
C ₂₋₉ 		1. NaOAc, HOAc, H ₂ O:acetone (2:5), -20° 2. NaBH ₄ , -3°, 20 min 3. Aldehyde, NaBH ₄ , -3-25°	 R Me (20) Et (47) Pr (47) CH ₂ CH ₂ Ph (16)	414
C ₂₋₁₁ 		1. Sodium phosphate buffer (0.5 M), HCl (6 N), pH 5 2. Na(CN)BH ₃	 R Me 19 h (7) Et 3 h (56) Pr 24 h (17) CH ₂ CH ₂ OMe 1 h (22) CH ₂ CH ₂ SMe 5 h (13) C(Me) ₂ CH ₂ OH 11 h (16) 4-cyclohexyl 1 h (14) CH ₂ CH ₂ Ph 10 min (43) 1 h (16)	335
C ₃ 		1. MS 3 Å, reflux, 6 h 2. NaBH ₄ , HOAc, 26 h 3. NaBH ₄ , 18 h	 (58)	167
		Na(CN)BH ₃ , HCl (5 eq)	 (53)	698
	"	1. HCl (5 eq), 20 min 2. Na(CN)BH ₃	 <i>cis</i> (48) <i>trans</i> (48)	698
		1. MeOH, rt, 5 h 2. Zn(BH ₄) ₂ , 0° to rt, 4 h	 (62)	209
		1. Na(CN)BH ₃ , KOH, MeOH, 10 min 2. 15 min 3. HOAc, 72 h	 (58)	1354
		Na(CN)BH ₃ , MeOH	 (36) + (17)	691
		Na(CN)BH ₄ , AcOH, MeOH, 0° to rt, 5 h	 (74) + (10)	768
		NaBH(OAc) ₃ , HOAc, DCE	 R (89) S (90)	1352
		HOAc, pH 4-5, THF-MeOH (1:1), Na(CN)BH ₃ , overnight	 <i>cis</i> -(3aR)-(-) (83) <i>trans</i> -(3aR)-(-) (73) <i>trans</i> -(3aS)-(+) (63)	1054, 1353

TABLE IB. ALIPHATIC ALDEHYDES (Continued)

Aldehyde	Amine	Conditions	Product(s) and Yield(s) (%)	Refs.
		Na(CN)BH ₃ , MeCN	 (—) + (—)	686
		Na(CN)BH ₃ , bromothymol blue, methanolic HCl, 18 h	 (39)	490
		Na(CN)BH ₃ , MS 4 Å, MeOH, 15-18 h	 R H (70) Me (67)	856
		Na(CN)BH ₃ , MeOH, methanolic HCl, pH 6, 30 min	 (90)	690
		1. NaBH ₄ , NaOAc, HOAc, EtOH (abs), 0°, 20 min 2. EtCHO, NaBH ₄ , 30 min	 (88)	1135
		Na(CN)BH ₃ , AcOH, MeOH, 0° to rt, 5 h	 (—)	1355
		Na(CN)BH ₃ , MeOH, overnight	 R ¹ R ² H Me (78) Me H (95)	1356
		Na(CN)BH ₃ , HOAc, MeOH, overnight	 (46)	1259
		Na(CN)BH ₃ , HOAc, pH 7, MeCN, 3 h	 (63)	1357
		Na(CN)BH ₃ , MeOH, 14 h	 (—)	1358

TABLE IB. ALIPHATIC ALDEHYDES (Continued)

Aldehyde	Amine	Conditions	Product(s) and Yield(s) (%)	Refs.
		NaBH(OAc) ₃ , HOAc, CH ₂ Cl ₂	 R 4-ClC ₆ H ₄ (55) 4-AcC ₆ H ₄ (55) 4-MeC(=NOH)C ₆ H ₄ (55)	1359
		Na(CN)BH ₃	 (43)	1285
		Ar = 3,4-(MeO) ₂ C ₆ H ₃ Ph		
		1. MeOH, rt, 5 h 2. Zn(BH ₄) ₂ , 0° to rt, 4 h	 (-)	1360
		Ar =		
		1. EtOH, 45 min 2. NaBH ₄ , 30 min	 (48)	1361
		1. NaOH (10 N aq), methyl orange, pH 3, MeOH 2. Na(CN)BH ₃ , HCl (2 N) in MeOH, pH 3, 18 h	 (50)	509
		1. MeOH, HOAc, pH 5, 2 h 2. Na(CN)BH ₃ , 0° 3. rt, 44 h - 9 d	 R ¹ R ² Et H (-) Et Pr (-) Pr H (-)	1362
		Na(CN)BH ₃ , MeOH, 0° to rt, overnight	 R ¹ R ² Et Bn (90) c-Pr Boc (75)	476
		Na(CN)BH ₃ , MeOH, HOAc	 (-) R ³ = R ¹ = Et, Pr	699

TABLE IB. ALIPHATIC ALDEHYDES (Continued)

Aldehyde	Amine	Conditions	Product(s) and Yield(s) (%)	Refs.												
		Na(CN)BH ₃ , MeOH, 0° to rt, overnight	 R ¹ = Et, <i>i</i> -Pr	70												
C ₃₋₅			 <table border="1"> <thead> <tr> <th>R</th> <th>Yield (%)</th> </tr> </thead> <tbody> <tr> <td>α Et</td> <td>(86)</td> </tr> <tr> <td>β Et</td> <td>(83)</td> </tr> <tr> <td>α <i>i</i>-Bu</td> <td>(69)</td> </tr> <tr> <td>β <i>i</i>-Bu</td> <td>(51)</td> </tr> </tbody> </table>	R	Yield (%)	α Et	(86)	β Et	(83)	α <i>i</i> -Bu	(69)	β <i>i</i> -Bu	(51)	167		
R	Yield (%)															
α Et	(86)															
β Et	(83)															
α <i>i</i> -Bu	(69)															
β <i>i</i> -Bu	(51)															
		Na(CN)BH ₃ , TMOF, 1 h	 <table border="1"> <thead> <tr> <th>R</th> <th>Yield (%)</th> </tr> </thead> <tbody> <tr> <td>Et</td> <td>(77)</td> </tr> <tr> <td><i>i</i>-Pr</td> <td>(69)</td> </tr> <tr> <td><i>t</i>-Bu</td> <td>(80)</td> </tr> </tbody> </table>	R	Yield (%)	Et	(77)	<i>i</i> -Pr	(69)	<i>t</i> -Bu	(80)	344				
R	Yield (%)															
Et	(77)															
<i>i</i> -Pr	(69)															
<i>t</i> -Bu	(80)															
C ₃₋₈			 <table border="1"> <thead> <tr> <th>R</th> <th>Yield (%)</th> </tr> </thead> <tbody> <tr> <td>Me</td> <td>(51)</td> </tr> <tr> <td>Et</td> <td>(45)</td> </tr> <tr> <td><i>n</i>-Pr</td> <td>(32)</td> </tr> <tr> <td><i>i</i>-Pr</td> <td>(47)</td> </tr> <tr> <td>Bn</td> <td>(40)</td> </tr> </tbody> </table>	R	Yield (%)	Me	(51)	Et	(45)	<i>n</i> -Pr	(32)	<i>i</i> -Pr	(47)	Bn	(40)	468
R	Yield (%)															
Me	(51)															
Et	(45)															
<i>n</i> -Pr	(32)															
<i>i</i> -Pr	(47)															
Bn	(40)															
		NaBH(OAc) ₃ , HOAc, DCE, rt	 (-) 1363													
C ₃₋₉		NaBH(OAc) ₃ , TEA, DCE, 3 d	 <table border="1"> <thead> <tr> <th>R</th> <th>Yield (%)</th> </tr> </thead> <tbody> <tr> <td>C₂H₅</td> <td>(63)</td> </tr> <tr> <td><i>n</i>-C₆H₁₃</td> <td>(52)</td> </tr> <tr> <td><i>n</i>-C₈H₁₇</td> <td>(40)</td> </tr> </tbody> </table>	R	Yield (%)	C ₂ H ₅	(63)	<i>n</i> -C ₆ H ₁₃	(52)	<i>n</i> -C ₈ H ₁₇	(40)	270				
R	Yield (%)															
C ₂ H ₅	(63)															
<i>n</i> -C ₆ H ₁₃	(52)															
<i>n</i> -C ₈ H ₁₇	(40)															
C ₃₋₁₈		Me(CN)BH ₃ , MeOH, HCl (5 eq), 16 h	 <table border="1"> <thead> <tr> <th>R</th> <th>I</th> <th>II</th> </tr> </thead> <tbody> <tr> <td>Et</td> <td>(53)</td> <td>(0)</td> </tr> <tr> <td>Bz</td> <td>(57)</td> <td>(0)</td> </tr> </tbody> </table> (49) (3)	R	I	II	Et	(53)	(0)	Bz	(57)	(0)	698			
R	I	II														
Et	(53)	(0)														
Bz	(57)	(0)														
		Me(CN)BH ₃ , MeOH, HCl (5 eq), 16 h	 <table border="1"> <thead> <tr> <th>R</th> <th>I</th> <th>II</th> </tr> </thead> <tbody> <tr> <td>Bz</td> <td>(49)</td> <td>(17)</td> </tr> </tbody> </table> (35) (22)	R	I	II	Bz	(49)	(17)	698						
R	I	II														
Bz	(49)	(17)														

TABLE IB. ALIPHATIC ALDEHYDES (Continued)


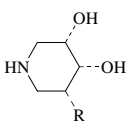
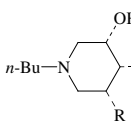
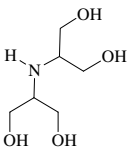
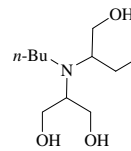
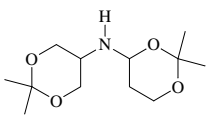
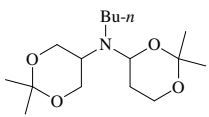
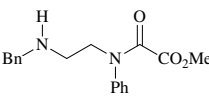
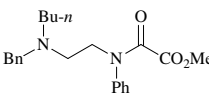
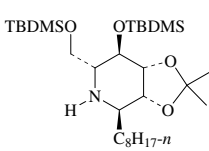
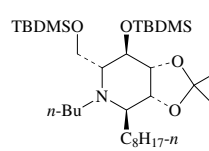

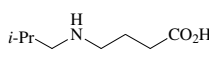
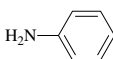
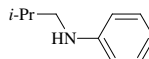
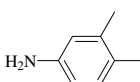
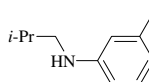
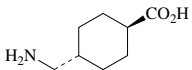
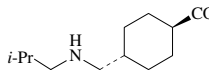
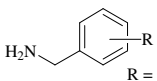
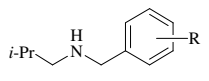
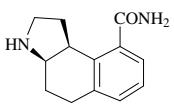
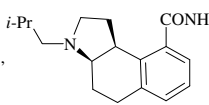
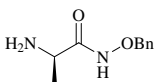
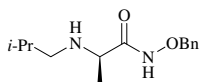
Aldehyde	Amine	Conditions	Product(s) and Yield(s) (%)	Refs.	
		BH ₃ •pyridine phosphate buffer, pH 7.2, 12 h		$\frac{R}{OH}$ (80) Me (80)	54
		Na(CN)BH ₃ , DCE		(—)	714
		Na(CN)BH ₃ , DCE		(79)	714
		NaBH(OAc) ₃ , DCE, MS 4 Å, 0°, 30 min		(75)	280
		NaBH(OAc) ₃ , DCE, MS 4 Å, 0°, 30 min		(—)	1364
	H ₂ N-CH ₂ -CH ₂ -CH ₂ -CO ₂ H	Na(CN)BH ₃ , pH 6, MeOH:H ₂ O (1:1)		(—)	1045
		1. MeOH, 15 min 2. Na(CN)BH ₃ in MeOH, 30 min 3. 30 min		(78)	1365
		1. Ti(OPr- <i>i</i>) ₄ , 30 min 2. Na(CN)BH, EtOH, 12 h		(68)	98
		Na(CN)BH ₃ , pH 6, MeOH:H ₂ O (1:1)		(—)	1045
	 R = 3-CO ₂ H, 4-CO ₂ H	Na(CN)BH ₃ , pH 6, MeOH:H ₂ O (1:1)		(—)	1045
		Na(CN)BH ₃ , HOAc, pH <5, THF:MeCN (3:1), 24 h		(90)	854
		Na(CN)BH ₃ , DMF, HOAc, THF		(80)	694

TABLE IB. ALIPHATIC ALDEHYDES (Continued)

Aldehyde	Amine	Conditions	Product(s) and Yield(s) (%)	Refs.
		1. Na(CN)BH ₃ , HOAc, MeOH, 0°, 4 h 2. rt, 48 h	 (—)	1366
		1. DCE, 15 min 2. HOAc 3. NaBH(OAc) ₃	 (69)	1367
		NaBH(OAc) ₃ , HOAc, DCE, 12 h	 (83)	1368
		Na(CN)BH ₃ , HCO ₂ H, pH 6-8, 2-4 h	 (—)	1369
		Na(CN)BH ₃ , HOAc, THF:MeOH (1:2), 2 d	 (18)	992
		1. Na ₂ SO ₄ (anhyd), TEA, MeOH, overnight 2. NaBH ₄ , 20 min	 (—)	171
		1. K10 Clay, 10 min, microwaves 2. NaBH ₄ /clay, H ₂ O, 30 sec, 65°, microwaves	 R ¹ R ² <i>i</i> -Pr Ph (78) <i>i</i> -Pr Ph (87) Et ₂ CH <i>n</i> -C ₁₀ H ₂₁ (86)	215
		1. EtOH (abs), 15 min 2. NaBH ₄ , 15 min	 R <i>i</i> -Pr (76) <i>n</i> -C ₆ H ₁₃ (84)	454
		NaBH(OAc) ₃ , CH ₂ Cl ₂	 R MeCH(OH)CH ₂ (—) <i>t</i> -Bu (—) <i>c</i> -C ₆ H ₁₁ CH ₂ (—)	1370
		Na(CN)BH ₃ , ZnCl ₂ , MeOH, 0.5 h, 2 h	 n R ¹ R ² 2 H Ph (78) 7 —(CH ₂) ₅ — (80)	105
		1. DCE, 15 min 2. HOAc 3. NaBH(OAc) ₃	 R ¹ R ² N ₃ CH(OH)Me D (75) N ₃ <i>i</i> -Pr L (83) N ₃ Bn L (76) Me <i>i</i> -Pr D (87) Me Bn L (79) OBn <i>i</i> -Pr D (81)	694

TABLE IB. ALIPHATIC ALDEHYDES (Continued)

Aldehyde	Amine	Conditions	Product(s) and Yield(s) (%)	Refs.
C ₅ 		1. MS 5 Å, THF, 24 h 2. Na(CN)BH ₃ , 0°, 30 min	(47)	69
		NaBH(OAc) ₃ , CH ₂ Cl ₂	(—)	1370
		1. MeOH, 10 min 2. NaBH ₄ , 6 h	(52)	1371
		Na(CN)BH ₃ , KOH, MeOH	(40)	717
		NaBH(OAc) ₃ , DCE	(85)	21
		1. KOH (6 N), pH 4.7, MeOH, H ₂ O, 0° to rt, 1 h 2. Na(CN)BH ₃ , HCl in MeOH, pH 3, 0°	(84)	1372
		Na(CN)BH ₃ , LiCl, MeOH	(—)	1373
C ₅₋₇ 		Na(CN)BH ₃ , HOAc, dry MeOH, pH 6, 2-3 h	R <i>i</i> -Bu (67) C ₆ H ₁₁ (82)	343
C ₅₋₁₂ 		1. Sodium phosphate buffer (0.5 M), HCl (6 N), pH 5 2. Na(CN)BH ₃ (1.5 eq), HCl (6 N), pH 5, 1.5-2 h	R CH ₂ CH ₂ CN (19) <i>n</i> -C ₄ H ₉ (21) <i>n</i> -C ₆ H ₁₃ (14) <i>n</i> -C ₈ H ₁₅ (24) (27) (23) (19)	335
		1. Sodium phosphate buffer (0.5 M), HCl (6 N), pH 5 2. Na(CN)BH ₃ (2.0 eq), HCl (6 N), pH 5, 0.75-1.5 h	R <i>i</i> -Bu (38) <i>n</i> -C ₅ H ₁₁ (24) CHEt ₂ (50) <i>n</i> -C ₇ H ₁₅ (11) <i>n</i> -C ₉ H ₁₉ (22) <i>n</i> -C ₁₁ H ₂₃ (34)	335
C ₆ 		BH ₃ ·pyridine, MS 4Å, MeOH, 16 h	R ¹ R ² H <i>i</i> -Bu (10) H Ph (84) H Bn (58) <i>n</i> -Bu <i>n</i> -Bu (89)	300
		BER, HCl·NEt ₃ , 95% EtOH, 1 h	(98)	1374

TABLE IB. ALIPHATIC ALDEHYDES (Continued)

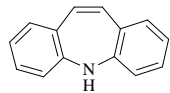
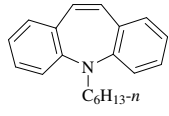
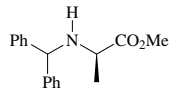
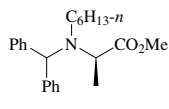
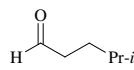
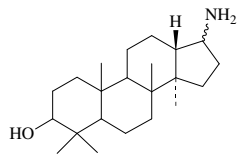
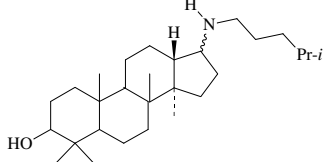
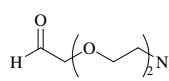
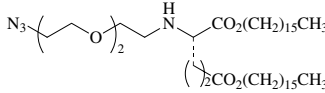
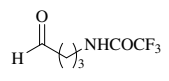
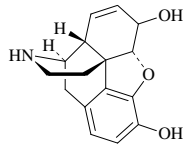
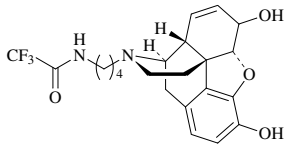

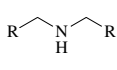

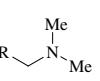



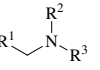

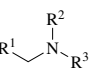
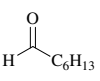

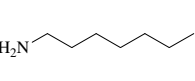
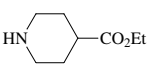
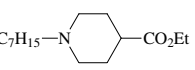
Aldehyde	Amine	Conditions	Product(s) and Yield(s) (%)	Refs.
		NaBH(OAc) ₃ , HOAc, DCE	 C ₆ H _{13-n} (82)	21
		Na(CN)BH ₃ , MS, HOAc, MeCN, pH 5-7, 3-6 h	 C ₆ H _{13-n} (91)	1255
		Na(CN)BH ₃	 Pr- <i>i</i> (—)	1375
	<i>p</i> -TsOH•H ₂ N—CO ₂ (CH ₂) ₁₅ CH ₃ ($\frac{1}{2}$ CO ₂ (CH ₂) ₁₅ CH ₃)	Na(CN)BH ₃ , THF, MeOH	 N ₃ (—) ₂ (65)	1376
		Na(CN)BH ₃ , EtOH	 CF ₃ —N— (69)	1377
C_{6-7} 	NH ₄ OAc	BER, MeOH, 0.5 h	 R $\frac{R}{n-C_5H_{11}}$ (90) $c-C_6H_{11}$ (80)	222
		BER, EtOH, Et ₃ N•HCl, 1 h	 $\frac{R}{n-C_5H_{11}}$ (95) $c-C_6H_{11}$ (93)  (92)	223
		BER, Et ₃ N•HCl, 1 h	 $\frac{R^1}{n-C_5H_{11}}$ H $\frac{R^2}{c-C_6H_{11}}$ (98) $n-C_5H_{11}$ H Ph (53) $n-C_5H_{11}$ Et Et (92) $n-C_5H_{11}$ —(CH ₂) ₅ — (98) $c-C_6H_{11}$ H $\frac{R^3}{c-C_6H_{11}}$ (94) $c-C_6H_{11}$ —(CH ₂) ₅ — (94)	222
		NaBH(OAc) ₃ , HOAc, DCE, 0.5-3 h	 $\frac{R^1}{n-C_5H_{11}}$ —(CH ₂) ₂ NPh(CH ₂) ₂ — (95) $c-C_6H_{11}$ H 4-O ₂ NC ₆ H ₄ (95) $c-C_6H_{11}$ H 4-HO ₂ CC ₆ H ₄ (85) $c-C_6H_{11}$ <i>i</i> -Pr <i>i</i> -Pr (41)	21
C_7 		1. BER, sonication, MeOH, 1 h 2. Ni(OAc) ₂ •4H ₂ O, reflux, 3 h 3. BER, Ni(OAc) ₂ •4H ₂ O, reflux, 1 h	 (70)	229
		1. BH ₃ •pyridine, EtOH, 4 h 2. Aldehyde, BH ₃ •pyridine	 $n-C_7H_{15}$ —N—CO ₂ Et (51)	225

TABLE IB. ALIPHATIC ALDEHYDES (Continued)

Aldehyde	Amine	Conditions	Product(s) and Yield(s) (%)	Refs.
		1. MS 4 Å, C ₆ H ₆ , reflux, 1 h 2. BH ₃ ·HNMe ₂ , rt, 30 min	 R NEt ₂ (78) Thr-D-Val-Pro-Sar-MeVal (82)	308
	H ₂ NCH ₂ CH ₂ CO ₂ H	Na(CN)BH ₃ , pH 6, MeOH:H ₂ O (1:1)	(—)	1045
		NaBH(OAc) ₃ , THF, 2 h	(74)	21
	H ₂ NCH ₂ CH ₂ NEt ₂	NaBH(OAc) ₃ , 18 h, HOAc, CH ₂ Cl ₂	(41)	1378
		NaBH(OAc) ₃ , 28 h	(85)	15
		1. Na ₂ SO ₄ (anhyd), HOAc, 10-15 min 2. NaBH(OAc) ₃ , 2 min 3. 15 min - 1 h	(—)	278
		1. EtOH, MS, 12 h 2. NaBH ₄ , 12 h	(55)	919
	 R =			
	NH ₄ OAc	Na(CN)BH ₃ , MeOH	(—) + HN(CH ₂ CH ₂ CH ₂ P(OEt) ₂) ₂ (68)	674
		Na(CN)BH ₃ , MeOH, 4-6 h	 R H (86) Me (76)	674
C ₇₋₉		NaBH(OAc) ₃ , HOAc, DCE, 0.6-72 h	 R ¹ R ² C ₆ H ₁₁ 2-thiazolyl (60) 21 C ₆ H ₁₁ 4-NO ₂ C ₆ H ₄ (95) C ₆ H ₁₁ 2,4-Cl ₂ C ₆ H ₃ (96) (CH ₂) ₂ Ph 2,4-Cl ₂ C ₆ H ₃ (70)	
		1. Ti(OPr- <i>i</i>) ₄ , NEt ₃ , EtOH, 9-10 h 2. NaBH ₄ , 10 h	 R <i>n</i> -C ₅ H ₁₁ (88) Ph (90) Bn (90)	192

TABLE IB. ALIPHATIC ALDEHYDES (Continued)

Aldehyde	Amine	Conditions	Product(s) and Yield(s) (%)	Refs.																							
C_{7-27} 		NaBH(OAc) ₃ , DCE		21																							
R^1	R^2 R^3	Temp																									
<i>c</i> -C ₆ H ₁₁	H Bn	1 h	(98)																								
<i>c</i> -C ₆ H ₁₁	H Ph	24 h	(95)																								
<i>c</i> -C ₆ H ₁₁	Et Et	30 min	(95)																								
<i>c</i> -C ₆ H ₁₁	—(CH ₂) ₂ O(CH ₂) ₂ —	1 h	(86)																								
<i>c</i> -C ₆ H ₁₁	<i>i</i> -Pr <i>i</i> -Pr	3 h	(68)																								
1,1',2-tris(norsqualenyl)	Et Et	1.5 h	(98)																								
1,1',2-tris(norsqualenyl)	<i>i</i> -Pr <i>i</i> -Pr	1.5 h	(91)																								
C_8 		1. HOAc:light petroleum (2:7), 2 h 2. BH ₃ ·pyridine, 10 min 3. 2 h	 I + II <table border="1"><tr><td>R</td><td>I</td><td>II</td></tr><tr><td><i>c</i>-C₆H₁₁</td><td>(82)</td><td>(18)</td></tr><tr><td>C₈H₁₇</td><td>(54)</td><td>(46)</td></tr></table>	R	I	II	<i>c</i> -C ₆ H ₁₁	(82)	(18)	C ₈ H ₁₇	(54)	(46)	22														
R	I	II																									
<i>c</i> -C ₆ H ₁₁	(82)	(18)																									
C ₈ H ₁₇	(54)	(46)																									
		1. Ti(OPr- <i>i</i>) ₄ , Et ₃ N, EtOH, 8 h 2. NaBH ₄ , 7 h	(81)	194																							
		Na(CN)BH ₃	(—)	498																							
		Na(CN)BH ₃ , MS 3 Å, MeOH, 3 h	(67)	1379																							
		Na(CN)BH ₃ , HCl (5 eq)	I (57) + II (0) + III (trace)	698																							
		1. HCl (5 eq), 20 min 2. Na(CN)BH ₃	I (12) + <i>cis</i> -III (8.5) + <i>trans</i> -III (34)	698																							
		Na(CN)BH ₃ , HCl (0.5 eq)	I (44) + II (17)	698																							
		1. HCl (0.5 eq) 2. Na(CN)BH ₃	I (44) + II (17)	698																							
		1. NaBH ₄ , DMF, 100°, 2 h 2. NaBH ₄ , overnight	<table border="1"><tr><td>M</td><td>m</td><td>n</td></tr><tr><td>Cr</td><td>0</td><td>0</td><td>(—)</td></tr><tr><td>Mo</td><td>0</td><td>0</td><td>(—)</td></tr><tr><td>Cr</td><td>1</td><td>0</td><td>(—)</td></tr><tr><td>Mo</td><td>1</td><td>0</td><td>(—)</td></tr><tr><td>W</td><td>1</td><td>1</td><td>(—)</td></tr></table>	M	m	n	Cr	0	0	(—)	Mo	0	0	(—)	Cr	1	0	(—)	Mo	1	0	(—)	W	1	1	(—)	175
M	m	n																									
Cr	0	0	(—)																								
Mo	0	0	(—)																								
Cr	1	0	(—)																								
Mo	1	0	(—)																								
W	1	1	(—)																								
		1. NaOAc·3H ₂ O, HOAc, MeOH, H ₂ O, 0°, 3 min 2. NaBH ₄	(—)	453																							
		1. Na(CN)BH ₃ , MS 3 Å, MeOH, 0° 2. rt, 8 h	(71)	1380																							

TABLE IB. ALIPHATIC ALDEHYDES (Continued)

Aldehyde	Amine	Conditions	Product(s) and Yield(s) (%)	Refs.
		1. Na(CN)BH ₃ , MS 3 Å, HCl (0.5 N)/MeOH, 30 min 2. 25°, 22 h	 (44)	1381
		1. NaOH (1 M), pH 7, MeOH:H ₂ O (1:1) 2. Na(CN)BH ₃ , 3 h 3. 24 h		(—) 1382
		1. MeOH, 4 h 2. NaBH ₄ , 4 h	 (75)	1383
		BH ₃ ·pyridine, HOAc, MeOH:CH ₂ Cl ₂ (1:1), reflux, 3 h		(—) 1146
		Na(CN)BH ₃ , MeOH		(—) 1384
		1. TEA, pH 8, MeOH 2. Na(CN)BH ₃ /MeOH, 13 h		(—) 1385
		Na(CN)BH ₃ , pH 6-7	 (60)	808, 1386
		Na(CN)BH ₃ , pH 6	 (50)	1387
		Na(CN)BH ₃ , pH 6	 (58)	808, 1387
		Na(CN)BH ₃ , MeOH, 16 h	 (58)	1388
		1. KOH, pH 6, MeOH 2. Na(CN)BH ₃ , MeOH, 48 h		(—) 1389
		1. KOH, HCl/MeOH, pH 6, MeOH, 15 min 2. Na(CN)BH ₃ , 4 h	 (—)	808, 1390

TABLE IB. ALIPHATIC ALDEHYDES (Continued)

Aldehyde	Amine	Conditions	Product(s) and Yield(s) (%)	Refs.																																																				
		1. MS 4 Å, MeOH, Et ₃ N, 1.5 h 2. Na(CN)BH ₃ , MeOH, 48 h	 (48)	1391																																																				
		Na(CN)BH ₃ , pH 6.7, MeOH	 (56)	802																																																				
C ₈₋₉ 		NaBH(OAc) ₃ , Et ₃ N, ClCH ₂ CH ₂ Cl, rt	 <table border="1"> <thead> <tr> <th>n</th> <th>m</th> <th>Yield (%)</th> </tr> </thead> <tbody> <tr> <td>1</td> <td>1</td> <td>(66)</td> </tr> <tr> <td>1</td> <td>2</td> <td>(69)</td> </tr> <tr> <td>2</td> <td>1</td> <td>(70)</td> </tr> </tbody> </table>	n	m	Yield (%)	1	1	(66)	1	2	(69)	2	1	(70)	1392																																								
n	m	Yield (%)																																																						
1	1	(66)																																																						
1	2	(69)																																																						
2	1	(70)																																																						
		Na(CN)BH ₃ , MS 3 Å, MeOH, overnight Ar = 4-RC ₆ H ₄	 <table border="1"> <thead> <tr> <th>n</th> <th>X</th> <th>R</th> <th>Yield (%)</th> </tr> </thead> <tbody> <tr> <td>1</td> <td>CH₂</td> <td>H</td> <td>(50)</td> </tr> <tr> <td>1</td> <td>S</td> <td>H</td> <td>(40)</td> </tr> <tr> <td>2</td> <td>S</td> <td>H</td> <td>(55)</td> </tr> <tr> <td>2</td> <td>O</td> <td>F</td> <td>(35)</td> </tr> </tbody> </table>	n	X	R	Yield (%)	1	CH ₂	H	(50)	1	S	H	(40)	2	S	H	(55)	2	O	F	(35)	794																																
n	X	R	Yield (%)																																																					
1	CH ₂	H	(50)																																																					
1	S	H	(40)																																																					
2	S	H	(55)																																																					
2	O	F	(35)																																																					
		1. MS, TEA, rt, 1 h 2. Na(CN)BH ₃ , 0° to rt, 12 h	 <table border="1"> <thead> <tr> <th>R</th> <th>Yield (%)</th> </tr> </thead> <tbody> <tr> <td>Alloc</td> <td>(42)</td> </tr> <tr> <td>Boc</td> <td>(79)</td> </tr> </tbody> </table>	R	Yield (%)	Alloc	(42)	Boc	(79)	1393																																														
R	Yield (%)																																																							
Alloc	(42)																																																							
Boc	(79)																																																							
C ₈₋₁₀ 		Na(CN)BH ₃ , MeOH, Vortex or Labotron shaker	 <table border="1"> <thead> <tr> <th>n</th> <th>R¹</th> <th>R²</th> <th>Yield (%)</th> </tr> </thead> <tbody> <tr> <td>2</td> <td>NHBoc</td> <td><i>i</i>-Pr</td> <td>(26)</td> </tr> <tr> <td>2</td> <td>NHBoc</td> <td>(CH₂)₂SMe</td> <td>(25)</td> </tr> <tr> <td>3</td> <td>CO₂Bu-<i>t</i></td> <td>(CH₂)₂SMe</td> <td>(19)</td> </tr> <tr> <td>3</td> <td>CO₂Bu-<i>t</i></td> <td><i>s</i>-Bu</td> <td>(33)</td> </tr> <tr> <td>2</td> <td>SBn</td> <td>Me</td> <td>(—)</td> </tr> <tr> <td>2</td> <td>SBn</td> <td><i>n</i>-Pr</td> <td>(7)</td> </tr> <tr> <td>2</td> <td>SBn</td> <td><i>i</i>-Pr</td> <td>(25)</td> </tr> <tr> <td>2</td> <td>SBn</td> <td>(CH₂)₂SMe</td> <td>(34)</td> </tr> <tr> <td>2</td> <td>SBn</td> <td><i>s</i>-Bu</td> <td>(23)</td> </tr> <tr> <td>2</td> <td>SBn</td> <td>CH₂CONH₂</td> <td>(35)</td> </tr> <tr> <td>2</td> <td>SBn</td> <td>Ph</td> <td>(25)</td> </tr> <tr> <td>2</td> <td>SBn</td> <td>(CH₂)₂Ph</td> <td>(29)</td> </tr> </tbody> </table>	n	R ¹	R ²	Yield (%)	2	NHBoc	<i>i</i> -Pr	(26)	2	NHBoc	(CH ₂) ₂ SMe	(25)	3	CO ₂ Bu- <i>t</i>	(CH ₂) ₂ SMe	(19)	3	CO ₂ Bu- <i>t</i>	<i>s</i> -Bu	(33)	2	SBn	Me	(—)	2	SBn	<i>n</i> -Pr	(7)	2	SBn	<i>i</i> -Pr	(25)	2	SBn	(CH ₂) ₂ SMe	(34)	2	SBn	<i>s</i> -Bu	(23)	2	SBn	CH ₂ CONH ₂	(35)	2	SBn	Ph	(25)	2	SBn	(CH ₂) ₂ Ph	(29)	697
n	R ¹	R ²	Yield (%)																																																					
2	NHBoc	<i>i</i> -Pr	(26)																																																					
2	NHBoc	(CH ₂) ₂ SMe	(25)																																																					
3	CO ₂ Bu- <i>t</i>	(CH ₂) ₂ SMe	(19)																																																					
3	CO ₂ Bu- <i>t</i>	<i>s</i> -Bu	(33)																																																					
2	SBn	Me	(—)																																																					
2	SBn	<i>n</i> -Pr	(7)																																																					
2	SBn	<i>i</i> -Pr	(25)																																																					
2	SBn	(CH ₂) ₂ SMe	(34)																																																					
2	SBn	<i>s</i> -Bu	(23)																																																					
2	SBn	CH ₂ CONH ₂	(35)																																																					
2	SBn	Ph	(25)																																																					
2	SBn	(CH ₂) ₂ Ph	(29)																																																					
		1. KOAc, MS 3 Å, <i>i</i> -PrOH, 40 min 2. Na(CN)BH ₃ , 14-15 h	 <table border="1"> <thead> <tr> <th>n</th> <th>Yield (%)</th> </tr> </thead> <tbody> <tr> <td>1</td> <td>(53)</td> </tr> <tr> <td>2</td> <td>(61)</td> </tr> <tr> <td>3</td> <td>(60)</td> </tr> </tbody> </table>	n	Yield (%)	1	(53)	2	(61)	3	(60)	1037, 1394, 1395																																												
n	Yield (%)																																																							
1	(53)																																																							
2	(61)																																																							
3	(60)																																																							

TABLE IB. ALIPHATIC ALDEHYDES (Continued)


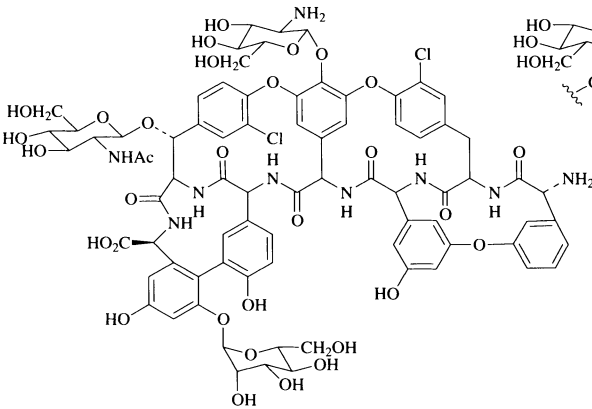

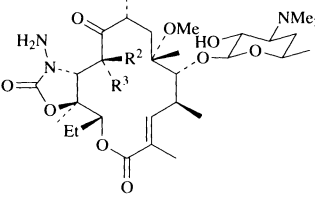
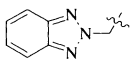
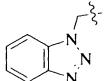







Aldehyde	Amine	Conditions	Product(s) and Yield(s) (%)	Refs.																																																																																
<p>C₈₋₁₁</p> 		<p>1. DMF, 70°, 2 h 2. Na(CN)BH₃, 70°, 2 h</p>	<p>R</p> <p>CH(Me)CH₂Bu-<i>t</i> (53) (CH₂)₈CH=CH₂ (10)</p>	1396																																																																																
<p>C₈₋₁₂</p> 		<p>Na(CN)BH₃, MeOH, HOAc, 3 h</p>	<table border="1"> <thead> <tr> <th>R¹</th> <th>R²</th> <th>R³</th> <th></th> </tr> </thead> <tbody> <tr> <td>Ph</td> <td>Me</td> <td>H</td> <td>(37)</td> </tr> <tr> <td>2-ClC₆H₄</td> <td>Me</td> <td>H</td> <td>(51)</td> </tr> <tr> <td>3-ClC₆H₄</td> <td>Me</td> <td>H</td> <td>(50)</td> </tr> <tr> <td>4-ClC₆H₄</td> <td>Me</td> <td>H</td> <td>(57)</td> </tr> <tr> <td>2,4-Cl₂C₆H₃</td> <td>Me</td> <td>H</td> <td>(36)</td> </tr> <tr> <td>4-FC₆H₄</td> <td>Me</td> <td>H</td> <td>(61)</td> </tr> <tr> <td>2-HOC₆H₄</td> <td>Me</td> <td>H</td> <td>(54)</td> </tr> <tr> <td>3-HOC₆H₄</td> <td>Me</td> <td>H</td> <td>(40)</td> </tr> <tr> <td>4-HOC₆H₄</td> <td>Me</td> <td>H</td> <td>(57)</td> </tr> <tr> <td>2-O₂NC₆H₄</td> <td>Me</td> <td>H</td> <td>(84)</td> </tr> <tr> <td>3-O₂NC₆H₄</td> <td>Me</td> <td>H</td> <td>(92)</td> </tr> <tr> <td>4-O₂NC₆H₄</td> <td>Me</td> <td>H</td> <td>(77)</td> </tr> <tr> <td></td> <td>Me</td> <td>H</td> <td>(90)</td> </tr> <tr> <td></td> <td>Me</td> <td>H</td> <td>(76)</td> </tr> <tr> <td>Bn</td> <td>H</td> <td>Me</td> <td>(47)</td> </tr> <tr> <td>4-MeOCH₂C₆H₄</td> <td>Me</td> <td>H</td> <td>(62)</td> </tr> <tr> <td>4-AcHNCH₂C₆H₄</td> <td>Me</td> <td>H</td> <td>(18)</td> </tr> <tr> <td>(4-quinoliny)CH₂</td> <td>Me</td> <td>H</td> <td>(53)</td> </tr> <tr> <td></td> <td>Me</td> <td>H</td> <td>(74)</td> </tr> </tbody> </table>	R ¹	R ²	R ³		Ph	Me	H	(37)	2-ClC ₆ H ₄	Me	H	(51)	3-ClC ₆ H ₄	Me	H	(50)	4-ClC ₆ H ₄	Me	H	(57)	2,4-Cl ₂ C ₆ H ₃	Me	H	(36)	4-FC ₆ H ₄	Me	H	(61)	2-HOC ₆ H ₄	Me	H	(54)	3-HOC ₆ H ₄	Me	H	(40)	4-HOC ₆ H ₄	Me	H	(57)	2-O ₂ NC ₆ H ₄	Me	H	(84)	3-O ₂ NC ₆ H ₄	Me	H	(92)	4-O ₂ NC ₆ H ₄	Me	H	(77)		Me	H	(90)		Me	H	(76)	Bn	H	Me	(47)	4-MeOCH ₂ C ₆ H ₄	Me	H	(62)	4-AcHNCH ₂ C ₆ H ₄	Me	H	(18)	(4-quinoliny)CH ₂	Me	H	(53)		Me	H	(74)	514
R ¹	R ²	R ³																																																																																		
Ph	Me	H	(37)																																																																																	
2-ClC ₆ H ₄	Me	H	(51)																																																																																	
3-ClC ₆ H ₄	Me	H	(50)																																																																																	
4-ClC ₆ H ₄	Me	H	(57)																																																																																	
2,4-Cl ₂ C ₆ H ₃	Me	H	(36)																																																																																	
4-FC ₆ H ₄	Me	H	(61)																																																																																	
2-HOC ₆ H ₄	Me	H	(54)																																																																																	
3-HOC ₆ H ₄	Me	H	(40)																																																																																	
4-HOC ₆ H ₄	Me	H	(57)																																																																																	
2-O ₂ NC ₆ H ₄	Me	H	(84)																																																																																	
3-O ₂ NC ₆ H ₄	Me	H	(92)																																																																																	
4-O ₂ NC ₆ H ₄	Me	H	(77)																																																																																	
	Me	H	(90)																																																																																	
	Me	H	(76)																																																																																	
Bn	H	Me	(47)																																																																																	
4-MeOCH ₂ C ₆ H ₄	Me	H	(62)																																																																																	
4-AcHNCH ₂ C ₆ H ₄	Me	H	(18)																																																																																	
(4-quinoliny)CH ₂	Me	H	(53)																																																																																	
	Me	H	(74)																																																																																	

TABLE IB. ALIPHATIC ALDEHYDES (Continued)

Aldehyde	Amine	Conditions	Product(s) and Yield(s) (%)	Refs.																																																								
C ₈₋₁₃ 		Na(CN)BH ₃	 <table border="1"> <thead> <tr> <th>n</th> <th>R¹</th> <th>R²</th> <th></th> </tr> </thead> <tbody> <tr> <td>2</td> <td>NHBoc</td> <td><i>i</i>-Pr</td> <td>(59)</td> </tr> <tr> <td>2</td> <td>NHBoc</td> <td>(CH₂)₂SMe</td> <td>(54)</td> </tr> <tr> <td>2</td> <td>NHBoc</td> <td><i>i</i>-Bu</td> <td>(46)</td> </tr> <tr> <td>2</td> <td>NHBoc</td> <td><i>s</i>-Bu</td> <td>(50)</td> </tr> <tr> <td>2</td> <td>NHBoc</td> <td>Bn</td> <td>(69)</td> </tr> <tr> <td>3</td> <td>CO₂Bu-<i>t</i></td> <td><i>s</i>-Bu</td> <td>(19)</td> </tr> <tr> <td>2</td> <td>SBn</td> <td><i>i</i>-Bu</td> <td>(59)</td> </tr> <tr> <td>2</td> <td>SBn</td> <td><i>s</i>-Bu</td> <td>(56)</td> </tr> <tr> <td>2</td> <td>SBn</td> <td>Bn</td> <td>(58)</td> </tr> <tr> <td>3</td> <td>SBn</td> <td>(CH₂)₂SMe</td> <td>(43)</td> </tr> <tr> <td>3</td> <td>SBn</td> <td>(1-formylindolyl)CH₂</td> <td>(19)</td> </tr> <tr> <td>5</td> <td>SBn</td> <td>(CH₂)₄NHBoc</td> <td>(30)</td> </tr> <tr> <td>5</td> <td>SBn</td> <td>(CH₂)₂CO₂Bn</td> <td>(56)</td> </tr> </tbody> </table>	n	R ¹	R ²		2	NHBoc	<i>i</i> -Pr	(59)	2	NHBoc	(CH ₂) ₂ SMe	(54)	2	NHBoc	<i>i</i> -Bu	(46)	2	NHBoc	<i>s</i> -Bu	(50)	2	NHBoc	Bn	(69)	3	CO ₂ Bu- <i>t</i>	<i>s</i> -Bu	(19)	2	SBn	<i>i</i> -Bu	(59)	2	SBn	<i>s</i> -Bu	(56)	2	SBn	Bn	(58)	3	SBn	(CH ₂) ₂ SMe	(43)	3	SBn	(1-formylindolyl)CH ₂	(19)	5	SBn	(CH ₂) ₄ NHBoc	(30)	5	SBn	(CH ₂) ₂ CO ₂ Bn	(56)	697
n	R ¹	R ²																																																										
2	NHBoc	<i>i</i> -Pr	(59)																																																									
2	NHBoc	(CH ₂) ₂ SMe	(54)																																																									
2	NHBoc	<i>i</i> -Bu	(46)																																																									
2	NHBoc	<i>s</i> -Bu	(50)																																																									
2	NHBoc	Bn	(69)																																																									
3	CO ₂ Bu- <i>t</i>	<i>s</i> -Bu	(19)																																																									
2	SBn	<i>i</i> -Bu	(59)																																																									
2	SBn	<i>s</i> -Bu	(56)																																																									
2	SBn	Bn	(58)																																																									
3	SBn	(CH ₂) ₂ SMe	(43)																																																									
3	SBn	(1-formylindolyl)CH ₂	(19)																																																									
5	SBn	(CH ₂) ₄ NHBoc	(30)																																																									
5	SBn	(CH ₂) ₂ CO ₂ Bn	(56)																																																									
C ₉ 		Na(CN)BH ₃ , MeOH, 2 h	(18)	1397																																																								
	HCl•H ₂ N-CH ₂ -Ph	Na(CN)BH ₃ , MS 4 Å, MeOH, 8-20 h	 <table border="1"> <thead> <tr> <th>R¹</th> <th>R²</th> <th></th> </tr> </thead> <tbody> <tr> <td>Br</td> <td>H</td> <td>(69)</td> </tr> <tr> <td>H</td> <td>Br</td> <td>(50)</td> </tr> </tbody> </table>	R ¹	R ²		Br	H	(69)	H	Br	(50)	1398																																															
R ¹	R ²																																																											
Br	H	(69)																																																										
H	Br	(50)																																																										
C ₉ 		NaBH ₄ , EtOH	 (15)	1344																																																								
		Na(CN)BH ₃ , MeOH, HOAc, 15 h	 (43)	514																																																								
		1. NaOH (20% aq), HOAc, pH 5.4, MeOH, 0°, 1 h 2. 25°, 1 h 3. Na(CN)BH ₃ , 0° 4. rt, overnight	 (96)	1399																																																								
	H ₂ N-CH ₂ -R	1. MeOH 2. NaBH ₄	 <table border="1"> <thead> <tr> <th>R</th> <th></th> </tr> </thead> <tbody> <tr> <td>4-FC₆H₄</td> <td>(—)</td> </tr> <tr> <td>CH₂CHPh₂</td> <td>(—)</td> </tr> </tbody> </table>	R		4-FC ₆ H ₄	(—)	CH ₂ CHPh ₂	(—)	982																																																		
R																																																												
4-FC ₆ H ₄	(—)																																																											
CH ₂ CHPh ₂	(—)																																																											
		Na(CN)BH ₃ , HOAc	 (74)	1400																																																								
	H ₂ N-CH ₂ -Ph	Na(CN)BH ₃ , pH 6.7, MeOH	 (63)	801																																																								

TABLE IB. ALIPHATIC ALDEHYDES (Continued)

Aldehyde	Amine	Conditions	Product(s) and Yield(s) (%)	Refs.													
		NaBH(OAc) ₃ , THF		1401													
C ₉₋₁₉		NaBH(OAc) ₃ , DCE, 3 h		<table border="1"> <tr> <td>R¹</td> <td>R²</td> <td>Yield (%)</td> </tr> <tr> <td>Boc</td> <td>allyl</td> <td>(60-80)</td> </tr> <tr> <td>Boc</td> <td>Bn</td> <td>(60-80)</td> </tr> <tr> <td>Fmoc</td> <td>allyl</td> <td>(60-80)</td> </tr> </table>	R ¹	R ²	Yield (%)	Boc	allyl	(60-80)	Boc	Bn	(60-80)	Fmoc	allyl	(60-80)	701
R ¹	R ²	Yield (%)															
Boc	allyl	(60-80)															
Boc	Bn	(60-80)															
Fmoc	allyl	(60-80)															
C ₁₀		Bu ₄ N(CN)BH ₃ , CH ₂ Cl ₂		<table border="1"> <tr> <td>R¹</td> <td>R²</td> <td>Time</td> <td>Yield (%)</td> </tr> <tr> <td>H</td> <td><i>i</i>-Pr</td> <td>42 h</td> <td>(52)</td> </tr> <tr> <td>-(CH₂)₄</td> <td>-</td> <td>2.5 h</td> <td>(64)</td> </tr> </table>	R ¹	R ²	Time	Yield (%)	H	<i>i</i> -Pr	42 h	(52)	-(CH ₂) ₄	-	2.5 h	(64)	42
R ¹	R ²	Time	Yield (%)														
H	<i>i</i> -Pr	42 h	(52)														
-(CH ₂) ₄	-	2.5 h	(64)														
		Na(CN)BH ₃ , MeOH, 46 h		(67) 42													
		1. MgSO ₄ , DMF, 100°, 2 h 2. NaBH ₄ , overnight		(-) 175													
	<i>p</i> -TsOH•H ₂ N(CH ₂) ₈ CO ₂ Bn	Na(CN)BH ₃ , MeOH, 1 h		(53) 1402													
		1. DMF, 70°, 2 h 2. Na(CN)BH ₃ , 70°, 2 h		(-) 1403													
		NH ₄ OAc	Na(CN)BH ₃		(-) 1404												
		NH ₄ OAc	Na(CN)BH ₃		(-) 1404												
		NH ₄ OAc	Na(CN)BH ₃		(37) 1405												
		Na(CN)BH ₃ , MeOH, 38 h		(37) 1405													

TABLE IB. ALIPHATIC ALDEHYDES (Continued)

Aldehyde	Amine	Conditions	Product(s) and Yield(s) (%)	Refs.
		1. MS 3 Å, dry MeOH 2. Na(CN)BH ₃ , THF	 (—)	1406
		Na(CN)BH ₃ , MeOH, 5% HOAc	 (83)	982
	H ₂ NCH ₂ CO ₂ Et	Na(CN)BH ₃ , MeOH	 (86)	345
	H ₂ NCH ₂ CO ₂ Bu- <i>t</i>	NaBH(OAc) ₃ , DCE, NEt ₃ , HOAc	 (61)	789
	"	Na(CN)BH ₃ , NEt ₃ , MeOH, 16-50°	" (85)	789
C ₁₀₋₁₂ 		1 MS 3 Å, MeOH, 30 min 2. Na(CN)BH ₃ , overnight	 R ¹ R ² H H (—) H Me (—) Me Me (—)	1407
		Na(CN)BH ₃ , HOAc, MeCN, overnight	 X C=O (—) CMe ₂ (55)	1408, 1409
C ₁₁ 		Na(CN)BH ₃	 (—)	1410
	¹⁵ NH ₄ Cl	Na(CN)BH ₃ , MeOH (abs), 72 h	 (30)	1411
Ar = 4-O ₂ NC ₆ H ₄		Na(CN)BH ₃ , MeOH, HCl in MeOH, pH 6, 18 h	 (65)	509
		Na(CN)BT ₃ , HOAc MeOH	 (—)	1411
	NH ₄ Cl	Na(CN)BH ₃ , MS 3 Å, MeCN, 136 h	 (95)	730
	NH ₄ OAc	Na(CN)BH ₃ , pH 6.5, 25°, 119 h	 I + HOCH ₂ CH ₂ CH ₂ CH ₂ CH ₂ OH II (95) I:II = 3:1	730

TABLE IB. ALIPHATIC ALDEHYDES (Continued)

Aldehyde	Amine	Conditions	Product(s) and Yield(s) (%)	Refs.																															
		Na(CN)BH ₃		(—) 1412																															
		Na(CN)BH ₃ , NaOAc, MeOH, overnight		1112																															
		1. Na ₂ SO ₄ , dry EtOH, 24 h 2. Na(CN)BH ₃ , overnight		(—) 74																															
		Na(CN)BH ₃ , TFA, MeOH, 25°, 24 h		(—) 1413																															
		1. DCE, 10 min 2. NaBH(OAc) ₃ , 3 h		(25) 1414																															
		1. DCE, 10 min 2. NaBH(OAc) ₃ , 3 h		1414																															
		1. MS 3 Å, 5 min, HOAc (1%), MeOH 2. Na(CN)BH ₃ , 3 h		<table border="1"> <thead> <tr> <th>R¹</th> <th>R²</th> <th></th> </tr> </thead> <tbody> <tr> <td>Me</td> <td>H</td> <td>(47)</td> </tr> <tr> <td>H</td> <td>Me</td> <td>(43)</td> </tr> <tr> <td>Bn</td> <td>H</td> <td>(54)</td> </tr> <tr> <td>H</td> <td>Bn</td> <td>(50)</td> </tr> </tbody> </table>	R ¹	R ²		Me	H	(47)	H	Me	(43)	Bn	H	(54)	H	Bn	(50)	505															
R ¹	R ²																																		
Me	H	(47)																																	
H	Me	(43)																																	
Bn	H	(54)																																	
H	Bn	(50)																																	
		NaBH ₄ , EtOH		<table border="1"> <thead> <tr> <th>R</th> <th></th> </tr> </thead> <tbody> <tr> <td>(CH₂)₈CH=CH₂</td> <td>(55)</td> </tr> <tr> <td>(CH₂)₁₀CH₃</td> <td>(60)</td> </tr> </tbody> </table>	R		(CH ₂) ₈ CH=CH ₂	(55)	(CH ₂) ₁₀ CH ₃	(60)	1415																								
R																																			
(CH ₂) ₈ CH=CH ₂	(55)																																		
(CH ₂) ₁₀ CH ₃	(60)																																		
		Na(CN)BH ₃ , THF, 15-20 min		<table border="1"> <thead> <tr> <th>n</th> <th>R</th> <th></th> </tr> </thead> <tbody> <tr> <td>3</td> <td><i>n</i>-Pr</td> <td>(48)</td> </tr> <tr> <td>3</td> <td>Bn</td> <td>(50)</td> </tr> <tr> <td>7</td> <td><i>n</i>-Pr</td> <td>(53)</td> </tr> <tr> <td>7</td> <td><i>n</i>-pentyl</td> <td>(60)</td> </tr> <tr> <td>7</td> <td>(CH₂)₃OH</td> <td>(60)</td> </tr> <tr> <td>7</td> <td><i>t</i>-Bu</td> <td>(52)</td> </tr> <tr> <td>7</td> <td>Bn</td> <td>(58)</td> </tr> <tr> <td>7</td> <td>(CH₂)₂NHBoc</td> <td>(48)</td> </tr> <tr> <td>7</td> <td>(CH₂)₆NHCbz</td> <td>(12)</td> </tr> </tbody> </table>	n	R		3	<i>n</i> -Pr	(48)	3	Bn	(50)	7	<i>n</i> -Pr	(53)	7	<i>n</i> -pentyl	(60)	7	(CH ₂) ₃ OH	(60)	7	<i>t</i> -Bu	(52)	7	Bn	(58)	7	(CH ₂) ₂ NHBoc	(48)	7	(CH ₂) ₆ NHCbz	(12)	462, 994
n	R																																		
3	<i>n</i> -Pr	(48)																																	
3	Bn	(50)																																	
7	<i>n</i> -Pr	(53)																																	
7	<i>n</i> -pentyl	(60)																																	
7	(CH ₂) ₃ OH	(60)																																	
7	<i>t</i> -Bu	(52)																																	
7	Bn	(58)																																	
7	(CH ₂) ₂ NHBoc	(48)																																	
7	(CH ₂) ₆ NHCbz	(12)																																	

TABLE IB. ALIPHATIC ALDEHYDES (Continued)

Aldehyde	Amine	Conditions	Product(s) and Yield(s) (%)	Refs.			
C ₁₁₋₁₈ 		1. MgSO ₄ , toluene, -10-15° 2. NaBH ₄ , MeOH, 0°	 R Me (93) OMe Ph (93)	173			
C ₁₂ 		1. <i>p</i> -TsOH·H ₂ O, toluene, reflux 2. Na(CN)BH ₃ , EtOH, bromocresol green, HCl (1 M) in EtOH, pH 6-7, 2-3 d		Na(CN)BH ₃ , TEA, EtOH, 12 h	 Ar =	1416	
		Na(CN)BH ₃ , NaOAc, MeOH, HOAc, pH 7-8, 24 h			Na(CN)BH ₃ , HOAc, pH 6, EtOH	 R ¹ R ² H n-Pr H (CH ₂) ₂ Ph Me Me Me n-Pr n-Pr allyl n-Pr n-Pr n-Pr n-Bu n-Pr (CH ₂) ₂ Ph n-Bu n-Bu -(CH ₂) ₄ - -(CH ₂) ₅ - -(CH ₂) ₂ O(CH ₂) ₂ -	1417
		1. HOAc, 10 min 2. Na(CN)BH ₃ , 1 h 3. 30 min		1070			
		1. MS 4 Å, HOAc, TEA, pH 6.5, MeOH, 3 h 2. Na(CN)BH ₃	 Ar =	1025			

TABLE IB. ALIPHATIC ALDEHYDES (Continued)

Aldehyde	Amine	Conditions	Product(s) and Yield(s) (%)	Refs.
		Na(CN)BH ₃		(—) 1418
C ₁₃ 		Na(CN)BH ₃ , THF, MeOH, 0°, 20 h		(87) 1082
		Na(CN)BH ₃ , THF, MeOH, 0°, 16 h		(70) 1082
		Na(CN)BH ₃ , MeOH		(55) 1419
		Na(CN)BH ₃ , dry MeOH, 40 min		(75) 1420
Ar = 4-MeOC ₆ H ₄				
		Na(CN)BH ₃ , MeOH, overnight		(78) 1421, 1422
		1. MS 3 Å, MeOH, 30 min 2. Na(CN)BH ₃ , overnight		(—) 1407
R ¹ = H, R ² = Me R ¹ = Me, R ² = H				
		1. Glacial HOAc, MS 3 Å, pH 6-7, MeOH, 3 h 2. Na(CN)BH ₃ , glacial HOAc, pH 6-7, 12 h		(46) 1423
		Na(CN)BH ₃ , HCl (6 N) in EtOH, MS 3 Å, MeOH, 48 h		n R 2 NMe ₂ (34) 3 Me (92) 1424
		1. MeCN, 10 h 2. Na(CN)BH ₃ , MeOH, 3-4 h		(—) 1425
R = H, OH				

TABLE IB. ALIPHATIC ALDEHYDES (Continued)

Aldehyde	Amine	Conditions	Product(s) and Yield(s) (%)	Refs.	
		Na(CN)BH ₃	 (±) (71) (S) (72)	1426	
		1. TEA, CH ₂ Cl ₂ or DCE, 15 min 2. NaBH(OAc) ₃ , 12 h	 (80)	1427, 1428	
		Na(CN)BH ₃	 (—)	1418	
		Na(CN)BH ₃ , pH 6, MeOH:H ₂ O (1:1)	 (—)	1045	
C ₁₃₋₁₄			Na(CN)BH ₃ , pH 6	 R Me (62) Et (68)	808, 1429
		1. KOH (5%) in MeOH, pH 6, MeOH 2. Na(CN)BH ₃ , HCl (5%) in MeOH, pH 5-6, 50 min	 R Me (65) CO ₂ Me (56)	287, 288, 289	
C ₁₃₋₁₅			Na(CN)BH ₃ , MeOH, overnight	 R Me (1S, 2R) (80) Me (1R, 2S) (76) Et (1S, 2R) (89) Et (1R, 2S) (78) <i>i</i> -Pr (1S, 2R) (84) <i>i</i> -Pr (1R, 2S) (73)	1430
C ₁₃₋₁₆			Na(CN)BH ₃ , pH 6	 R ¹ R ² Me Me (56) <i>t</i> -Bu Et (75)	808, 1429
		Na(CN)BH ₃ , MeOH	 (—)	1431	
C ₁₄			Na(CN)BH ₃ , THF	 (—)	1432
		Na(CN)BH ₃ (1 M) in THF, HOAc, MeOH, 0°, 19.5 h	 (63)	1082	
		1. Na(CN)BH ₃ , HOAc, MeOH, 0°, 3 h 2. rt, 8 h	 (88) I:II = 8:1 R ¹ R ² I: OMOM H II: H OMOM	721, 732, 807, 808	

TABLE IB. ALIPHATIC ALDEHYDES (Continued)

Aldehyde	Amine	Conditions	Product(s) and Yield(s) (%)	Refs.																																										
		Na(CN)BH ₃ (1 M) in THF, HOAc, MeOH, 0°, 14 h		798, 806, 807, 808																																										
		1. Na(CN)BH ₃ , THF, HOAc, MeOH, 0°, 3 h 2. rt, 11 h		798, 807																																										
		Na(CN)BH ₃ , MS 3 Å, HCl (6 N) in MeOH, pH 6, MeOH, 16 h		483																																										
		1. MS 4 Å, MeOH 2. Na(CN)BH ₃ , 15 min		72																																										
		NaBH(OAc) ₃ , THF		(—) 1401																																										
		Na(CN)BH ₃ , MeOH		1433																																										
		1. MeOH, reflux, 2.5 h 2. NaBH ₄ , 0° 3. rt, 1 h		1283																																										
			<table border="1"> <thead> <tr> <th colspan="2">R</th> </tr> </thead> <tbody> <tr><td>H</td><td>(51)</td></tr> <tr><td>2-F</td><td>(75)</td></tr> <tr><td>3-F</td><td>(70)</td></tr> <tr><td>4-F</td><td>(59)</td></tr> <tr><td>2-Cl</td><td>(88)</td></tr> <tr><td>3-Cl</td><td>(60)</td></tr> <tr><td>4-Cl</td><td>(46)</td></tr> <tr><td>2-Br</td><td>(72)</td></tr> <tr><td>4-Br</td><td>(42)</td></tr> <tr><td>2-Me</td><td>(70)</td></tr> <tr><td>3-Me</td><td>(49)</td></tr> <tr><td>4-Me</td><td>(73)</td></tr> <tr><td>2-OMe</td><td>(64)</td></tr> <tr><td>3-OMe</td><td>(62)</td></tr> <tr><td>4-OMe</td><td>(66)</td></tr> <tr><td>2-OEt</td><td>(34)</td></tr> <tr><td>3-OEt</td><td>(54)</td></tr> <tr><td>4-OEt</td><td>(78)</td></tr> <tr><td>3,4-(OMe)₂</td><td>(69)</td></tr> <tr><td>4-Pr-<i>i</i></td><td>(79)</td></tr> </tbody> </table>	R		H	(51)	2-F	(75)	3-F	(70)	4-F	(59)	2-Cl	(88)	3-Cl	(60)	4-Cl	(46)	2-Br	(72)	4-Br	(42)	2-Me	(70)	3-Me	(49)	4-Me	(73)	2-OMe	(64)	3-OMe	(62)	4-OMe	(66)	2-OEt	(34)	3-OEt	(54)	4-OEt	(78)	3,4-(OMe) ₂	(69)	4-Pr- <i>i</i>	(79)	
R																																														
H	(51)																																													
2-F	(75)																																													
3-F	(70)																																													
4-F	(59)																																													
2-Cl	(88)																																													
3-Cl	(60)																																													
4-Cl	(46)																																													
2-Br	(72)																																													
4-Br	(42)																																													
2-Me	(70)																																													
3-Me	(49)																																													
4-Me	(73)																																													
2-OMe	(64)																																													
3-OMe	(62)																																													
4-OMe	(66)																																													
2-OEt	(34)																																													
3-OEt	(54)																																													
4-OEt	(78)																																													
3,4-(OMe) ₂	(69)																																													
4-Pr- <i>i</i>	(79)																																													

TABLE IB. ALIPHATIC ALDEHYDES (Continued)

Aldehyde	Amine	Conditions	Product(s) and Yield(s) (%)	Refs.																																																																																																																																																																																																																																				
C ₁₄₋₁₈		1. EtOH 2. NaBH ₄ , 0° 3. rt, 2.5 h	 <table border="1"> <thead> <tr> <th>R¹</th> <th>R²</th> <th>R³</th> <th>Yield (%)</th> </tr> </thead> <tbody> <tr><td>H</td><td>3,4,5-(OMe)₃</td><td>2-OMe</td><td>(60)</td></tr> <tr><td><i>i</i>-Pr</td><td>H</td><td>2-OMe</td><td>(87)</td></tr> <tr><td><i>i</i>-Pr</td><td>2-F</td><td>2-OMe</td><td>(63)</td></tr> <tr><td><i>i</i>-Pr</td><td>3-F</td><td>2-OMe</td><td>(68)</td></tr> <tr><td><i>i</i>-Pr</td><td>4-F</td><td>2-OMe</td><td>(72)</td></tr> <tr><td><i>i</i>-Pr</td><td>2-Cl</td><td>2-OMe</td><td>(58)</td></tr> <tr><td><i>i</i>-Pr</td><td>3-Cl</td><td>2-OMe</td><td>(70)</td></tr> <tr><td><i>i</i>-Pr</td><td>4-Cl</td><td>2-OMe</td><td>(57)</td></tr> <tr><td><i>i</i>-Pr</td><td>2-Br</td><td>2-OMe</td><td>(51)</td></tr> <tr><td><i>i</i>-Pr</td><td>4-Br</td><td>2-OMe</td><td>(60)</td></tr> <tr><td><i>i</i>-Pr</td><td>4-NO₂</td><td>2-OMe</td><td>(73)</td></tr> <tr><td><i>i</i>-Pr</td><td>4-NH₂</td><td>2-OMe</td><td>(93)</td></tr> <tr><td>Me</td><td>3,4,5-(OMe)₃</td><td>2-OMe</td><td>(70)</td></tr> <tr><td><i>i</i>-Pr</td><td>2-Me</td><td>2-OMe</td><td>(70)</td></tr> <tr><td><i>i</i>-Pr</td><td>3-Me</td><td>2-OMe</td><td>(48)</td></tr> <tr><td><i>i</i>-Pr</td><td>4-Me</td><td>2-OMe</td><td>(34)</td></tr> <tr><td><i>i</i>-Pr</td><td>2-OMe</td><td>2-OMe</td><td>(54)</td></tr> <tr><td><i>i</i>-Pr</td><td>3-OMe</td><td>2-OMe</td><td>(86)</td></tr> <tr><td><i>i</i>-Pr</td><td>4-OMe</td><td>2-OMe</td><td>(72)</td></tr> <tr><td>Et</td><td>3,4,5-(OMe)₃</td><td>2-OMe</td><td>(60)</td></tr> <tr><td><i>i</i>-Pr</td><td>4-NHAc</td><td>2-OMe</td><td>(74)</td></tr> <tr><td><i>i</i>-Pr</td><td>3,4-(OMe)₂</td><td>2-OMe</td><td>(88)</td></tr> <tr><td><i>n</i>-Pr</td><td>3,4,5-(OMe)₃</td><td>2-OMe</td><td>(60)</td></tr> <tr><td><i>i</i>-Pr</td><td>4-Pr-<i>i</i></td><td>2-OMe</td><td>(30)</td></tr> <tr><td><i>i</i>-Pr</td><td>3-CONMe₂</td><td>2-OMe</td><td>(51)</td></tr> <tr><td><i>i</i>-Pr</td><td>4-CONMe₂</td><td>2-OMe</td><td>(65)</td></tr> <tr><td><i>i</i>-Pr</td><td>3,4,5-(OMe)₃</td><td>H</td><td>(61)</td></tr> <tr><td><i>i</i>-Pr</td><td>3,4,5-(OMe)₃</td><td>2-F</td><td>(53)</td></tr> <tr><td><i>i</i>-Pr</td><td>3,4,5-(OMe)₃</td><td>3-F</td><td>(77)</td></tr> <tr><td><i>i</i>-Pr</td><td>3,4,5-(OMe)₃</td><td>4-F</td><td>(56)</td></tr> <tr><td><i>i</i>-Pr</td><td>3,4,5-(OMe)₃</td><td>2-Cl</td><td>(69)</td></tr> <tr><td><i>i</i>-Pr</td><td>3,4,5-(OMe)₃</td><td>3-Cl</td><td>(50)</td></tr> <tr><td><i>i</i>-Pr</td><td>3,4,5-(OMe)₃</td><td>4-Cl</td><td>(70)</td></tr> <tr><td><i>i</i>-Pr</td><td>3,4,5-(OMe)₃</td><td>2-NO₂</td><td>(51)</td></tr> <tr><td><i>i</i>-Pr</td><td>3,4,5-(OMe)₃</td><td>3-NO₂</td><td>(87)</td></tr> <tr><td><i>i</i>-Pr</td><td>3,4,5-(OMe)₃</td><td>4-NO₂</td><td>(64)</td></tr> <tr><td><i>i</i>-Pr</td><td>3,4,5-(OMe)₃</td><td>2-Me</td><td>(39)</td></tr> <tr><td><i>i</i>-Pr</td><td>3,4,5-(OMe)₃</td><td>3-Me</td><td>(46)</td></tr> <tr><td><i>i</i>-Pr</td><td>3,4,5-(OMe)₃</td><td>4-Me</td><td>(73)</td></tr> <tr><td><i>i</i>-Pr</td><td>3,4,5-(OMe)₃</td><td>2-CN</td><td>(36)</td></tr> <tr><td><i>i</i>-Pr</td><td>3,4,5-(OMe)₃</td><td>3-CN</td><td>(52)</td></tr> <tr><td><i>i</i>-Pr</td><td>3,4,5-(OMe)₃</td><td>4-CN</td><td>(65)</td></tr> <tr><td><i>i</i>-Pr</td><td>3,4,5-(OMe)₃</td><td>3-OMe</td><td>(33)</td></tr> <tr><td><i>i</i>-Pr</td><td>3,4,5-(OMe)₃</td><td>4-OMe</td><td>(67)</td></tr> <tr><td><i>i</i>-Pr</td><td>3,4,5-(OMe)₃</td><td>3-CF₃</td><td>(81)</td></tr> <tr><td><i>i</i>-Pr</td><td>3,4,5-(OMe)₃</td><td>2-OMe, 5-F</td><td>(86)</td></tr> <tr><td><i>i</i>-Pr</td><td>3,4,5-(OMe)₃</td><td>2-OEt</td><td>(60)</td></tr> <tr><td><i>i</i>-Pr</td><td>3,4,5-(OMe)₃</td><td>2-OMe, 5-Me</td><td>(98)</td></tr> <tr><td><i>i</i>-Pr</td><td>3,4,5-(OMe)₃</td><td>2,3-(OMe)₂</td><td>(79)</td></tr> <tr><td><i>i</i>-Pr</td><td>3,4,5-(OMe)₃</td><td>2,4-(OMe)₂</td><td>(76)</td></tr> <tr><td><i>i</i>-Pr</td><td>3,4,5-(OMe)₃</td><td>2,5-(OMe)₂</td><td>(77)</td></tr> <tr><td><i>i</i>-Pr</td><td>3,4,5-(OMe)₃</td><td>2,6-(OMe)₂</td><td>(64)</td></tr> <tr><td><i>i</i>-Pr</td><td>3,4,5-(OMe)₃</td><td>2-Pr-<i>n</i></td><td>(65)</td></tr> <tr><td><i>i</i>-Pr</td><td>3,4,5-(OMe)₃</td><td>4-Pr-<i>n</i></td><td>(63)</td></tr> <tr><td><i>i</i>-Pr</td><td>3,4,5-(OMe)₃</td><td>2-OPr-<i>i</i></td><td>(76)</td></tr> <tr><td><i>i</i>-Pr</td><td>3,4,5-(OMe)₃</td><td>2-Bu-<i>t</i></td><td>(60)</td></tr> </tbody> </table>	R ¹	R ²	R ³	Yield (%)	H	3,4,5-(OMe) ₃	2-OMe	(60)	<i>i</i> -Pr	H	2-OMe	(87)	<i>i</i> -Pr	2-F	2-OMe	(63)	<i>i</i> -Pr	3-F	2-OMe	(68)	<i>i</i> -Pr	4-F	2-OMe	(72)	<i>i</i> -Pr	2-Cl	2-OMe	(58)	<i>i</i> -Pr	3-Cl	2-OMe	(70)	<i>i</i> -Pr	4-Cl	2-OMe	(57)	<i>i</i> -Pr	2-Br	2-OMe	(51)	<i>i</i> -Pr	4-Br	2-OMe	(60)	<i>i</i> -Pr	4-NO ₂	2-OMe	(73)	<i>i</i> -Pr	4-NH ₂	2-OMe	(93)	Me	3,4,5-(OMe) ₃	2-OMe	(70)	<i>i</i> -Pr	2-Me	2-OMe	(70)	<i>i</i> -Pr	3-Me	2-OMe	(48)	<i>i</i> -Pr	4-Me	2-OMe	(34)	<i>i</i> -Pr	2-OMe	2-OMe	(54)	<i>i</i> -Pr	3-OMe	2-OMe	(86)	<i>i</i> -Pr	4-OMe	2-OMe	(72)	Et	3,4,5-(OMe) ₃	2-OMe	(60)	<i>i</i> -Pr	4-NHAc	2-OMe	(74)	<i>i</i> -Pr	3,4-(OMe) ₂	2-OMe	(88)	<i>n</i> -Pr	3,4,5-(OMe) ₃	2-OMe	(60)	<i>i</i> -Pr	4-Pr- <i>i</i>	2-OMe	(30)	<i>i</i> -Pr	3-CONMe ₂	2-OMe	(51)	<i>i</i> -Pr	4-CONMe ₂	2-OMe	(65)	<i>i</i> -Pr	3,4,5-(OMe) ₃	H	(61)	<i>i</i> -Pr	3,4,5-(OMe) ₃	2-F	(53)	<i>i</i> -Pr	3,4,5-(OMe) ₃	3-F	(77)	<i>i</i> -Pr	3,4,5-(OMe) ₃	4-F	(56)	<i>i</i> -Pr	3,4,5-(OMe) ₃	2-Cl	(69)	<i>i</i> -Pr	3,4,5-(OMe) ₃	3-Cl	(50)	<i>i</i> -Pr	3,4,5-(OMe) ₃	4-Cl	(70)	<i>i</i> -Pr	3,4,5-(OMe) ₃	2-NO ₂	(51)	<i>i</i> -Pr	3,4,5-(OMe) ₃	3-NO ₂	(87)	<i>i</i> -Pr	3,4,5-(OMe) ₃	4-NO ₂	(64)	<i>i</i> -Pr	3,4,5-(OMe) ₃	2-Me	(39)	<i>i</i> -Pr	3,4,5-(OMe) ₃	3-Me	(46)	<i>i</i> -Pr	3,4,5-(OMe) ₃	4-Me	(73)	<i>i</i> -Pr	3,4,5-(OMe) ₃	2-CN	(36)	<i>i</i> -Pr	3,4,5-(OMe) ₃	3-CN	(52)	<i>i</i> -Pr	3,4,5-(OMe) ₃	4-CN	(65)	<i>i</i> -Pr	3,4,5-(OMe) ₃	3-OMe	(33)	<i>i</i> -Pr	3,4,5-(OMe) ₃	4-OMe	(67)	<i>i</i> -Pr	3,4,5-(OMe) ₃	3-CF ₃	(81)	<i>i</i> -Pr	3,4,5-(OMe) ₃	2-OMe, 5-F	(86)	<i>i</i> -Pr	3,4,5-(OMe) ₃	2-OEt	(60)	<i>i</i> -Pr	3,4,5-(OMe) ₃	2-OMe, 5-Me	(98)	<i>i</i> -Pr	3,4,5-(OMe) ₃	2,3-(OMe) ₂	(79)	<i>i</i> -Pr	3,4,5-(OMe) ₃	2,4-(OMe) ₂	(76)	<i>i</i> -Pr	3,4,5-(OMe) ₃	2,5-(OMe) ₂	(77)	<i>i</i> -Pr	3,4,5-(OMe) ₃	2,6-(OMe) ₂	(64)	<i>i</i> -Pr	3,4,5-(OMe) ₃	2-Pr- <i>n</i>	(65)	<i>i</i> -Pr	3,4,5-(OMe) ₃	4-Pr- <i>n</i>	(63)	<i>i</i> -Pr	3,4,5-(OMe) ₃	2-OPr- <i>i</i>	(76)	<i>i</i> -Pr	3,4,5-(OMe) ₃	2-Bu- <i>t</i>	(60)	1434
R ¹	R ²	R ³	Yield (%)																																																																																																																																																																																																																																					
H	3,4,5-(OMe) ₃	2-OMe	(60)																																																																																																																																																																																																																																					
<i>i</i> -Pr	H	2-OMe	(87)																																																																																																																																																																																																																																					
<i>i</i> -Pr	2-F	2-OMe	(63)																																																																																																																																																																																																																																					
<i>i</i> -Pr	3-F	2-OMe	(68)																																																																																																																																																																																																																																					
<i>i</i> -Pr	4-F	2-OMe	(72)																																																																																																																																																																																																																																					
<i>i</i> -Pr	2-Cl	2-OMe	(58)																																																																																																																																																																																																																																					
<i>i</i> -Pr	3-Cl	2-OMe	(70)																																																																																																																																																																																																																																					
<i>i</i> -Pr	4-Cl	2-OMe	(57)																																																																																																																																																																																																																																					
<i>i</i> -Pr	2-Br	2-OMe	(51)																																																																																																																																																																																																																																					
<i>i</i> -Pr	4-Br	2-OMe	(60)																																																																																																																																																																																																																																					
<i>i</i> -Pr	4-NO ₂	2-OMe	(73)																																																																																																																																																																																																																																					
<i>i</i> -Pr	4-NH ₂	2-OMe	(93)																																																																																																																																																																																																																																					
Me	3,4,5-(OMe) ₃	2-OMe	(70)																																																																																																																																																																																																																																					
<i>i</i> -Pr	2-Me	2-OMe	(70)																																																																																																																																																																																																																																					
<i>i</i> -Pr	3-Me	2-OMe	(48)																																																																																																																																																																																																																																					
<i>i</i> -Pr	4-Me	2-OMe	(34)																																																																																																																																																																																																																																					
<i>i</i> -Pr	2-OMe	2-OMe	(54)																																																																																																																																																																																																																																					
<i>i</i> -Pr	3-OMe	2-OMe	(86)																																																																																																																																																																																																																																					
<i>i</i> -Pr	4-OMe	2-OMe	(72)																																																																																																																																																																																																																																					
Et	3,4,5-(OMe) ₃	2-OMe	(60)																																																																																																																																																																																																																																					
<i>i</i> -Pr	4-NHAc	2-OMe	(74)																																																																																																																																																																																																																																					
<i>i</i> -Pr	3,4-(OMe) ₂	2-OMe	(88)																																																																																																																																																																																																																																					
<i>n</i> -Pr	3,4,5-(OMe) ₃	2-OMe	(60)																																																																																																																																																																																																																																					
<i>i</i> -Pr	4-Pr- <i>i</i>	2-OMe	(30)																																																																																																																																																																																																																																					
<i>i</i> -Pr	3-CONMe ₂	2-OMe	(51)																																																																																																																																																																																																																																					
<i>i</i> -Pr	4-CONMe ₂	2-OMe	(65)																																																																																																																																																																																																																																					
<i>i</i> -Pr	3,4,5-(OMe) ₃	H	(61)																																																																																																																																																																																																																																					
<i>i</i> -Pr	3,4,5-(OMe) ₃	2-F	(53)																																																																																																																																																																																																																																					
<i>i</i> -Pr	3,4,5-(OMe) ₃	3-F	(77)																																																																																																																																																																																																																																					
<i>i</i> -Pr	3,4,5-(OMe) ₃	4-F	(56)																																																																																																																																																																																																																																					
<i>i</i> -Pr	3,4,5-(OMe) ₃	2-Cl	(69)																																																																																																																																																																																																																																					
<i>i</i> -Pr	3,4,5-(OMe) ₃	3-Cl	(50)																																																																																																																																																																																																																																					
<i>i</i> -Pr	3,4,5-(OMe) ₃	4-Cl	(70)																																																																																																																																																																																																																																					
<i>i</i> -Pr	3,4,5-(OMe) ₃	2-NO ₂	(51)																																																																																																																																																																																																																																					
<i>i</i> -Pr	3,4,5-(OMe) ₃	3-NO ₂	(87)																																																																																																																																																																																																																																					
<i>i</i> -Pr	3,4,5-(OMe) ₃	4-NO ₂	(64)																																																																																																																																																																																																																																					
<i>i</i> -Pr	3,4,5-(OMe) ₃	2-Me	(39)																																																																																																																																																																																																																																					
<i>i</i> -Pr	3,4,5-(OMe) ₃	3-Me	(46)																																																																																																																																																																																																																																					
<i>i</i> -Pr	3,4,5-(OMe) ₃	4-Me	(73)																																																																																																																																																																																																																																					
<i>i</i> -Pr	3,4,5-(OMe) ₃	2-CN	(36)																																																																																																																																																																																																																																					
<i>i</i> -Pr	3,4,5-(OMe) ₃	3-CN	(52)																																																																																																																																																																																																																																					
<i>i</i> -Pr	3,4,5-(OMe) ₃	4-CN	(65)																																																																																																																																																																																																																																					
<i>i</i> -Pr	3,4,5-(OMe) ₃	3-OMe	(33)																																																																																																																																																																																																																																					
<i>i</i> -Pr	3,4,5-(OMe) ₃	4-OMe	(67)																																																																																																																																																																																																																																					
<i>i</i> -Pr	3,4,5-(OMe) ₃	3-CF ₃	(81)																																																																																																																																																																																																																																					
<i>i</i> -Pr	3,4,5-(OMe) ₃	2-OMe, 5-F	(86)																																																																																																																																																																																																																																					
<i>i</i> -Pr	3,4,5-(OMe) ₃	2-OEt	(60)																																																																																																																																																																																																																																					
<i>i</i> -Pr	3,4,5-(OMe) ₃	2-OMe, 5-Me	(98)																																																																																																																																																																																																																																					
<i>i</i> -Pr	3,4,5-(OMe) ₃	2,3-(OMe) ₂	(79)																																																																																																																																																																																																																																					
<i>i</i> -Pr	3,4,5-(OMe) ₃	2,4-(OMe) ₂	(76)																																																																																																																																																																																																																																					
<i>i</i> -Pr	3,4,5-(OMe) ₃	2,5-(OMe) ₂	(77)																																																																																																																																																																																																																																					
<i>i</i> -Pr	3,4,5-(OMe) ₃	2,6-(OMe) ₂	(64)																																																																																																																																																																																																																																					
<i>i</i> -Pr	3,4,5-(OMe) ₃	2-Pr- <i>n</i>	(65)																																																																																																																																																																																																																																					
<i>i</i> -Pr	3,4,5-(OMe) ₃	4-Pr- <i>n</i>	(63)																																																																																																																																																																																																																																					
<i>i</i> -Pr	3,4,5-(OMe) ₃	2-OPr- <i>i</i>	(76)																																																																																																																																																																																																																																					
<i>i</i> -Pr	3,4,5-(OMe) ₃	2-Bu- <i>t</i>	(60)																																																																																																																																																																																																																																					

TABLE IB. ALIPHATIC ALDEHYDES (Continued)

Aldehyde	Amine	Conditions	Product(s) and Yield(s) (%)	Refs.	
			<i>i</i> -Pr 3,4,5-(OMe) ₃ 4-Bu- <i>t</i> (69)		
			<i>i</i> -Pr 3,4,5-(OMe) ₃ 2-OBu- <i>n</i> (65)		
			<i>i</i> -Pr 3,4,5-(OMe) ₃ 2-OBn (52)		
			(CH ₂) ₂ OMe 3,4,5-(OMe) ₃ 2-OMe (41)		
			<i>n</i> -Bu 3,4,5-(OMe) ₃ 2-OMe (46)		
			<i>i</i> -Bu 3,4,5-(OMe) ₃ 2-OMe (87)		
			(CH ₂) ₂ OEt 3,4,5-(OMe) ₃ 2-OMe (41)		
C ₁₅					
		1. MS 4 Å, THF, 30 min 2. Na(CN)BH ₃ , HOAc, 2 h		(72) 1079	
		Na(CN)BH ₃ , MeOH (anhyd), 72 h		(-) 1435	
		Na(CN)BH ₃ , MS 4 Å, MeOH, 48 h	I (80)	1436	
		Ar 4-ClC ₆ H ₄ 3-BrC ₆ H ₄ 3,4-Cl ₂ C ₆ H ₃ 2,5-(MeO) ₂ C ₆ H ₃ 3,4,5-(MeO) ₃ C ₆ H ₂ CH ₂	1. Ti(OPr- <i>i</i>) ₄ , EtOH, 3 h 2. Na(CN)BH ₃ , 24 h		(-) 102
		R Ar H 3-BrC ₆ H ₄ H 2,5-Cl ₂ C ₆ H ₃ H 2,6-Cl ₂ C ₆ H ₃ H 1-naphthyl Me 4-ClC ₆ H ₄ Me 3,4-Cl ₂ C ₆ H ₃ Me 2,5-(MeO) ₂ C ₆ H ₃ Me 2,5-(EtO) ₂ C ₆ H ₃ Me 1-naphthyl Et 2,5-(EtO) ₂ C ₆ H ₃ CH ₂ C≡CH 3,4,5-(MeO) ₃ C ₆ H ₂	Na(CN)BH ₃ , MS 4 Å, HCl (5 N) in MeOH, 72 h		(-) 102
		EtO	1. Ti(OEt) ₄ , EtOH, 3 h 2. Na(CN)BH ₃ , 24 h		(-) 102
		Na(CN)BH ₃ , THF, MeOH, 2.5 h		$\frac{n}{2}$ (48) $\frac{n}{3}$ (50) 994	
		Na(CN)BH ₃ , THF:MeOH (1:1)		$\frac{R^1}{H}$ $\frac{R^2}{Me}$ (27) $\frac{R^1}{Me}$ $\frac{R^2}{Me}$ (51) 1056	
		1. HOAc, MeCN, 0°, 15 min 2. Na(CN)BH ₃ , 3 h, 0° to rt		(12) (24) 1437	
		Na(CN)BH ₃ , <i>t</i> -BuOH, 20 h		(-) 388, 389	

TABLE IB. ALIPHATIC ALDEHYDES (Continued)

Aldehyde	Amine	Conditions	Product(s) and Yield(s) (%)	Refs.		
C ₁₅₋₁₆ 		1. Na(CN)BH ₃ (1 M)/THF, HOAc, MeOH, 0-14°, 15 h 2. 0-10°, 10 h	 R NHBoc (86) OTBDMS (74)	808, 1057		
C ₁₆ 		Na(CN)BH ₃ , MS 4 Å, MeOH, 16 h	 (27) + (45)	692		
186			Na(CN)BH ₃	 (—)	808, 1438	
			1. Na(CN)BH ₃ , 0°, 1 h 2. rt, 16 h	 (—)	1439	
			Na(CN)BH ₃ , pH 6	 (62)	808, 1387	
			Na(CN)BH ₃ , KOH, pH 6, dry MeOH, 24 h	 (74)	680	
	(1 eq)		Na(CN)BH ₃ , KOH, pH 6, dry MeOH, 24 h	 (73)	680	
	(10 eq)		Na(CN)BH ₃ , KOH, pH 6, dry MeOH, 24 h	 (53)	680	
			Na(CN)BH ₃ , KOH, pH 6, dry MeOH, 24 h	 R ¹ R ² Me Et (80) Boc <i>t</i> -Bu (66)	680	
			1. MS 4 Å, 2% HOAc in MeOH, 5 min 2. Na(CN)BH ₃ , 1.5 h	 (67)	1415	
				1. Na(CN)BH ₃ , THF HOAc, <i>i</i> -PrOH, 0° 2. 0-17°, 12 h	 BocNH CO2Bn CO2Bu-t CO2Bu-t I: R ¹ = OMOM, R ² = H I+II (66) II: R ¹ = H, R ² = OMOM I:II = 8:1	798, 807, 808
	187			Na(CN)BH ₃	 (—)	1060
			BH ₃ ·pyridine, MeOH, CH ₂ Cl ₂ , AcOH	 (—)	1146	

TABLE IB. ALIPHATIC ALDEHYDES (Continued)

Aldehyde	Amine	Conditions	Product(s) and Yield(s) (%)	Refs.
	NH ₄ OAc	BH ₃ •pyridine, MeOH, 2.5 h	(12)	1440
		NaBH(OAc) ₃ , HOAc	(—)	1441
Ar = 4-MeOC ₆ H ₄				
	HCl•H ₂ N-CH ₂ -CO ₂ Me	Na(CN)BH ₃	(40-50)	1442
		1. MgSO ₄ (anhyd), dry C ₆ H ₆ , 47 h 2. NaBH ₄ , MeOH, 5 h	(61)	174
Ar = 3,4-(MeO) ₂ C ₆ H ₃				
		Na(CN)BH ₃	$\frac{R}{H}$ (57) $\frac{R}{Me}$ (33)	1443
Ar = 4-BrC ₆ H ₄				
		1. HCl in MeOH, pH 6, MeOH 2. Na(CN)BH ₃ , MS 3 Å, pH 6, 24 h	(27)	483
		NaBH(OAc) ₃ , CH ₂ Cl ₂ , HOAc, 1 h	(76)	1378
C ₁₆ -C ₂₀		1. NaOAc, <i>i</i> -PrOH, 0°, 30 min 2. Na(CN)BH ₃ , -20° to rt, overnight	$\frac{n}{2}$ (88) 4 (—) 6 (—)	1033
		Na(CN)BH ₃ , MeOH, 0° to rt, 12-19 h	$\frac{R}{Me}$ (81) Bn (43)	860, 1444
C ₁₆ -C ₂₂				
C ₁₇		1. MS 3 Å, MeOH, 30 min 2. Na(CN)BH ₃ , HOAc, 2 h	(71)	1445
		NaBH(OAc) ₃ , DCE	(—)	1446
R = Me, <i>n</i> -Pr				
		NaBH(OAc) ₃ , DCE	(—)	1446

TABLE IB. ALIPHATIC ALDEHYDES (Continued)

Aldehyde	Amine	Conditions	Product(s) and Yield(s) (%)	Refs.																																				
		Na(CN)BH ₃ , DCE	 <table border="1"> <tr> <td>R¹</td> <td>R²</td> </tr> <tr> <td>Me</td> <td>OMe</td> </tr> <tr> <td><i>n</i>-Pr</td> <td>H</td> </tr> <tr> <td><i>n</i>-Pr</td> <td>Cl</td> </tr> <tr> <td><i>n</i>-Pr</td> <td>Br</td> </tr> <tr> <td><i>n</i>-Pr</td> <td>OMe</td> </tr> </table>	R ¹	R ²	Me	OMe	<i>n</i> -Pr	H	<i>n</i> -Pr	Cl	<i>n</i> -Pr	Br	<i>n</i> -Pr	OMe	(—) 1447																								
R ¹	R ²																																							
Me	OMe																																							
<i>n</i> -Pr	H																																							
<i>n</i> -Pr	Cl																																							
<i>n</i> -Pr	Br																																							
<i>n</i> -Pr	OMe																																							
		Na(CN)BH ₃ , MeOH	 (60)	1448																																				
		Na(CN)BH ₃ , <i>N</i> -ethylmorpholine, <i>N</i> -ethylmorpholine•HCl	 (57)	1448																																				
		Na(CN)BH ₃	 <i>R</i> (86) <i>S</i> (88)	1084																																				
		Na(CN)BH ₃ , MS 3 Å, THF, NaOH	 (—) <table border="1"> <tr> <td>R¹</td> <td>R²</td> <td>R³</td> <td><i>n</i></td> </tr> <tr> <td>OH</td> <td>Me</td> <td>Me</td> <td>1</td> </tr> <tr> <td>OEt</td> <td>—(CH₂)₄—</td> <td>—</td> <td>1</td> </tr> <tr> <td><i>n</i>-Pr</td> <td>Me</td> <td>Me</td> <td>0</td> </tr> <tr> <td><i>n</i>-Pr</td> <td>Me</td> <td>Me</td> <td>1</td> </tr> <tr> <td><i>n</i>-Pr</td> <td>Me</td> <td>Me</td> <td>2</td> </tr> <tr> <td>CH₂OEt</td> <td>H</td> <td>Me</td> <td>1</td> </tr> <tr> <td>CH₂OEt</td> <td>Me</td> <td>Me</td> <td>1</td> </tr> <tr> <td><i>n</i>-Hex</td> <td>Me</td> <td>Me</td> <td>1</td> </tr> </table>	R ¹	R ²	R ³	<i>n</i>	OH	Me	Me	1	OEt	—(CH ₂) ₄ —	—	1	<i>n</i> -Pr	Me	Me	0	<i>n</i> -Pr	Me	Me	1	<i>n</i> -Pr	Me	Me	2	CH ₂ OEt	H	Me	1	CH ₂ OEt	Me	Me	1	<i>n</i> -Hex	Me	Me	1	1449
R ¹	R ²	R ³	<i>n</i>																																					
OH	Me	Me	1																																					
OEt	—(CH ₂) ₄ —	—	1																																					
<i>n</i> -Pr	Me	Me	0																																					
<i>n</i> -Pr	Me	Me	1																																					
<i>n</i> -Pr	Me	Me	2																																					
CH ₂ OEt	H	Me	1																																					
CH ₂ OEt	Me	Me	1																																					
<i>n</i> -Hex	Me	Me	1																																					
		Na(CN)BH ₃ , MeOH	 <table border="1"> <tr> <td>R¹</td> <td>R²</td> <td>R³</td> <td>Time</td> </tr> <tr> <td>(<i>R</i>)-Me</td> <td>Cbz</td> <td><i>t</i>-Bu</td> <td>45 min (89) + trace of epimer</td> </tr> <tr> <td>(<i>R</i>)-Me</td> <td>PhFl</td> <td><i>t</i>-Bu</td> <td>45 min (76) + trace of epimer</td> </tr> <tr> <td>(<i>S</i>)-Me</td> <td>PhFl</td> <td>Me</td> <td>1 h (95) + trace of epimer</td> </tr> <tr> <td>(<i>S</i>)-Et</td> <td>PhFl</td> <td>Me</td> <td>3 h (64)</td> </tr> <tr> <td>(<i>S</i>)-<i>Pr</i>-<i>i</i></td> <td>Cbz</td> <td><i>t</i>-Bu</td> <td>2 h (52)</td> </tr> </table>	R ¹	R ²	R ³	Time	(<i>R</i>)-Me	Cbz	<i>t</i> -Bu	45 min (89) + trace of epimer	(<i>R</i>)-Me	PhFl	<i>t</i> -Bu	45 min (76) + trace of epimer	(<i>S</i>)-Me	PhFl	Me	1 h (95) + trace of epimer	(<i>S</i>)-Et	PhFl	Me	3 h (64)	(<i>S</i>)- <i>Pr</i> - <i>i</i>	Cbz	<i>t</i> -Bu	2 h (52)	1450												
R ¹	R ²	R ³	Time																																					
(<i>R</i>)-Me	Cbz	<i>t</i> -Bu	45 min (89) + trace of epimer																																					
(<i>R</i>)-Me	PhFl	<i>t</i> -Bu	45 min (76) + trace of epimer																																					
(<i>S</i>)-Me	PhFl	Me	1 h (95) + trace of epimer																																					
(<i>S</i>)-Et	PhFl	Me	3 h (64)																																					
(<i>S</i>)- <i>Pr</i> - <i>i</i>	Cbz	<i>t</i> -Bu	2 h (52)																																					
		1. MeOH, 0°, 40 min 2. NaBH ₄ , 40 min	 <table border="1"> <tr> <td>R</td> </tr> <tr> <td>H (—)</td> </tr> <tr> <td>Me (76)</td> </tr> </table>	R	H (—)	Me (76)	1451																																	
R																																								
H (—)																																								
Me (76)																																								

TABLE IB. ALIPHATIC ALDEHYDES (Continued)

Aldehyde	Amine	Conditions	Product(s) and Yield(s) (%)	Refs.
		Na(CN)BH ₃ , HCl (5 eq)	I (49) + II (7) + III (3)	698
		1. HCl (5 eq), 20 min	I (trace) + II (58) + III (0)	698
		2. Na(CN)BH ₃		
		Na(CN)BH ₃	I (35) + II (0) + III (22)	698
		1. MS 3 Å, MeOH, 3 h		1452
		2. Na(CN)BH ₃ , overnight		
		Na(CN)BH ₃ , MeOH, 24 h		1453
		Na(CN)BH ₃ , DCE		1454
		1. THF:alcohol (2.5:1), 1 h		392
		2. Na(CN)BH ₃ , NaOAc, 13 h		
		Na(CN)BH ₃ , EtOH, rt		789, 1453
			I R = H (65-68)	789, 1453
		Na(OAc) ₃ BH, rt, DCE, TEA		
			I R = Ac (44)	789
		1. NaBH(OAc) ₃ , DCE		
		2. NEt ₃ , rt-reflux, 7 d		
		Na(CN)BH ₃ , MeOH, 1-2 d		1456

TABLE IB. ALIPHATIC ALDEHYDES (Continued)

Aldehyde	Amine	Conditions	Product(s) and Yield(s) (%)	Refs.	
		NaBH(OAc) ₃ , DCE	 (82)	723	
		Na(CN)BH ₃ , MS 3 Å, 1 h	 (—)	1457	
		NaBH(OAc) ₃ , DCE	 (85)	723	
		Na(CN)BH ₃ , THF, 2 h	 (95)	1083	
 Ar = 3,4-Cl ₂ C ₆ H ₃		Na(CN)BH ₃ , MeOH:THF (1:1)	 (93)	1458	
 C ₁₈ -C ₁₉		Na(CN)BH ₃ , MS 3 Å, THF, MeOH	 (—)	$\frac{X-Y}{CH_2CH_2} \quad \frac{Z}{N}$ CH=CH CH	1449
		Na(CN)BH ₃ , MS 3 Å, bromocresol green, MeOH	 n 1 (65) 2 (—)	1121	

TABLE IB. ALIPHATIC ALDEHYDES (Continued)

Aldehyde	Amine	Conditions	Product(s) and Yield(s) (%)	Refs.									
		Na(CN)BH3, <i>t</i> -BuOH (dry)	 <table border="1"> <tr> <td>R¹</td> <td>R²</td> <td></td> </tr> <tr> <td>H</td> <td>Me</td> <td>(53)</td> </tr> <tr> <td>OMe</td> <td>H</td> <td>(—)</td> </tr> </table>	R ¹	R ²		H	Me	(53)	OMe	H	(—)	1459
R ¹	R ²												
H	Me	(53)											
OMe	H	(—)											
		1. MeOH, 0°, 40 min 2. NaBH4, 40 min	 (—)	1451									
		1. <i>p</i> -TsOH, PhMe, reflux 2. Na(CN)BH3, bromocresol green, HCl (1 M) in EtOH, pH 6-7, 6-7 d	 (51)	1119									
		Na(CN)BH3, MS 3 Å, HCl in MeOH, pH 6, 24 h	 (57)	1460									
		Na(CN)BH3, MS 3 Å, HCl in MeOH, pH 6, 24 h	 (53)	1460									
		Na(CN)BH3, TFA, <i>i</i> -PrOH:THF (5.6:3), 17 h	 (75)	808, 1065									
		1. HOAc, EtOH, 15 min 2. Na(CN)BH3, 30 min	 (72)	1027									
		1. NaOAc, MeOH, 30 min 2. Na(CN)BH3, overnight	 (86)	1112									
		Na(CN)BH3 (1 M) in THF, dark, MeCN:THF (2:1)	 <table border="1"> <tr> <td>R</td> <td></td> </tr> <tr> <td>H</td> <td>(76)</td> </tr> <tr> <td>OH</td> <td>(56)</td> </tr> </table>	R		H	(76)	OH	(56)	1091			
R													
H	(76)												
OH	(56)												
		Na(CN)BH3, MeOH:THF (1:1), dark	 (58)	1461									

TABLE IB. ALIPHATIC ALDEHYDES (Continued)

Aldehyde	Amine	Conditions	Product(s) and Yield(s) (%)	Refs.
	$\text{HCl}\cdot\text{H}_2\text{N}-\text{CH}(\text{R})-\text{CO}_2\text{Me}$ R = H, 4-imidazolyl, Ph	$\text{Na}(\text{CN})\text{BH}_3$, NaOAc, MS 4 Å, MeOH, 1-3 h	 (—)	1110
	$\text{H}_2\text{N}-\text{CH}_2-\text{CO}_2\text{Bu-}t$	$\text{NaBH}(\text{OAc})_3$, DCE, TEA, 0° to rt, 8 h	 (—)	1462
	$\text{H}_2\text{N}-\text{CH}_2-\text{CO}_2\text{Me}$	1. MeOH, DIPEA 2. NaBH_4	 (78)	700
	$\text{HCl}\cdot\text{H}_2\text{N}-\text{CH}(\text{R})-\text{CO}_2\text{Me}$ R = H, 4-imidazolyl, Ph	$\text{Na}(\text{CN})\text{BH}_3$, NaOAc, MS 4 Å, MeOH, 1-3 h	 (—)	1110
	$p\text{-TsOH}\cdot\text{H}_2\text{N}-\text{CH}(\text{Ph})-\text{CO}_2\text{Bn}$	$\text{Na}(\text{CN})\text{BH}_3$, TEA, MeOH, 16 h	 (—)	1463
	NH_4OAc Ar = 3,4-(MeO) ₂ C ₆ H ₃	1. $\text{Na}(\text{CN})\text{BH}_3$, MeOH, rt, 90 h 2. Reflux, 0.5 h	 (21)	707
	$\text{H}-\text{N}(\text{R}^1)(\text{R}^2)$	1. HOAc, THF:MeOH (1:1), 0°, 30 min 2. $\text{Na}(\text{CN})\text{BH}_3$, 0° to rt, 2-16 h	 $\frac{\text{R}^1 \text{ R}^2}{\text{H} (\text{CH}_2)_3\text{Ph}}$ (77) $n\text{-Pr } n\text{-Pr}$ (77)	1055
	Me $\text{H}-\text{N}(\text{R})\cdot\text{HCl}$ R = H, Me	$\text{Na}(\text{CN})\text{BH}_3$, MeOH, 24 h	 (—)	388, 389
	$\text{H}-\text{N}(\text{Et})_2$	$\text{Na}(\text{CN})\text{BH}_3$, ZnCl_2 , CH_2Cl_2 :MeOH (5:1), 1 h	 $\frac{n}{1}$ (81) $\frac{n}{2}$ (75)	119
	$\text{H}_2\text{N}-\text{CH}_2-\text{CH}_2-\text{CH}_2-\text{N}(\text{Cbz})-\text{CH}_2-\text{CH}_2-\text{CH}_2-\text{Ar}$ Ar = 4-O ₂ NC ₆ H ₄	1. MS 3 Å, THF, 15 min 2. NaBH_4 , MeOH, 5°, 1 h	 (46)	1464
	$2\text{HCl}\cdot\text{H}_2\text{N}-\text{CH}_2-\text{CH}_2-\text{CH}_2-\text{N}(\text{H})-\text{CH}_2-\text{CH}_2-\text{CH}_2-\text{Ar}$	$\text{Na}(\text{CN})\text{BH}_3$, MS 3 Å, MeOH, rt, overnight	 (R) (71) (S) (69)	1421
	$\text{H}_2\text{N}-\text{CH}(\text{Bn})-\text{C}(=\text{O})-\text{N}(\text{H})-\text{CH}(\text{Bu-}i)-\text{CO}_2\text{Me}$	$\text{NaBH}(\text{OAc})_3$, TEA, DCE, 30 min	 (—)	1465

TABLE IB. ALIPHATIC ALDEHYDES (Continued)

Aldehyde	Amine	Conditions	Product(s) and Yield(s) (%)	Refs.
		Na(CN)BH ₃ , ZnCl ₂ , MeOH, 50°, overnight	(88)	118
		1. MS 3Å, MeOH, 0.5 h 2. Na(CN)BH ₃ (1.0 M) in THF, 3 h	(55)	991
		1. MS 3Å, MeOH, 1 h 2. Na(CN)BH ₃ (1.0 M) in THF, 2 h	(38)	991
		1. MS 4 Å, EtOH:PhH (1:1), 24 h 2. NaBH ₄ , 24 h	(R) (85) (S) (—)	170
		NaBH(OAc) ₃ , DCE	$\frac{n}{6}$ (100) $\frac{n}{7}$ (60)	1466
		NaBH(OAc) ₃ , DMF, 30 min	$\frac{R}{Ph}$ (94) $\frac{R}{CO_2C_6H_{11}-c}$ (92) $\frac{R}{(CH_2)_2HN-NHTos}$ (95)	411
		1. EtOH, 4 h 2. BH ₃ ·pyridine, 0°, 1 h 3. rt, 4 h	(88)	506
		1. EtOH, 20 h 2. NaBH ₄ , 0-25°, 70 h	(59)	506
		1. Ti(O <i>i</i> -Pr) ₄ , 4 h 2. Na(CN)BH ₃ , EtOH, 24 h	$\frac{R}{H}$ (54) $\frac{R}{Bu-t}$ (80)	99

TABLE IB. ALIPHATIC ALDEHYDES (Continued)

Aldehyde	Amine	Conditions	Product(s) and Yield(s) (%)	Refs.																														
		Na(CN)BH ₃ , 58°, MeOH:MeCN (1:1), 30 min		1467																														
			<table border="1"> <thead> <tr> <th>R¹</th> <th>R²</th> <th>R³</th> <th>R⁴</th> <th>R⁵</th> <th></th> </tr> </thead> <tbody> <tr> <td>CO₂Me</td> <td>H</td> <td>AcO</td> <td>AcO</td> <td>stearoyl</td> <td>(62)</td> </tr> <tr> <td>AcOCH₂</td> <td>H</td> <td>AcO</td> <td>AcNH</td> <td>oleoyl</td> <td>(67)</td> </tr> <tr> <td>AcOCH₂</td> <td>AcO</td> <td>H</td> <td>AcO</td> <td>palmitoyl</td> <td>(40)</td> </tr> <tr> <td>AcOCH₂</td> <td>AcO</td> <td>H</td> <td>AcO</td> <td>oleoyl</td> <td>(46)</td> </tr> </tbody> </table>	R ¹	R ²	R ³	R ⁴	R ⁵		CO ₂ Me	H	AcO	AcO	stearoyl	(62)	AcOCH ₂	H	AcO	AcNH	oleoyl	(67)	AcOCH ₂	AcO	H	AcO	palmitoyl	(40)	AcOCH ₂	AcO	H	AcO	oleoyl	(46)	
R ¹	R ²	R ³	R ⁴	R ⁵																														
CO ₂ Me	H	AcO	AcO	stearoyl	(62)																													
AcOCH ₂	H	AcO	AcNH	oleoyl	(67)																													
AcOCH ₂	AcO	H	AcO	palmitoyl	(40)																													
AcOCH ₂	AcO	H	AcO	oleoyl	(46)																													
		1. MeOH (abs), 30 min 2. Na(CN)BH ₃		1468																														
			<table border="1"> <thead> <tr> <th>R</th> <th>Time</th> <th></th> </tr> </thead> <tbody> <tr> <td><i>cis</i> H</td> <td>1.5 h</td> <td>(56)</td> </tr> <tr> <td><i>trans</i> H</td> <td>1.5 h</td> <td>(70)</td> </tr> <tr> <td><i>cis</i> Me</td> <td>72 h</td> <td>(66)</td> </tr> <tr> <td><i>trans</i> Me</td> <td>24 h</td> <td>(55)</td> </tr> </tbody> </table>	R	Time		<i>cis</i> H	1.5 h	(56)	<i>trans</i> H	1.5 h	(70)	<i>cis</i> Me	72 h	(66)	<i>trans</i> Me	24 h	(55)																
R	Time																																	
<i>cis</i> H	1.5 h	(56)																																
<i>trans</i> H	1.5 h	(70)																																
<i>cis</i> Me	72 h	(66)																																
<i>trans</i> Me	24 h	(55)																																
		1. MeOH, 1.5 h 2. Na(CN)BH ₃ , 15 h		1469, 1470																														
		1. MeOH, 1.5 h 2. Na(CN)BH ₃ , 15 h		1469, 1470																														
		1. MeOH, 1.5 h 2. Na(CN)BH ₃ , 15 h		1469, 1470																														
		1. MeOH, 1.5 h 2. Na(CN)BH ₃ , 15 h		1469, 1470																														
		1. MeOH, 1.5 h 2. Na(CN)BH ₃ , 15 h		1469, 1470																														
		1. MeOH, 1.5 h 2. Na(CN)BH ₃ , 15 h		1469, 1470																														
		1. MeOH, 1.5 h 2. Na(CN)BH ₃ , 15 h		1469, 1470																														
		1. MeOH, 1.5 h 2. Na(CN)BH ₃ , 15 h		1469, 1470																														
		1. MeOH, 1.5 h 2. Na(CN)BH ₃ , 15 h		1469, 1470																														
		1. MeOH, 1.5 h 2. Na(CN)BH ₃ , 15 h		1469, 1470																														
		1. MeOH, 1.5 h 2. Na(CN)BH ₃ , 15 h		1469, 1470																														
		1. MeOH, 1.5 h 2. Na(CN)BH ₃ , 15 h		1469, 1470																														
		1. MeOH, 1.5 h 2. Na(CN)BH ₃ , 15 h		1469, 1470																														
		1. MeOH, 1.5 h 2. Na(CN)BH ₃ , 15 h		1469, 1470																														
		1. MeOH, 1.5 h 2. Na(CN)BH ₃ , 15 h		1469, 1470																														
		1. MeOH, 1.5 h 2. Na(CN)BH ₃ , 15 h		1469, 1470																														
		1. MeOH, 1.5 h 2. Na(CN)BH ₃ , 15 h		1469, 1470																														
		1. MeOH, 1.5 h 2. Na(CN)BH ₃ , 15 h		1469, 1470																														
		1. MeOH, 1.5 h 2. Na(CN)BH ₃ , 15 h		1469, 1470																														
		1. MeOH, 1.5 h 2. Na(CN)BH ₃ , 15 h		1469, 1470																														
		1. MeOH, 1.5 h 2. Na(CN)BH ₃ , 15 h		1469, 1470																														
		1. MeOH, 1.5 h 2. Na(CN)BH ₃ , 15 h		1469, 1470																														
		1. MeOH, 1.5 h 2. Na(CN)BH ₃ , 15 h		1469, 1470																														
		1. MeOH, 1.5 h 2. Na(CN)BH ₃ , 15 h		1469, 1470																														
		1. MeOH, 1.5 h 2. Na(CN)BH ₃ , 15 h		1469, 1470																														
		1. MeOH, 1.5 h 2. Na(CN)BH ₃ , 15 h		1469, 1470																														
		1. MeOH, 1.5 h 2. Na(CN)BH ₃ , 15 h		1469, 1470																														
		1. MeOH, 1.5 h 2. Na(CN)BH ₃ , 15 h		1469, 1470																														
		1. MeOH, 1.5 h 2. Na(CN)BH ₃ , 15 h		1469, 1470																														
		1. MeOH, 1.5 h 2. Na(CN)BH ₃ , 15 h		1469, 1470																														
		1. MeOH, 1.5 h 2. Na(CN)BH ₃ , 15 h		1469, 1470																														
		1. MeOH, 1.5 h 2. Na(CN)BH ₃ , 15 h		1469, 1470																														
		1. MeOH, 1.5 h 2. Na(CN)BH ₃ , 15 h		1469, 1470																														
		1. MeOH, 1.5 h 2. Na(CN)BH ₃ , 15 h		1469, 1470																														
		1. MeOH, 1.5 h 2. Na(CN)BH ₃ , 15 h		1469, 1470																														
		1. MeOH, 1.5 h 2. Na(CN)BH ₃ , 15 h		1469, 1470																														
		1. MeOH, 1.5 h 2. Na(CN)BH ₃ , 15 h		1469, 1470																														
		1. MeOH, 1.5 h 2. Na(CN)BH ₃ , 15 h		1469, 1470																														
		1. MeOH, 1.5 h 2. Na(CN)BH ₃ , 15 h		1469, 1470																														
		1. MeOH, 1.5 h 2. Na(CN)BH ₃ , 15 h		1469, 1470																														
		1. MeOH, 1.5 h 2. Na(CN)BH ₃ , 15 h		1469, 1470																														
		1. MeOH, 1.5 h 2. Na(CN)BH ₃ , 15 h		1469, 1470																														
		1. MeOH, 1.5 h 2. Na(CN)BH ₃ , 15 h		1469, 1470																														
		1. MeOH, 1.5 h 2. Na(CN)BH ₃ , 15 h		1469, 1470																														
		1. MeOH, 1.5 h 2. Na(CN)BH ₃ , 15 h		1469, 1470																														
		1. MeOH, 1.5 h 2. Na(CN)BH ₃ , 15 h		1469, 1470																														
		1. MeOH, 1.5 h 2. Na(CN)BH ₃ , 15 h		1469, 1470																														
		1. MeOH, 1.5 h 2. Na(CN)BH ₃ , 15 h		1469, 1470																														
		1. MeOH, 1.5 h 2. Na(CN)BH ₃ , 15 h		1469, 1470																														
		1. MeOH, 1.5 h 2. Na(CN)BH ₃ , 15 h		1469, 1470																														
		1. MeOH, 1.5 h 2. Na(CN)BH ₃ , 15 h		1469, 1470																														
		1. MeOH, 1.5 h 2. Na(CN)BH ₃ , 15 h		1469, 1470																														
		1. MeOH, 1.5 h 2. Na(CN)BH ₃ , 15 h		1469, 1470																														
		1. MeOH, 1.5 h 2. Na(CN)BH ₃ , 15 h		1469, 1470																														
		1. MeOH, 1.5 h 2. Na(CN)BH ₃ , 15 h		1469, 1470																														
		1. MeOH, 1.5 h 2. Na(CN)BH ₃ , 15 h		1469, 1470																														
		1. MeOH, 1.5 h 2. Na(CN)BH ₃ , 15 h		1469, 1470																														
		1. MeOH, 1.5 h 2. Na(CN)BH ₃ , 15 h		1469, 1470																														
		1. MeOH, 1.5 h 2. Na(CN)BH ₃ , 15 h		1469, 1470																														
		1. MeOH, 1.5 h 2. Na(CN)BH ₃ , 15 h		1469, 1470																														
		1. MeOH, 1.5 h 2. Na(CN)BH ₃ , 15 h		1469, 1470																														
		1. MeOH, 1.5 h 2. Na(CN)BH ₃ , 15 h		1469, 1470																														
		1. MeOH, 1.5 h 2. Na(CN)BH ₃ , 15 h		1469, 1470																														
		1. MeOH, 1.5 h 2. Na(CN)BH ₃ , 15 h		1469, 1470																														
		1. MeOH, 1.5 h 2. Na(CN)BH ₃ , 15 h		1469, 1470																														
		1. MeOH, 1.5 h 2. Na(CN)BH ₃ , 15 h		1469, 1470																														
		1. MeOH, 1.5 h 2. Na(CN)BH ₃ , 15 h		1469, 1470																														
		1. MeOH, 1.5 h 2. Na(CN)BH ₃ , 15 h		1469, 1470																														
		1. MeOH, 1.5 h 2. Na(CN)BH ₃ , 15 h		1469, 1470																														

TABLE IB. ALIPHATIC ALDEHYDES (Continued)

Aldehyde	Amine	Conditions	Product(s) and Yield(s) (%)	Refs.																																	
<p>C₂₇₋₂₈</p> <p>n = 3, 4 R = </p>	<p>HCl·H₂N(CH₂)₅CO₂Me</p>	Na(CN)BH ₃ , THF	(—) 1432																																		
<p>C₂₉</p>	<p>Me-NH₂·HCl</p>	Na(CN)BH ₃ , MeOH, 1 h	(51) 1477																																		
<p>C₃₁</p> <p>Ar = 4-MeOC₆H₄</p>	<p>H₂N-CH₂-Ph</p>	NaBH(OAc) ₃	(—) 1478																																		
<p>Ar = 2,4-(BnO)₂C₆H₃</p>		Na(CN)BH ₃ , MeOH:CH ₂ Cl ₂ (1:1), 20°, 2 h	(43) 1063	150																																	
		Na(CN)BH ₃ , HOAc, MeOH, 20°, 3 h	(93) 1063																																		
		Na(CN)BH ₃ , HOAc, MeOH, 20°, 2 h	(48) 1479																																		
	<p>H-N^R₁^R₂</p>	Na(CN)BH ₃ , MeOH	I 394																																		
			<table border="1"> <thead> <tr> <th>R¹</th> <th>R²</th> <th>Yield (%)</th> </tr> </thead> <tbody> <tr> <td>H</td> <td>Et</td> <td>(18)</td> </tr> <tr> <td>H</td> <td>CH₂CH₂OH</td> <td>(—)</td> </tr> <tr> <td>H</td> <td>CH(CH₂OH)₂</td> <td>(—)</td> </tr> <tr> <td>H</td> <td>CH₂CH(OH)CH₂OH</td> <td>(—)</td> </tr> <tr> <td>H</td> <td>CH₂CM₂CH₂OH</td> <td>(—)</td> </tr> <tr> <td>H</td> <td><i>t</i>-Bu</td> <td>(—)</td> </tr> <tr> <td>—</td> <td>—CH₂CH(OH)CH₂—</td> <td>(—)</td> </tr> <tr> <td>H</td> <td>CH₂CH₂NMe₂</td> <td>(—)</td> </tr> <tr> <td>Me</td> <td>(CH₂)₃NHMe</td> <td>(—)</td> </tr> <tr> <td>H</td> <td>2,6-(dihydroxy)cyclohexylamino</td> <td>(—)</td> </tr> </tbody> </table>	R ¹	R ²	Yield (%)	H	Et	(18)	H	CH ₂ CH ₂ OH	(—)	H	CH(CH ₂ OH) ₂	(—)	H	CH ₂ CH(OH)CH ₂ OH	(—)	H	CH ₂ CM ₂ CH ₂ OH	(—)	H	<i>t</i> -Bu	(—)	—	—CH ₂ CH(OH)CH ₂ —	(—)	H	CH ₂ CH ₂ NMe ₂	(—)	Me	(CH ₂) ₃ NHMe	(—)	H	2,6-(dihydroxy)cyclohexylamino	(—)	
R ¹	R ²	Yield (%)																																			
H	Et	(18)																																			
H	CH ₂ CH ₂ OH	(—)																																			
H	CH(CH ₂ OH) ₂	(—)																																			
H	CH ₂ CH(OH)CH ₂ OH	(—)																																			
H	CH ₂ CM ₂ CH ₂ OH	(—)																																			
H	<i>t</i> -Bu	(—)																																			
—	—CH ₂ CH(OH)CH ₂ —	(—)																																			
H	CH ₂ CH ₂ NMe ₂	(—)																																			
Me	(CH ₂) ₃ NHMe	(—)																																			
H	2,6-(dihydroxy)cyclohexylamino	(—)																																			

TABLE IB. ALIPHATIC ALDEHYDES (Continued)

Aldehyde	Amine	Conditions	Product(s) and Yield(s) (%)	Refs.																																																						
		1. MeOH, rt, 30 min 2. HOAc 3. Na(CN)BH ₃ in MeOH	I, $\begin{matrix} R^1 & R^2 \\ \hline H & (CH_2)_3NMe_2 \\ Me & CH_2CH_2NHMe \end{matrix}$ (38)	394																																																						
C ₃₁₋₃₂		Na(CN)BH ₃ , HOAc, MeOH, 0-75°, 1 h		(—) 1480																																																						
			<table border="1"> <thead> <tr> <th>n</th> <th>R¹</th> <th>R²</th> </tr> </thead> <tbody> <tr><td>1</td><td>Me</td><td>Me</td></tr> <tr><td>1</td><td>Me</td><td>Me</td></tr> <tr><td>1</td><td>Me</td><td>CH₂OH</td></tr> <tr><td>1</td><td>Me</td><td>CH(CH₂OH)₂</td></tr> <tr><td>1</td><td>Me</td><td>(CH₂)₂OMe</td></tr> <tr><td>1</td><td>Me</td><td>C₆H₁₃</td></tr> <tr><td>1</td><td>—CH(CH₂OH)(CH₂)₃—*</td><td></td></tr> <tr><td>1</td><td>Me</td><td>C₆H₁₁</td></tr> <tr><td>1</td><td>—(CH₂)₅—</td><td></td></tr> <tr><td>1</td><td>Me</td><td>Bn</td></tr> <tr><td>1</td><td>—(CH₂)₂O(CH₂)₂—</td><td></td></tr> <tr><td>1</td><td>Me</td><td>NMe₂</td></tr> <tr><td>1</td><td>Me</td><td>N(Me)Ph</td></tr> <tr><td>1</td><td>H</td><td>(CH₂)₂NMe₂</td></tr> <tr><td>1</td><td>Me</td><td>(CH₂)₂NMe₂</td></tr> <tr><td>1</td><td>Me</td><td>(CH₂)₃NMe₂</td></tr> <tr><td>1</td><td>Me</td><td>(CH₂)₆NMe₂</td></tr> </tbody> </table>	n	R ¹	R ²	1	Me	Me	1	Me	Me	1	Me	CH ₂ OH	1	Me	CH(CH ₂ OH) ₂	1	Me	(CH ₂) ₂ OMe	1	Me	C ₆ H ₁₃	1	—CH(CH ₂ OH)(CH ₂) ₃ —*		1	Me	C ₆ H ₁₁	1	—(CH ₂) ₅ —		1	Me	Bn	1	—(CH ₂) ₂ O(CH ₂) ₂ —		1	Me	NMe ₂	1	Me	N(Me)Ph	1	H	(CH ₂) ₂ NMe ₂	1	Me	(CH ₂) ₂ NMe ₂	1	Me	(CH ₂) ₃ NMe ₂	1	Me	(CH ₂) ₆ NMe ₂	
n	R ¹	R ²																																																								
1	Me	Me																																																								
1	Me	Me																																																								
1	Me	CH ₂ OH																																																								
1	Me	CH(CH ₂ OH) ₂																																																								
1	Me	(CH ₂) ₂ OMe																																																								
1	Me	C ₆ H ₁₃																																																								
1	—CH(CH ₂ OH)(CH ₂) ₃ —*																																																									
1	Me	C ₆ H ₁₁																																																								
1	—(CH ₂) ₅ —																																																									
1	Me	Bn																																																								
1	—(CH ₂) ₂ O(CH ₂) ₂ —																																																									
1	Me	NMe ₂																																																								
1	Me	N(Me)Ph																																																								
1	H	(CH ₂) ₂ NMe ₂																																																								
1	Me	(CH ₂) ₂ NMe ₂																																																								
1	Me	(CH ₂) ₃ NMe ₂																																																								
1	Me	(CH ₂) ₆ NMe ₂																																																								
			*R configuration																																																							
			<table border="1"> <tbody> <tr><td>1</td><td>Me</td><td>(CH₂)₃NEt₂</td></tr> <tr><td>1</td><td>Me</td><td>(1-piperidinyl)ethyl</td></tr> <tr><td>1</td><td>—(CH₂)₂CH(1-piperidinyl)(CH₂)₂—</td><td></td></tr> <tr><td>1</td><td>—(CH₂)₂NMe(CH₂)₂—</td><td></td></tr> <tr><td>1</td><td>Me</td><td>2-(N-morpholino)ethyl</td></tr> <tr><td>1</td><td>Me</td><td>CH₂(4-pyridinyl)</td></tr> <tr><td>1</td><td>Me</td><td>CH₂(2-pyridinyl)</td></tr> <tr><td>1</td><td>Me</td><td>4-methyl-1-piperazinyl</td></tr> <tr><td>2</td><td>Me</td><td>Me</td></tr> </tbody> </table>	1	Me	(CH ₂) ₃ NEt ₂	1	Me	(1-piperidinyl)ethyl	1	—(CH ₂) ₂ CH(1-piperidinyl)(CH ₂) ₂ —		1	—(CH ₂) ₂ NMe(CH ₂) ₂ —		1	Me	2-(N-morpholino)ethyl	1	Me	CH ₂ (4-pyridinyl)	1	Me	CH ₂ (2-pyridinyl)	1	Me	4-methyl-1-piperazinyl	2	Me	Me																												
1	Me	(CH ₂) ₃ NEt ₂																																																								
1	Me	(1-piperidinyl)ethyl																																																								
1	—(CH ₂) ₂ CH(1-piperidinyl)(CH ₂) ₂ —																																																									
1	—(CH ₂) ₂ NMe(CH ₂) ₂ —																																																									
1	Me	2-(N-morpholino)ethyl																																																								
1	Me	CH ₂ (4-pyridinyl)																																																								
1	Me	CH ₂ (2-pyridinyl)																																																								
1	Me	4-methyl-1-piperazinyl																																																								
2	Me	Me																																																								
C ₃₂		Na(CN)BH ₃ , MeOH, rt, 14 h		(69) 808, 1481																																																						
		1. Na(CN)BH ₃ , MeOH, 0°, 1 h 2. rt, 10 h		(59) 808, 1439																																																						
		Na(CN)BH ₃		(—) 1428																																																						
		Na(CN)BH ₃		(—) 808, 1438																																																						
		1. MeOH:H ₂ O (1:1), rt, 1 h 2. Na(CN)BH ₃ in MeOH, 4°, 30 min		$\begin{matrix} R & \\ \hline i\text{-Pr} & (47) \\ s\text{-Bu} & (30) \end{matrix}$																																																						
		1. MeOH:H ₂ O (1:1), rt, 1 h 2. Na(CN)BH ₃ in MeOH, 4°, 30 min		$\begin{matrix} R & \\ \hline H & (15) \\ Me & (57) \end{matrix}$																																																						

TABLE IB. ALIPHATIC ALDEHYDES (Continued)

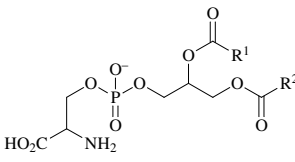
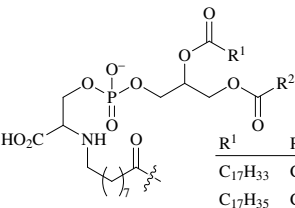
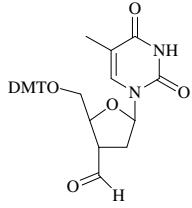
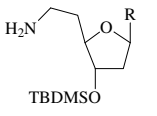
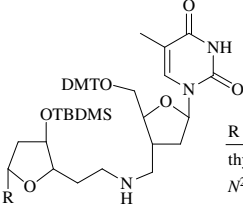
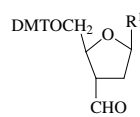
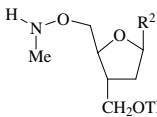
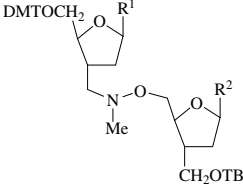
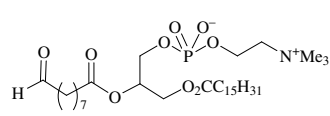
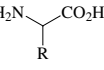
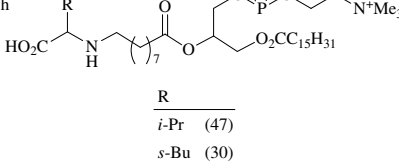
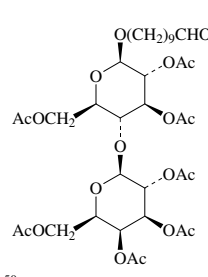
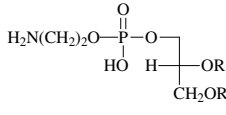
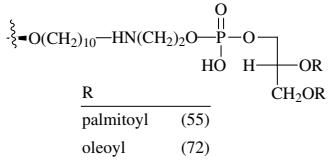
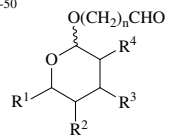
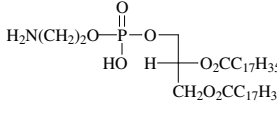
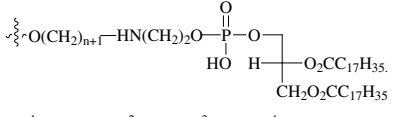
Aldehyde	Amine	Conditions	Product(s) and Yield(s) (%)	Refs.
		1. CHCl ₃ :MeOH (2:1), rt, 1 h 2. Na(CN)BH ₃ in MeOH, 4°, 30 min	 R ¹ R ² C ₁₇ H ₃₃ C ₁₇ H ₃₃ (60) C ₁₇ H ₃₅ C ₁₇ H ₃₅ (30)	518
 C ₃₂₋₄₁		NaBH(OAc) ₃ , DCE	 R thymynyl (81) N ² - <i>i</i> -Bu-guanyl (—)	1482
		BH ₃ ·pyridine, PPTS, MeOH:THF (3:1)	 R ¹ R ² CH ₂ OTBDMS R ¹ R ² 1-[(5-Me)cytosyl] 1-thymyl (84) 1-[(5-Me)cytosyl] 7-adenyl (70-85) 1-thymyl 1-[(5-Me)cytosyl] (70-85) 7-adenyl 1-thymyl (—) 7-adenyl 1-[(5-Me)cytosyl] (70-85) 9-[(4- <i>N</i> - <i>i</i> -Bu)guanyl] 1-thymyl (—) 7-[(6-Bz)adenyl] 1-thymyl (45)	309
		1. MeOH:H ₂ O (1:1), rt, 1 h 2. Na(CN)BH ₃ in MeOH, 4°, 30 min	 R <i>i</i> -Pr (47) <i>s</i> -Bu (30)	518
		NaCN(BH ₃), 58°, MeOH:CHCl ₃ , (1:1), 30 min	 R palmitoyl (55) oleoyl (72)	1467
		Na(CN)BH ₃ , MS 3 Å, MeOH:CHCl ₃ (1:1), 5°, 2 h	 R ¹ R ² R ³ R ⁴ n β-BnOCH ₂ β-BnO β-BnO α-BnO 2 (83) α-Me α-BnO α-BnO β-BnO 9 (82) β-BnOCH ₂ β-BnO β-BnO α-BnO 4 (82) β-BnOCH ₂ α-BnO β-BnO β-NHAc 9 (85) β-BnOCH ₂ β-BnO β-BnO α-BnO 6 (84) β-BnOCH ₂ α-BnO β-BnO α-BnO 6 (95) β-BnOCH ₂ α-BnO β-BnO β-BnO 6 (89) β-BnOCH ₂ β-BnO β-BnO α-BnO 9 (92) β-BnOCH ₂ α-BnO β-BnO α-BnO 9 (85) β-BnOCH ₂ α-BnO β-BnO β-BnO 9 (89) β-BnOCH ₂ β-BnO β-BnO α-BnO 15 (95)	1060

TABLE IB. ALIPHATIC ALDEHYDES (Continued)

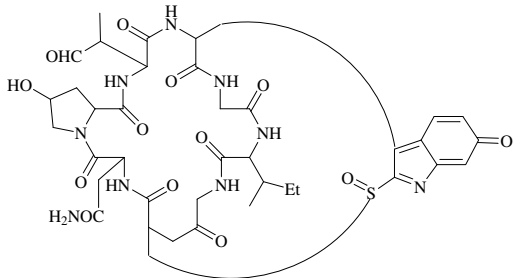
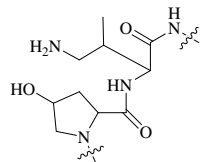
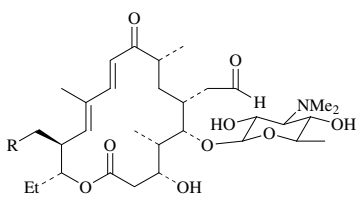
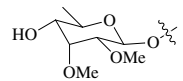

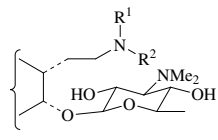







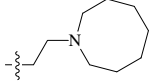
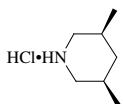
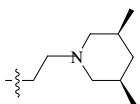
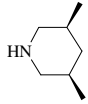


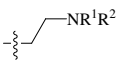
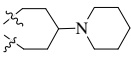








Aldehyde	Amine	Conditions	Product(s) and Yield(s) (%)	Refs.																								
<p>C₃₉</p> 	NH ₄ OAc	Na(CN)BH ₃ , MeOH, 24 h	 (80)	1483, 1484																								
 R = 		Na(CN)BH ₃ , MeOH	 <table border="1" data-bbox="1215 780 1423 1033"> <thead> <tr> <th>R¹</th> <th>R²</th> <th></th> </tr> </thead> <tbody> <tr> <td>Me</td> <td>Me</td> <td>(74)</td> </tr> <tr> <td>H</td> <td><i>c</i>-C₆H₁₁</td> <td>(41) 481</td> </tr> <tr> <td>H</td> <td>Bn</td> <td>(61)</td> </tr> <tr> <td>Me</td> <td>Ph</td> <td>(43)</td> </tr> <tr> <td>Bn</td> <td>Bn</td> <td>(62)</td> </tr> <tr> <td>H</td> <td></td> <td>(70)</td> </tr> <tr> <td>H</td> <td></td> <td>(44)</td> </tr> </tbody> </table>	R ¹	R ²		Me	Me	(74)	H	<i>c</i> -C ₆ H ₁₁	(41) 481	H	Bn	(61)	Me	Ph	(43)	Bn	Bn	(62)	H		(70)	H		(44)	
R ¹	R ²																											
Me	Me	(74)																										
H	<i>c</i> -C ₆ H ₁₁	(41) 481																										
H	Bn	(61)																										
Me	Ph	(43)																										
Bn	Bn	(62)																										
H		(70)																										
H		(44)																										
		1. MS 3 Å, MeOH, 1 h 2. NaBH ₄ , MeOH, 1.5 h 3. NaBH ₄ , 1.25 h	 (79)	747, 1485																								
		1. Na ₂ CO ₃ , <i>i</i> -BuOAc, EtOH, 1 h 2. NaBH ₄ in EtOH	 (82)	747																								
		1. Dry MeOH, 30 min 2. Na(CN)BH ₃ , overnight	"	(—) 747, 1486																								
		NaCN(BH ₃), MeOH, 5 h	"	(34) 1487																								
		Na(CN)BH ₃ , MeOH, 3 h	 (—)	747																								
<table border="1" data-bbox="529 1595 763 1940"> <thead> <tr> <th>R¹, R²</th> </tr> </thead> <tbody> <tr> <td>—(CH₂)₄—</td> </tr> <tr> <td>—(CH₂)₅—</td> </tr> <tr> <td>—(CH₂)₆—</td> </tr> <tr> <td>—(CH₂)₁₂—</td> </tr> <tr> <td>—(CH₂)₂CH(OH)(CH₂)₂—</td> </tr> <tr> <td></td> </tr> <tr> <td></td> </tr> <tr> <td></td> </tr> </tbody> </table>					R ¹ , R ²	—(CH ₂) ₄ —	—(CH ₂) ₅ —	—(CH ₂) ₆ —	—(CH ₂) ₁₂ —	—(CH ₂) ₂ CH(OH)(CH ₂) ₂ —																		
R ¹ , R ²																												
—(CH ₂) ₄ —																												
—(CH ₂) ₅ —																												
—(CH ₂) ₆ —																												
—(CH ₂) ₁₂ —																												
—(CH ₂) ₂ CH(OH)(CH ₂) ₂ —																												
																												
																												
																												

TABLE IB. ALIPHATIC ALDEHYDES (Continued)

Aldehyde	Amine	Conditions	Product(s) and Yield(s) (%)	Refs.
		1. MS 3 Å, MeOH 10 min 2. Na(CN)BH ₃ , 18 h	 <u>R¹, R²</u> —(CH ₂) ₈ — (—) (—) (—) (—) (—) (—) (—) (—) (—) (68)	747
		1. MeOH, 30 min 2. Na(CN)BH ₃ , overnight	 <u>R¹ R²</u> H CH ₂ Bu- <i>t</i> (70) —(CH ₂) ₂ O(CH ₂) ₂ — (61)	390
		1. MS 3 Å, MeOH, 15 min 2. Na(CN)BH ₃ , 17 h	 (39)	390
		1. Na(CN)BH ₃ , MeOH, 5 min 2. overnight	 (45)	390

TABLE IB. ALIPHATIC ALDEHYDES (Continued)

Aldehyde	Amine	Conditions	Product(s) and Yield(s) (%)	Refs.															
		1. MeOH, 20 min 2. Na(CN)BH ₃ , 3 h	(43)	1488															
		Na(CN)BH ₃ , MeOH	(—)	1488															
		Na(CN)BH ₃ , MeOH, 3 h		675															
<table border="1"> <thead> <tr> <th>R¹</th> <th>R²</th> <th>I</th> <th>II</th> <th>III</th> </tr> </thead> <tbody> <tr> <td>H</td> <td>COPr-<i>n</i></td> <td>(26)</td> <td>(30)</td> <td>(—)</td> </tr> <tr> <td><i>n</i>-Pr</td> <td>COBu-<i>i</i></td> <td>(28)</td> <td>(33)</td> <td>(0.5)</td> </tr> </tbody> </table>		R ¹	R ²	I	II	III	H	COPr- <i>n</i>	(26)	(30)	(—)	<i>n</i> -Pr	COBu- <i>i</i>	(28)	(33)	(0.5)			
R ¹	R ²	I	II	III															
H	COPr- <i>n</i>	(26)	(30)	(—)															
<i>n</i> -Pr	COBu- <i>i</i>	(28)	(33)	(0.5)															
C ₃₉₋₄₃			Na(CN)BH ₃ , MeOH, 3 h		675														
C ₄₀			Na(CN)BH ₃ , dark, MeOH, 18 d		769														
C ₄₂			Na(CN)BH ₃ , dark, MeOH, 96-170 h		769														
			Na(CN)BH ₃ , MeOH, 3 h		675														
			Na(CN)BH ₃ , MeOH, 3 h	(42)	675														

TABLE IB. ALIPHATIC ALDEHYDES (Continued)

Aldehyde	Amine	Conditions	Product(s) and Yield(s) (%)	Refs.																																				
<p>C₄₅₋₄₆</p>		<p>1. MS 3 Å, MeOH, 5 min 2. Na(CN)BH₃, 4-18 h</p>	<table border="1"> <thead> <tr> <th>R¹</th> <th>Yield (%)</th> </tr> </thead> <tbody> <tr> <td>H</td> <td>(65)</td> </tr> <tr> <td>Me</td> <td>(27)</td> </tr> </tbody> </table>	R ¹	Yield (%)	H	(65)	Me	(27)	747																														
R ¹	Yield (%)																																							
H	(65)																																							
Me	(27)																																							
<p>R² = </p> <p>R³ = </p>																																								
<p>C₄₆</p>		Na(CN)BH ₃ , MeOH	<table border="1"> <thead> <tr> <th>R³</th> <th>R⁴</th> <th>Yield (%)</th> </tr> </thead> <tbody> <tr> <td>H</td> <td>Me</td> <td>(47)</td> </tr> <tr> <td>H</td> <td>Et</td> <td>(41)</td> </tr> <tr> <td>Me</td> <td>Me</td> <td>(82)</td> </tr> <tr> <td>H</td> <td>OMe</td> <td>(74)</td> </tr> <tr> <td>H</td> <td><i>c</i>-C₆H₁₁</td> <td>(50)</td> </tr> <tr> <td>H</td> <td>Bn</td> <td>(70)</td> </tr> <tr> <td>H</td> <td>Ph</td> <td>(49)</td> </tr> <tr> <td>Me</td> <td>Ph</td> <td>(34)</td> </tr> <tr> <td>Bn</td> <td>Bn</td> <td>(70)</td> </tr> <tr> <td>H</td> <td></td> <td>(69)</td> </tr> <tr> <td>H</td> <td></td> <td>(79)</td> </tr> </tbody> </table>	R ³	R ⁴	Yield (%)	H	Me	(47)	H	Et	(41)	Me	Me	(82)	H	OMe	(74)	H	<i>c</i> -C ₆ H ₁₁	(50)	H	Bn	(70)	H	Ph	(49)	Me	Ph	(34)	Bn	Bn	(70)	H		(69)	H		(79)	481
R ³	R ⁴	Yield (%)																																						
H	Me	(47)																																						
H	Et	(41)																																						
Me	Me	(82)																																						
H	OMe	(74)																																						
H	<i>c</i> -C ₆ H ₁₁	(50)																																						
H	Bn	(70)																																						
H	Ph	(49)																																						
Me	Ph	(34)																																						
Bn	Bn	(70)																																						
H		(69)																																						
H		(79)																																						
<p>R¹ = </p> <p>R² = </p>																																								
	NH ₄ OAc	Na(CN)BH ₃ , MeOH, 3 h	(21) (22)	418																																				
<p>R¹ = </p> <p>R² = </p>																																								
<p>C₇₇</p>		Na(CN)BH ₃ , MeOH	(—)	1488																																				

TABLE IB. ALIPHATIC ALDEHYDES (Continued)

Aldehyde	Amine	Conditions	Product(s) and Yield(s) (%)	Refs.	
C ₉₄		H ₂ N-CH ₂ -R	Na(CN)BH ₃ , Na ₂ HPO ₄ (0.1 M), MeOH, overnight	 R = Me, CH ₂ NH ₂ , CO ₂ H	387

TABLE IC. α -HETEROATOM ALDEHYDES

Aldehyde	Amine	Conditions	Product(s) and Yield(s) (%)	Refs.																														
$\text{H}-\text{C}(=\text{O})-\text{CH}_2-\text{OH}$		$\text{Na}(\text{CN})\text{BH}_3$, MS 4 Å, MeOH, 15-18 h	 <table border="1"> <thead> <tr> <th>R^1</th> <th>R^2</th> <th>Yield (%)</th> </tr> </thead> <tbody> <tr> <td>H</td> <td>OMe</td> <td>(65)</td> </tr> <tr> <td>OMe</td> <td>H</td> <td>(76)</td> </tr> </tbody> </table>	R^1	R^2	Yield (%)	H	OMe	(65)	OMe	H	(76)	856																					
R^1	R^2	Yield (%)																																
H	OMe	(65)																																
OMe	H	(76)																																
		$\text{Na}(\text{CN})\text{BH}_3$	 (45)	405																														
		$\text{Na}(\text{CN})\text{BH}_3$, MeOH	 (97)	1489																														
$\text{H}-\text{C}(=\text{O})-\text{CH}_2-\text{Cl}$	$\text{H}-\text{N}(\text{R}^1)(\text{R}^2)$	$\text{NaBH}(\text{OAc})_3$, HOAc CH_2Cl_2 , 2 h	 <table border="1"> <thead> <tr> <th>R^1</th> <th>R^2</th> <th>Yield (%)</th> </tr> </thead> <tbody> <tr> <td>Me</td> <td>Bn</td> <td>(75)</td> </tr> <tr> <td><i>n</i>-Pr</td> <td>Bn</td> <td>(—)</td> </tr> <tr> <td><i>i</i>-Pr</td> <td>Bn</td> <td>(—)</td> </tr> <tr> <td><i>c</i>-Pr</td> <td>Bn</td> <td>(—)</td> </tr> <tr> <td>Bn</td> <td>Bn</td> <td>(—)</td> </tr> <tr> <td colspan="2">—(CH₂)₅—</td> <td>(—)</td> </tr> <tr> <td colspan="2">—(CH₂)₂O(CH₂)₂—</td> <td>(—)</td> </tr> <tr> <td colspan="2">—(CH₂)₂NMe(CH₂)₂—</td> <td>(—)</td> </tr> <tr> <td colspan="2"> </td> <td>(—)</td> </tr> </tbody> </table>	R^1	R^2	Yield (%)	Me	Bn	(75)	<i>n</i> -Pr	Bn	(—)	<i>i</i> -Pr	Bn	(—)	<i>c</i> -Pr	Bn	(—)	Bn	Bn	(—)	—(CH ₂) ₅ —		(—)	—(CH ₂) ₂ O(CH ₂) ₂ —		(—)	—(CH ₂) ₂ NMe(CH ₂) ₂ —		(—)			(—)	1378
R^1	R^2	Yield (%)																																
Me	Bn	(75)																																
<i>n</i> -Pr	Bn	(—)																																
<i>i</i> -Pr	Bn	(—)																																
<i>c</i> -Pr	Bn	(—)																																
Bn	Bn	(—)																																
—(CH ₂) ₅ —		(—)																																
—(CH ₂) ₂ O(CH ₂) ₂ —		(—)																																
—(CH ₂) ₂ NMe(CH ₂) ₂ —		(—)																																
		(—)																																

TABLE IC. α -HETEROATOM ALDEHYDES (Continued)

Aldehyde	Amine	Conditions	Product(s) and Yield(s) (%)	Refs.																		
		NaBH(OAc) ₃ , HOAc, CH ₂ Cl ₂	 R Et (—) Pr- <i>i</i> (61)	648																		
C _{2,9}		1. MS 3 Å, THF, 1 h 2. Na(CN)BH ₃ in THF	 (—)	1081																		
	<table border="1"> <thead> <tr> <th>R¹</th> <th>R²</th> <th>R³</th> </tr> </thead> <tbody> <tr> <td>H</td> <td>H</td> <td>OH</td> </tr> <tr> <td>H</td> <td>Me</td> <td>OH</td> </tr> <tr> <td>Me</td> <td>H</td> <td>OH</td> </tr> <tr> <td>Ph</td> <td>H</td> <td>OH</td> </tr> <tr> <td>H</td> <td>H</td> <td>OBn</td> </tr> </tbody> </table>	R ¹	R ²	R ³	H	H	OH	H	Me	OH	Me	H	OH	Ph	H	OH	H	H	OBn			
R ¹	R ²	R ³																				
H	H	OH																				
H	Me	OH																				
Me	H	OH																				
Ph	H	OH																				
H	H	OBn																				
		NaBH(OAc) ₃ , HOAc, DCE, 0° to rt, overnight	 (—)	1490																		
C ₃		Na(CN)BH ₃ , MeOH, 5 h	 (71)	54																		
		Na(CN)BH ₃ , MeOH, H ₂ O, overnight	 (—)	354																		
		Na(CN)BH ₃ , MeOH	 (—)	1491																		
		Na(CN)BH ₃ , MeOH	 R OH (61) H (—)	1491																		
		Na(CN)BH ₃ , MeOH	 (—)	1491																		

TABLE IC. α -HETEROATOM ALDEHYDES (Continued)

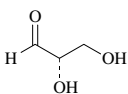
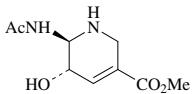
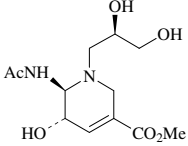
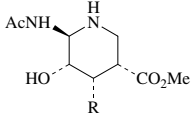
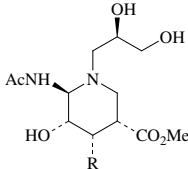
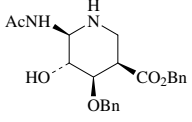
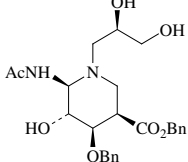
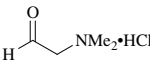
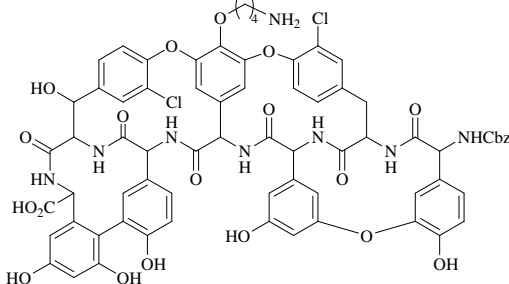
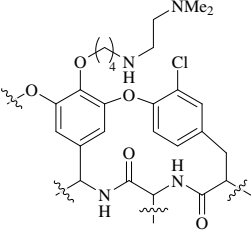
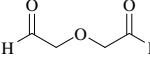
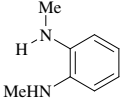
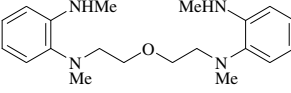
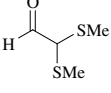
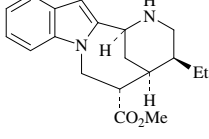
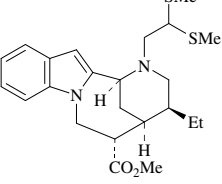
Aldehyde	Amine	Conditions	Product(s) and Yield(s) (%)	Refs.
		Na(CN)BH ₃ , MeOH	 (—)	1491
		Na(CN)BH ₃ , MeOH	 $\frac{R}{OH}$ (61) H (—)	1491
		Na(CN)BH ₃ , MeOH	 (—)	1491
C ₄ 		Na(CN)BH ₃ , MeOH, MeCN, 4 h	 (—)	1492
		1. Na(CN)BH ₃ , MeOH, -50°, 10 min 2. 0°, 2 h	 (52)	1493
		Na(CN)BH ₃ , HCl (4 N) in MeOH, MeOH, 48 h	 (32)	1494

TABLE IC. α -HETEROATOM ALDEHYDES (Continued)

Aldehyde	Amine	Conditions	Product(s) and Yield(s) (%)	Refs.
C ₄₋₁₃ 		1. MeOH, MS 3 Å, 30 min 2. Na(CN)BH ₃ , THF, 3 h	 (-) R n CH(OMe)Me 1 1 CH ₂ OBn 1 1 1 0 0 1	1360
C ₆ 		Na(CN)BH ₃ , MeOH	 (-)	1495
		Na(CN)BH ₃ , MeOH	 (85)	1496
		1. Ti(OPr- <i>i</i>) ₄ , EtOH, 1 h 2. Na(CN)BH ₃ , overnight	 (68)	100
		NaBH(OAc) ₃ , DCE	 (97)	100, 1497
		Na(CN)BH ₃ , NaOAc	 (-)	1498
		Na(CN)BH ₃ , MS 3 Å, MeOH	 (69)	61
		1. DCE, 30 min 2. NaBH(OAc) ₃ , HOAc, 48 h	 n 2 (75) 3 (82) 4 (86) 5 (80) 6 (90) 7 (89) 8 (84)	695

TABLE IC. α -HETEROATOM ALDEHYDES (Continued)

Aldehyde	Amine	Conditions	Product(s) and Yield(s) (%)	Refs.
		1. Dry EtOH, 0°, 2.5 h 2. rt, 15 h 3. NaBH ₄ , 3 h	 (76)	1499
		Na(CN)BH ₃ , DMF, HOAc, 95°, 3 h	 (64)	471
		Na(CN)BH ₃ , MeOH	 R Ph (78) 3-ClC ₆ H ₄ (72) 3-O ₂ NC ₆ H ₄ (88) Bn (74) 1-naphthyl (40) 1-(4-O ₂ N)-naphthyl (47)	1500
		Na(CN)BH ₃ , HOAc, MeOH, 17 h	 R Et (43) 1-propenyl (69) 1-propynyl (75) <i>n</i> -Pr (36) <i>i</i> -Pr (28) 2-butenyl (88) 3-butenyl (83) CH ₂ C ₂ H ₅ -c (85) 4-pentenyl (97)	1501
		1. Phosphate buffer, pH 7, 35°, 20 h 2. NaBH ₄ , 1 h	 (—)	1138
		Na(CN)BH ₃ , phosphate buffer, pH 7, overnight	 (47)	1103
		Na(CN)BH ₃ , NaOAc	 (—)	1498
		Ar = 3-indolyl; n = 0, 1		
		Na(CN)BH ₃ , NaOAc	 (—)	1498
		Na(CN)BH ₃ , HOAc, CHCl ₃ , MeOH, DMSO, 30 h	 (—)	1061
		1. NaOAc, HOAc, pH 6 2. Na(CN)BH ₃ , 10 min 3. Repeat 5 times	 (—)	1502, 1503
		R = R ¹ = CH ₂ CH ₂ OH, C ₈ H ₁₇		
		Na(CN)BH ₃ , MeOH, 18 h	 R <i>i</i> -Bu (55) <i>s</i> -Bu (63) Bn (61) CH ₂ OBn (27) CH ₂ C ₆ H ₄ OBu- <i>t</i> -4 (34)	697

TABLE IC. α -HETEROATOM ALDEHYDES (Continued)

Aldehyde	Amine	Conditions	Product(s) and Yield(s) (%)	Refs.
		1. MS 3 Å, THF:MeOH (1:1), 2 h 2. Na(CN)BH ₃ , 16 h		1505
C ₁₀ 		1. MS 3 Å, TFA, Et ₃ N, pH 6, MeOH, 2 h 2. Na(CN)BH ₃ , THF, 72 h		1025
		Na(CN)BH ₃ , MS 4 Å		1406
	"	Na(CN)BH ₃ , MS 5 Å, MeOH	" R or S (—)	70
		Na(CN)BH ₃ , NMe ₄ OAc, MS 3 Å, dry MeCN, 15 h		1506
		Na(CN)BH ₃		1508
		1. H ₂ O, NaOH (1 M), pH 8.5-9.0, 0°, 30 min 2. Na(CN)BH ₃ , HOAc (10%), pH 7, 0°, 1 h		1507
		Na(CN)BH ₃ , MeOH, MS 3 Å, 2 h		729
C ₁₁ 		Na(CN)BH ₃ , HCl, MeOH, 16 h		1509
		Na(CN)BH ₃		231
		Na(CN)BH ₃		231
		Na(CN)BH ₃		231

TABLE IC. α -HETEROATOM ALDEHYDES (Continued)

Aldehyde	Amine	Conditions	Product(s) and Yield(s) (%)	Refs.
C ₁₂ 	H ₂ NCH ₂ CO ₂ Et	Na(CN)BH ₃ , MeOH	 (56)	1510
		Na(CN)BH ₃ , MeOH, 2 h	 (71)	1511
		Na(CN)BH ₃ , MeOH:H ₂ O (1:1) 70°, 6 h	 R <u> </u> <i>i</i> -Pr (70-80) <i>i</i> -Bu (—) (CH ₂) ₂ SMe (—) Bn (70-80)	396
	"	Na(CN)BH ₃ , MeOH, 2 h	" R <u> </u> CH ₂ CH ₂ CH ₂ NH ₂ (52) CH ₂ S <i>Bu-t</i> (83) CH ₂ CO ₂ <i>Bu-t</i> (99) Bn (93) CH ₂ C ₆ H ₄ OH-4 (45) CH(Me)OTBDMS (71) CH ₂ C ₆ H ₄ OBn-4 (61)	1511
	H ₂ N(CH ₂) ₆ CO ₂ H	Na(CN)BH ₃ , MeOH:H ₂ O (1:1), 70°, 6 h	 (70-80)	396
 I: R ¹ = OMOM, R ² = H II: R ¹ = H, R ² = OMOM I:II = 15:1	AcOH•H ₂ NCH ₂ CO ₂ <i>Bu-t</i>	Na(CN)BH ₃ , MeOH, THF, 0°, 12 h	 (79)	721, 734, 798, 807, 808
		Na(CN)BH ₃ , THF, MeOH, 0°, 16 h	 (81)	721, 732, 807, 808
			I: R ¹ = MOM, R ² = H; II: R ¹ = H, R ² = MOM I:II = 8:1	
		Na(CN)BH ₃ , THF, MeOH, 0°, 16 h	 (77)	721, 734, 798, 807, 808
			I: R ¹ = MOM, R ² = H; II: R ¹ = H, R ² = MOM I:II = 10:1	
		Na(CN)BH ₃ , MeOH, 0° to rt	 (90)	1512
C ₁₃₋₁₆ 		Na(CN)BH ₃ , ZnCl ₂ , MeOH, 1 h	 R <u> </u> H (71) CO ₂ Et (70)	115

TABLE IC. α -HETEROATOM ALDEHYDES (Continued)

Aldehyde	Amine	Conditions	Product(s) and Yield(s) (%)	Refs.
		Na(CN)BH ₃ , ZnCl ₂ , MeOH, 1 h	 R H (83) CO ₂ Et (63)	115
C ₁₄		BH ₃ ·pyridine, HOAc, MeOH:H ₂ O (1:1), 65°, 19 h	 (—)	1147
		Na(CN)BH ₃ , AcOH, H ₂ O, 18 h	 (15)	1513
		1. HOAc, MS 3 Å, dry EtOH, 12 h 2. Na(CN)BH ₃ , 6 h	 (57)	1514
C ₁₅		Na(CN)BH ₃ , MeOH, overnight	 (84)	1515
		Na(CN)BH ₃ , MeOH, HOAc	 (54-66)	1516
		1. Na(CN)BH ₃ , HCl (2 M) in MeOH, pH 6, MeOH, rt, 15-30 min 2. Reflux, 30 min	 R H (50) OMe (55)	1517
		1. HCl in MeOH, pH 6, MeOH, -10° 2. Na(CN)BH ₃ , MS 3 Å, 18 h	 (37)	1518
		1. MS 3 Å, MeOH 2. Na(CN)BH ₃	 n 1 (83) 2 (91)	1519
		1. HCl (1 M) in MeOH, NH ₄ OAc, MS 3 Å, pH 6, 2 h 2. Na(CN)BH ₃ , 24 h	 (59)	1520

TABLE IC. α -HETEROATOM ALDEHYDES (Continued)

Aldehyde	Amine	Conditions	Product(s) and Yield(s) (%)	Refs.
C ₁₅₋₂₀ 		1. HCl in MeOH, MS 3 Å, pH 6, 15 min 2. Na(CN)BH ₃ , 18-36 h	 R ¹ R ² R ³ CO ₂ Me Me Me (40) CO ₂ Me —(CH ₂) ₂ CH=CHCH ₂ — (40) Bn —(CH ₂) ₄ — (46) Bn —CH ₂ CH(OH)(CH ₂) ₂ — (55)	1518
C ₁₆ 		1. MeOH, 1 h 2. Na(CN)BH ₃ , overnight	 E (—) Z (88)	1515
		1. Ti(OPr-i) ₄ 2. Na(CN)BH ₃ , EtOH, 20 h	 (56) 89% ee	96
		Na(CN)BH ₃ , MeOH, 2.5 h	 (51)	1335
		Na(CN)BH ₃ , MeOH, 19 h	 (81)	808, 1444
		1. Na(CN)BH ₃ , MeOH 2. MS 3 Å, 20 h	 (61)	729
		NaBH(OAc) ₃ , HNEt ₂ , HOAc, pH 5, THF, 0°	 (—)	1521
(1.0 eq) 		NaBH(OAc) ₃ , HOAc, pH 5, THF, 0°	 (58)	1521
(2.2 eq) 	"	NaBH(OAc) ₃ , HOAc, pH 5, THF, 0°	 (65) R =	1521
		1. Ti(OPr-i) ₄ , MS 3 Å, toluene, 2 h 2. Na(CN)BH ₃ in EtOH, 48 h	 (33)	101

TABLE IC. α -HETEROATOM ALDEHYDES (Continued)

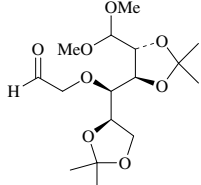
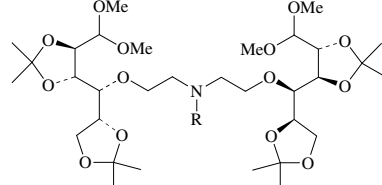
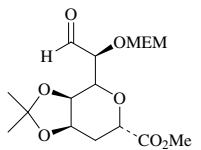
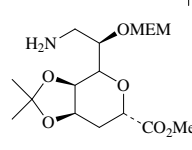
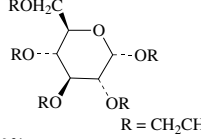

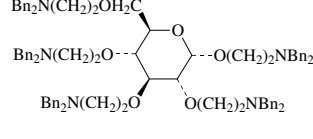
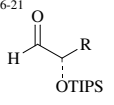
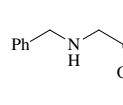
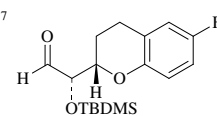
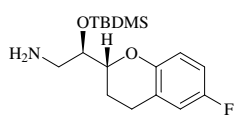
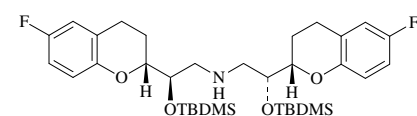
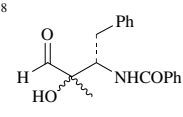
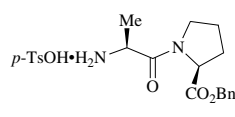
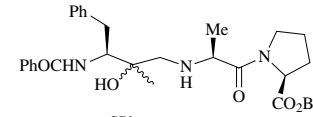
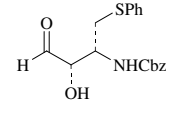
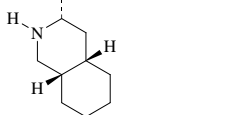
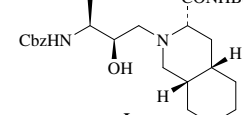
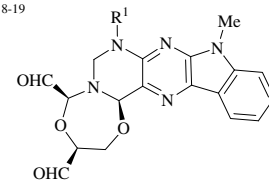

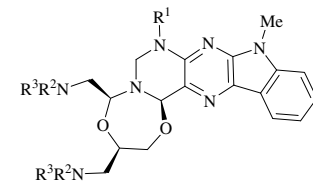
Aldehyde	Amine	Conditions	Product(s) and Yield(s) (%)	Refs.
	NH ₄ OAc	Na(CN)BH ₃	 (21)	395
	NH ₄ OAc	Na(CN)BH ₃ , MeOH, 16 h	 (40)	140
 R = CH ₂ CHO		NaBH(OAc) ₃ , THF, -10°, 3 h	 (74)	819, 1522
C ₁₆₋₂₁ 	H ₂ N-CH ₂ -Ph	1. Ti(OPr- <i>i</i>) ₄ , 0.5 h 2. Na(CN)BH ₃ , 16 h	 R n-C ₅ H ₁₁ (56) (CH ₂) ₃ OPiv (63) (CH ₂) ₄ OPiv (65) (CH ₂) ₅ OPiv (64)	97
C ₁₇ 		NaBH(OAc) ₃ , THF, DCE, 3 h	 (91)	1523
C ₁₈ 		Na(CN)BH ₃ , NaHCO ₃ , MS 3 Å, THF, <i>i</i> -PrOH	 (33)	1066
		Na(CN)BH ₃ NaBH ₄ NaBH ₄ , Ti(OPr- <i>i</i>) ₄ BH ₃ •pyridine 1. Benzotriazole, THF, MS 4 Å, 17 h 2. NaBH ₄ , 25 h	 I II (13-26) (13-26) (13-26) (13-26) (—) (—)	214
C ₁₈₋₁₉ 	 R ¹ R ² R ³ H Et Et Me Et Et Me Me (CH ₂) ₃ NMe ₂ Me Me 4- <i>N</i> -methyl-1-piperidiny Me Me 4- <i>N</i> -methyl-1-piperaziny	Na(CN)BH ₃	 (21-57)	1524

TABLE IC. α -HETEROATOM ALDEHYDES (Continued)

Aldehyde	Amine	Conditions	Product(s) and Yield(s) (%)	Refs.
C ₁₉ 		Na(CN)BH ₃ , MeOH, 20°, 20 h	(65)	808, 1525
		1. DMF, 0° 2. Na(CN)BH ₃ in DMF, 1 h	(—)	722
	"	1. DMF, 0°, 5 min 2. Na(CN)BH ₃ in DMF, 1 h	(—) (—)	726
C ₁₉₋₂₁ 		1. Ti(OPr- <i>i</i>) ₄ 2. Na(CN)BH ₃ , EtOH, 20 h	$\frac{n}{3}$ (63) 87% ee 4 (65) 89% ee 5 (64) 91% ee	96
C ₂₀ 		NaBH(OAc) ₃ , HOAc, CH ₂ Cl ₂ , 0° to rt, 1 h	(—)	1378
C ₂₂ 		Na(CN)BH ₃ , MeOH, 0°, 12 h	(43)	808, 860
C ₂₃ 		Na(CN)BH ₃ , HOAc, MeOH, overnight	(62-75)	397
C ₂₃₋₂₇ 		1. Na(CN)BH ₃ , NaOAc, <i>i</i> -PrOH, 0°, 2 h 2. rt, overnight	$\frac{n}{3}$ (68) 5 (—) 7 (—)	1033
C ₂₄ 		Na(CN)BH ₃ , HOAc, MeOH	(40)	1526

TABLE IC. α -HETEROATOM ALDEHYDES (Continued)

Aldehyde	Amine	Conditions	Product(s) and Yield(s) (%)	Refs.																																				
		Na(CN)BH ₃	<table border="1"> <thead> <tr> <th>R¹</th> <th>R²</th> <th>R³</th> <th>Yield (%)</th> </tr> </thead> <tbody> <tr> <td><i>i</i>-Bu</td> <td>H</td> <td>OBn</td> <td>(73)</td> </tr> <tr> <td>H</td> <td>Ph</td> <td>OEt</td> <td>(69)</td> </tr> <tr> <td>Ph</td> <td>H</td> <td>NHBu-<i>i</i></td> <td>(68)</td> </tr> <tr> <td>CH₂CH₂SMe</td> <td>H</td> <td>NHBu-<i>i</i></td> <td>(83)</td> </tr> <tr> <td>CH₂CH₂SMe</td> <td>H</td> <td>OMe</td> <td>(76)</td> </tr> <tr> <td><i>i</i>-Bu</td> <td>H</td> <td>OBu-<i>t</i></td> <td>(60)</td> </tr> <tr> <td><i>i</i>-Bu</td> <td>H</td> <td>OBu-<i>t</i></td> <td>(56)</td> </tr> <tr> <td><i>i</i>-Bu</td> <td>H</td> <td>OBn</td> <td>(41)</td> </tr> </tbody> </table>	R ¹	R ²	R ³	Yield (%)	<i>i</i> -Bu	H	OBn	(73)	H	Ph	OEt	(69)	Ph	H	NHBu- <i>i</i>	(68)	CH ₂ CH ₂ SMe	H	NHBu- <i>i</i>	(83)	CH ₂ CH ₂ SMe	H	OMe	(76)	<i>i</i> -Bu	H	OBu- <i>t</i>	(60)	<i>i</i> -Bu	H	OBu- <i>t</i>	(56)	<i>i</i> -Bu	H	OBn	(41)	1527
R ¹	R ²	R ³	Yield (%)																																					
<i>i</i> -Bu	H	OBn	(73)																																					
H	Ph	OEt	(69)																																					
Ph	H	NHBu- <i>i</i>	(68)																																					
CH ₂ CH ₂ SMe	H	NHBu- <i>i</i>	(83)																																					
CH ₂ CH ₂ SMe	H	OMe	(76)																																					
<i>i</i> -Bu	H	OBu- <i>t</i>	(60)																																					
<i>i</i> -Bu	H	OBu- <i>t</i>	(56)																																					
<i>i</i> -Bu	H	OBn	(41)																																					
<p>C₂₅</p>		Na(CN)BH ₃	<p>(—)</p>	1528																																				
<p>C₃₁</p> <p>Ar = 3,5-(MeO)₂C₆H₂OCbz-4</p>		Na(CN)BH ₃ , HOAc, pH 4-5, MeOH, 1 h	<p>(—)</p> <table border="1"> <thead> <tr> <th>R¹</th> <th>R²</th> </tr> </thead> <tbody> <tr> <td>H</td> <td><i>c</i>-C₆H₁₁</td> </tr> <tr> <td>H</td> <td>Bn</td> </tr> <tr> <td>H</td> <td></td> </tr> <tr> <td>H</td> <td></td> </tr> <tr> <td>Et</td> <td>Et</td> </tr> </tbody> </table>	R ¹	R ²	H	<i>c</i> -C ₆ H ₁₁	H	Bn	H		H		Et	Et	1200																								
R ¹	R ²																																							
H	<i>c</i> -C ₆ H ₁₁																																							
H	Bn																																							
H																																								
H																																								
Et	Et																																							
<p>C₃₇</p>		Na(CN)BH ₃ , MeOH	<p>(57)</p>	1529																																				
		Na(CN)BH ₃ , MeOH	<p>(52)</p>	1529																																				

TABLE IC. α -HETEROATOM ALDEHYDES (Continued)

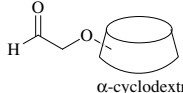
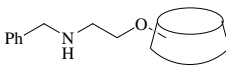
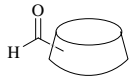
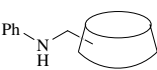
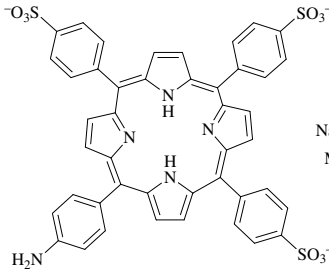
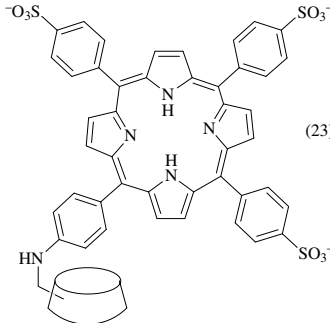
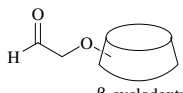
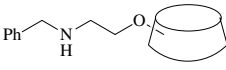
Aldehyde	Amine	Conditions	Product(s) and Yield(s) (%)	Refs.
C ₃₈  α -cyclodextrin	$\text{H}_2\text{N}-\text{CH}_2-\text{Ph}$	1. HCl in MeOH, pH 6, MeOH 2. Na(CN)BH ₃ , 48 h	 (—)	1530
C ₄₂  β -cyclodextrin	$\text{H}_2\text{N}-\text{Ph}$	Na(CN)BH ₃ in THF, dilute HCl, pH 6, H ₂ O, 6 d	 (34)	1068
		Na(CN)BH ₃ , MeOH (aq)	 (23)	1531
C ₄₄  β -cyclodextrin	$\text{H}_2\text{N}-\text{CH}_2-\text{Ph}$	1. HCl in MeOH, pH 6, MeOH 2. Na(CN)BH ₃ , 48 h	 (—)	1530

TABLE ID. α -CARBONYL ALDEHYDES


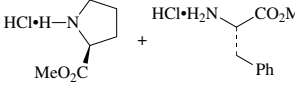
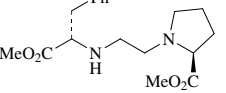

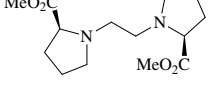

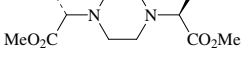
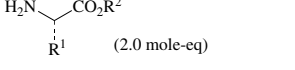
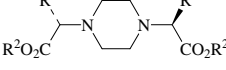
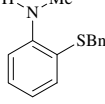
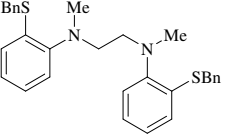
Aldehyde	Amine	Conditions	Product(s) and Yield(s) (%)	Refs.																		
C_2 		$Na(CN)BH_3$, MeOH, 20 h	 (34) +	87																		
		$Na(CN)BH_3$, MeOH, 20 h	 (23) +																			
		$Na(CN)BH_3$, MeOH, 20 h	 (11)																			
		1. MeOH, 10 min 2. $Na(CN)BH_3$	 (837)	837																		
			<table border="1"> <thead> <tr> <th>R^1</th> <th>R^2</th> <th>Yield (%)</th> </tr> </thead> <tbody> <tr> <td><i>i</i>-Pr</td> <td>Et</td> <td>(70-80)</td> </tr> <tr> <td><i>s</i>-Bu</td> <td>Me</td> <td>(70-80)</td> </tr> <tr> <td>CH_2CH_2SMe</td> <td>Me</td> <td>(70-80)</td> </tr> <tr> <td>Bn</td> <td>Me</td> <td>(75)</td> </tr> <tr> <td>$CH_2C_6H_4OH-4$</td> <td>Et</td> <td>(70-80)</td> </tr> </tbody> </table>	R^1	R^2	Yield (%)	<i>i</i> -Pr	Et	(70-80)	<i>s</i> -Bu	Me	(70-80)	CH_2CH_2SMe	Me	(70-80)	Bn	Me	(75)	$CH_2C_6H_4OH-4$	Et	(70-80)	
R^1	R^2	Yield (%)																				
<i>i</i> -Pr	Et	(70-80)																				
<i>s</i> -Bu	Me	(70-80)																				
CH_2CH_2SMe	Me	(70-80)																				
Bn	Me	(75)																				
$CH_2C_6H_4OH-4$	Et	(70-80)																				
		$Na(CN)BH_3$, $ZnCl_2$, MeOH, 3 h	 (28)	107																		

TABLE ID. α -CARBONYL ALDEHYDES (Continued)

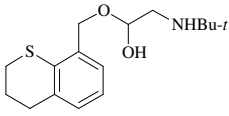
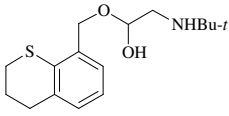
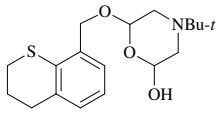
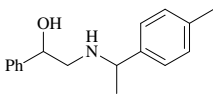
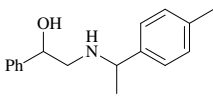
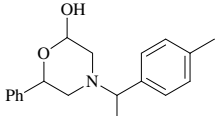
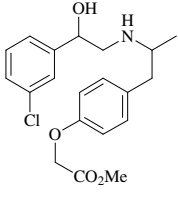
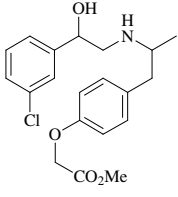
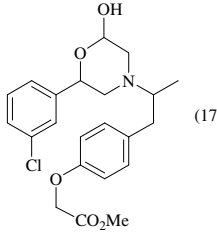
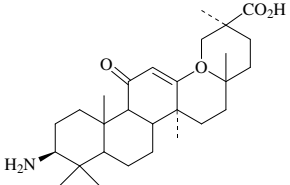
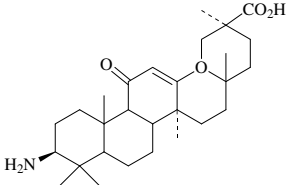
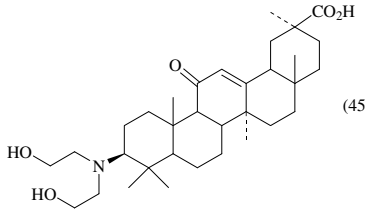

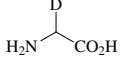

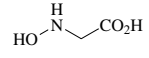

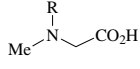
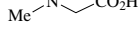
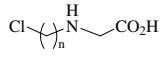

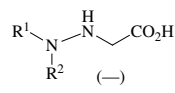
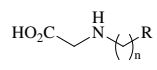
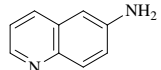
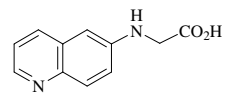
Aldehyde	Amine	Conditions	Product(s) and Yield(s) (%)	Refs.
		1. Na(CN)BH ₃ , TEA, MeOH, 24 h 2. ZnI ₂ , 2 d	 (96)	126
		1. Na(CN)BH ₃ , TEA, MeOH, MS, ZnI ₂ , 24 h 2. ZnI ₂ , 3 d	 (89)	126
		1. Na(CN)BH ₃ , MeOH, TEA, MS, 24 h 2. ZnI ₂ , 6 d	 (17)	126
		Na(CN)BH ₃ , MeOH, 24 h	 (45)	405
	NH ₃ (15 M aq)	1. H ₂ O, 55° 2. NaBD ₄ , 2 h	 (79)	229
	NH ₄ Br	Na(CN)BH ₃ , MeOH, pH 6-8, 48 h	H ₂ N-CH ₂ -CO ₂ H (52)	19
		1. MeOH (50% aq), bromocresol green, KOH 2. Na(CN)BH ₃ , HCl, 4 h 3. HCl, 10 h	 (—)	496
	"	1. NaOH, pH 5, H ₂ O 2. Li(CN)BH ₃ , 48 h	" (53)	49
		1. KOH, MeOH 2. Na(CN)BH ₃ , 72 h	 (35)  (38)	719
	HCl·H ₂ N-(CH ₂) _n -Cl n = 2-4	Na(CN)BH ₃ , MeOH	 (—)	1532
		1. H ₂ O, NaOH (2 N), MeCN, 30 min 2. Na(CN)BH ₃ , 15 min 3. HOAc, 2 h	 (—) R ¹ Me R ² Me —(CH ₂) ₅ — —(CH ₂) ₂ O(CH ₂) ₂ —	1126
	H ₂ N-(CH ₂) _n -R	Na(CN)BH ₃ , MeOH, overnight	 (n R) 3 NHBoc (57) 4 NHBoc (—) 2 SBn (30) 3 SBn (42) 4 SBn (41)	697
		Na(CN)BH ₃ , MeCN, H ₂ O, 3-25°, 48 h	 (—)	1092

TABLE ID. α -CARBONYL ALDEHYDES (Continued)

Aldehyde	Amine	Conditions	Product(s) and Yield(s) (%)	Refs.
		1. NaOH (1 N), MeOH 2. Na(CN)BH ₃ , HOAc, 51 h	 (48)	312
		1. H ₂ O, NaOH (1 M) 2. Na(CN)BH ₃ (0.8 M), 3 h 3. 24 h 4. HCl (1 M)	 (-)	1382
		Na(CN)BH ₃ , MeOH	 (97)	1489
C ₄		Na(CN)BH ₃ , HOAc, 0°, 30 min	 (48)	1490
		Na(CN)BH ₃ , ZnCl ₂ , MeOH, overnight	 (62)	117
	"	NaBH(OAc) ₃ , ZnCl ₂ , CH ₂ Cl ₂ , overnight	" (40)	117
		1. MS 3 Å, MeOH, 30 min 2. Na(CN)BH ₃ , THF, 3 h	 (-)	1360
C _{4,6}		NaBH(OAc) ₃ , HOAc, DCE, 0° to rt, overnight	 (-) R ¹ , R ² = Et, H; Et, F; Et, Cl; <i>n</i> -Bu, H	1490
C ₆		Na(CN)BH ₃ , MeOH:H ₂ O (1:1) 70°, 4 h	 I + II (-) 396	
			 R	I
			<i>i</i> -Pr (35)	
			<i>i</i> -Bu (32)	
			(CH ₂) ₂ SMe (25)	
			Bn (32)	
		Na(CN)BH ₃ , MeOH:H ₂ O (1:1) 70°, 4 h	 (34) + (-) 396	
			 R	
			(-)	

TABLE ID. α -CARBONYL ALDEHYDES (Continued)



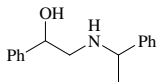
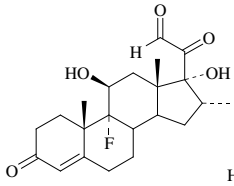
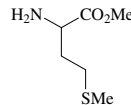
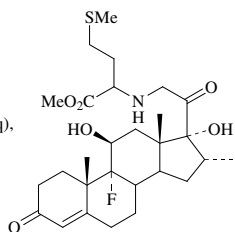
Aldehyde	Amine	Conditions	Product(s) and Yield(s) (%)	Refs.
C ₈ 		1. MeCN, 2 h 2. Na(CN)BH ₃ , HOAc, pH 4, bromocresol green, 3 h	 (—)	745
C ₂₂ 		Na(CN)BH ₃ , KH ₂ PO ₄ (aq), pH 7.4, EtOH, 48 h	 (32)	391

TABLE IE. β -CARBONYL ALDEHYDES

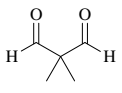
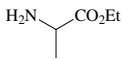
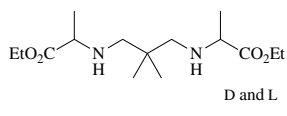
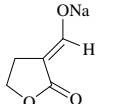

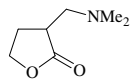
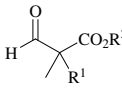
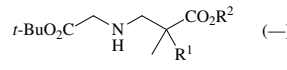
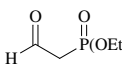
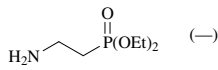
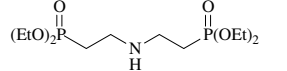

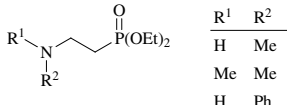
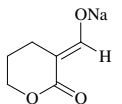

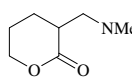
Aldehyde	Amine	Conditions	Product(s) and Yield(s) (%)	Refs.
C ₅ 		1. EtOH 2. NaBH ₄	 (—) D and L	1533
		Na(CN)BH ₃ , MS 3 Å, DME, 24 h	 (81)	800, 1087
C ₅₋₁₂ 	HCl•H ₂ N-CH ₂ -CO ₂ Bu- <i>t</i>	Na(CN)BH ₃ , ZnCl ₂ , MeOH, overnight	 (—)	117
	$\begin{array}{cc} R^1 & R^2 \\ \hline H & Me \\ Me & Bn \end{array}$			
C ₆ 	NH ₄ OAc	Na(CN)BH ₃ , pH 7	 (—)	1534
	"	Na(CN)BH ₃ , MeOH, 6 h	 (80)	674
		Na(CN)BH ₃ , MeOH, 3.5-5 h	 $\begin{array}{cc} R^1 & R^2 \\ \hline H & Me & (80) \\ Me & Me & (86) \\ H & Ph & (91) \end{array}$	674
		1. MeOH, HCl (3 N) in MeOH 2. Na(CN)BH ₃ , MS 3 Å, 3 d	 (64)	800

TABLE IE. β -CARBONYL ALDEHYDES (Continued)

Aldehyde	Amine	Conditions	Product(s) and Yield(s) (%)	Refs.
C ₆₋₁₂ 	$\text{HCl}\cdot\text{H}_2\text{N}-\text{CH}(\text{Ph})-\text{CO}_2\text{Bu-}t$	$\text{NaBH}(\text{OAc})_3$, HOAc, CH_2Cl_2 , overnight	 R Me (48) Bn (—)	117
C ₇ 	$p\text{-TsOH}\cdot\text{H}_2\text{N}-\text{CH}(\text{Ph})-\text{CO}_2\text{Bu-}t$	1. MS, NEt_3 , MeOH, 0° to rt, 1 h 2. $\text{Na}(\text{CN})\text{BH}_3$, MeOH, 0° to rt, 1 h	 (43)	1393
C ₉ 	$\text{Me}_2\text{N}\cdot\text{HCl}$	$\text{Na}(\text{CN})\text{BH}_3$	 (59)	1535
	$\text{Me}_2\text{N}\cdot\text{HCl}$	$\text{Na}(\text{CN})\text{BH}_3$, MS 3 Å, DME, 90 h	 (57)	800
	$\text{Me}_2\text{N}\cdot\text{HCl}$	$\text{Na}(\text{CN})\text{BH}_3$, MeOH, MS 3 Å, 18 h	 (50)	800
C ₁₀ 	$\text{Me}_2\text{N}\cdot\text{HCl}$	1. HCl (3 N) in MeOH, bromothymol blue 2. $\text{Na}(\text{CN})\text{BH}_3$, MS 3 Å	 (72) + (—)	800
C ₂₇ 	$\text{H}_2\text{N}(\text{CH}_2)_4\text{NHBoc}$	$\text{Na}(\text{CN})\text{BH}_3$, 15 h	 (—)	1536

TABLE IF. AROMATIC ALDEHYDES

Aldehyde	Amine	Conditions	Product(s) and Yield(s) (%)	Refs.
C ₇ 	NH ₄ OAc	BER, EtOH, 5 h	(53)	222
	H ₂ N-NH ₂	1. BER, sonication, MeOH, 1 h 2. Ni(OAc) ₂ •4 H ₂ O, reflux, 3 h 3. BER, Ni(OAc) ₂ •4 H ₂ O, reflux, 3 h	(70)	225
		Na(CN)BH ₃ , ZnCl ₂ , MeOH	$\frac{R^1}{H} \quad \frac{R^2}{H}$ (93) —(CH ₂) ₃ — (88) —(CH ₂) ₂ O(CH ₂) ₂ — (83)	105
		NaBH(OAc) ₃	 (—) I:II = 3:7	211
		Li(CN)BH ₃ , pH 5-6, MeOH (abs)	(80)	48
		1. MeOH, 30 min 2. NaBH ₄ , 0°, 1 h	(65)	457
		1. THF, 0° 2. BH ₃ (2.4 M, THF), 25°, 24 h	(80)	331
		1. NEt ₃ , MeOH, 1.5 h 2. NaBH ₄ , 5°, 2.5 h	(—)	1144
		NaBH ₄ , MeOH, 1.3 h	(—)	799
		1. HCl (1 N), pH 6.5 2. Na(CN)BH ₃ , 2 h 3. PhCHO, Na(CN)BH ₃ , 24 h	(90)	810
		1. EtOH (abs), 2 h 2. NaBH ₄ (1 M) in EtOH, 1 min	$\frac{R}{OH \ D \ (-)}$ OH L (—) Ph D (—) Ph L (—)	1537
		Na(CN)BH ₃ , 16-20 h	$\frac{R}{OH \ (73)}$ CH ₂ SCH ₃ (96) CH ₂ CO ₂ H (55) <i>i</i> -Pr (82) Ph (83)	676
		1. NaOH (2 M aq), 15-20 min 2. NaBH ₄ , <15°, 30 min 3. PhCHO, NaBH ₄ , 2 h	$\frac{R}{Me \ (71)}$ <i>i</i> -Pr (86) CH ₂ Ph (90) CH ₂ Pr- <i>i</i> (84) CH ₂ OH (75) (CH ₂) ₃ NHC(NH)=NNO ₂ (74) (CH ₂) ₄ NHTos (94)	1538

TABLE IF. AROMATIC ALDEHYDES (Continued)

Aldehyde	Amine	Conditions	Product(s) and Yield(s) (%)	Refs.
		NaBH ₄	(80)	1539
	R = H, OH	1. NEt ₃ , MeOH, 0° to rt, 2 h 2. NaBH ₄ , 0°, 30 min	(—)	1540
		1. NEt ₃ , MeOH, 0°, 10 min 2. PhCHO, 2 h 3. NaBH ₄ , 0.5 h	(66-70)	1541, 1542
"		1. NEt ₃ , MeOH, 0° to rt, 2 h 2. NaBH ₄ , 30 min	" (68)	1543
"		1. NaOH (10 M), pH 8, MeOH, 30 min 2. NaBH ₄ , 4°, 1 h	" (71)	722, 726
		1. NaOH (aq) 2. NaBH ₄	(8) + (—) + (—)	781
		1. NEt ₃ , MeOH, 0° to rt, 2 h 2. NaBH ₄ , 30 min	(83)	684, 685
		Na(CN)BH ₃ , MeOH, 72 h	(70)	42
"		Bu ₄ N(CN)BH ₃ , 2.5 h	"	42
		CH ₂ Cl ₂	(76)	
		THF	(75)	
		hexane	(66)	
		C ₆ H ₆	(64)	
		MeCN	(58)	
		1. NaH ₂ PO ₄ , Na ₂ HPO ₄ , pH 7, H ₂ O 2. Na(CN)BH ₃ , 36 h	R NH ₂ (83) OMe (31)	704
		NaBH(OAc) ₃ , HOAc, DCE	(78)	1544
		BER, EtOH, 5 h	"	222
			R ¹ R ² H Ph (88) Et Et (58) H <i>c</i> -C ₆ H ₁₁ (94) —(CH ₂) ₅ — (90)	
"		1. MS 4 Å, MeOH 2. BH ₃ •pyridine, 16 h	"	300
			R ¹ R ² H Bn (87) H Ph (55) H <i>i</i> -Bu (87) <i>n</i> -Bu <i>n</i> -Bu (50)	
		1. NEt ₃ , MeOH, 0°, 2 h 2. PhCHO, 2 h	(—)	1542

TABLE IF. AROMATIC ALDEHYDES (Continued)

Aldehyde	Amine	Conditions	Product(s) and Yield(s) (%)	Refs.
		1. MS 4 Å, HOAc:CH ₂ Cl ₂ (3:5), 2. Na(CN)BH ₃ , 0°	(57)	1073
		1. NaOH (2 N), 15 min 2. NaBH ₄ , 10°, 1 h 3. PhCHO, NaBH ₄ , 10°, 1 h	(100)	1545
		1. BH ₃ •pyridine, EtOH, 4 h 3. PhCHO, BH ₃ •pyridine	(51)	299
		1. Ti(OPr- <i>i</i>) ₄ , 25°, 1 h 2. Na(CN)BH ₃ , EtOH (abs), 20 h	(71)	86
		Na(CN)BH ₃ , MeOH, 60°, 2 d	(—)	1546
		NaBH(OAc) ₃ , DCE, 12 h	(—)	1547
		NaBH ₄ , MeOH, 1 h	(—)	799
		Na(CN)BH ₃ , MeOH, HOAc, pH 6, 2-3 h	(90)	343
		Na(CN)BH ₃ , pH 6, MeOH:H ₂ O (1:1)	(—)	1045
		1. NaOH, MS 3 Å, pH 7, MeOH 2. Na(CN)BH ₃ , 20 h	(89)	1548
		1. Glacial HOAc, NaOAc, H ₂ O:EtOH (2:1) 2. NaBH ₄ , 0°, 15 min 3. EtOH 4. NaBH ₄ , 15 min	(55)	20
		Na(CN)BH ₃ , MeOH	(90)	1549
		1. BH ₃ •pyridine, 15 min 2. 2 h	(93) (94) (76)	22
		1. HOAc:light petroleum (2:7), 2 h 2. BH ₃ •pyridine, 10 min 3. 2 h	I + II $\frac{R}{c-C_6H_{11}}$ (93) (7) $\frac{R}{C_8H_{17}}$ (74) (26)	22

TABLE IF. AROMATIC ALDEHYDES (Continued)

Aldehyde	Amine	Conditions	Product(s) and Yield(s) (%)	Refs.
		1. MeOH, 64°, 3 h 2. NaBH ₄ , 15 min, 64°, 1-2 h	 R H (—) 3,4-Cl ₂ (—) 4-Pr- <i>i</i> (84)	1550
		Na(CN)BH ₃ , HOAc, MeOH, pH 6, 17 h	(93)	1551
		1. 0°, 1.5 h 2. NaBH ₄ , 5-10°, 30 min	(96)	1240
		NaBH(OAc) ₃ , TEA, DCE, 0°, 5 h	(85)	21
		1. H ₂ SO ₄ (1.7 M), THF 2. NaBH ₄ , 2 h	 R ¹ R ² H 4-MeOC ₆ H ₄ (54) Me Ph (87)	609
		1. NEt ₃ , MgSO ₄ , MeOH, rt, 1.5 h 2. NaBH ₄ , -5°, 30 min 3. -5°, 1.5 h 4. 0°, 1 h	 n 2 (65) 3 (75) 4 (63) 6 (70)	172
		1. H ₂ SO ₄ (4 M), THF 2. NaBH ₄ , 0° 3. 25°, 40 min	 R 4-MeC ₆ H ₄ (92) 2,6-(<i>i</i> -Pr) ₂ C ₆ H ₃ (78)	159
		NaBH(OAc) ₃ , HOAc	(—)	1478
		Na(CN)BH ₃ , pH 6, MeOH:H ₂ O (1:1)	(—)	1045
	R = 2-,3-, or 4-CO ₂ H			
		1. MeOH, reflux, 1 h 2. NaBH ₄ , 45 min	(82)	1552
"	"	1. HCl (2.4 N) in MeOH, dry MeOH 2. Na(CN)BH ₃ , 0-25°, 24 h	" (62)	1137
		1. 10-camphorsulfonic acid, KOH (2 N) aq, 1 h 2. NaBH ₄ , 5-10°	(—)	1553
		NaBH ₄ , NaOMe, MeOH	(—)	1554
		Na(CN)BH ₃ , MeCN, 4.5 h	(22)	1297

TABLE IF. AROMATIC ALDEHYDES (Continued)

Aldehyde	Amine	Conditions	Product(s) and Yield(s) (%)	Refs.
		1. NaOH (0.1 M aq), 15 min 2. NaBH ₄ 3. PhCHO, 15 min 4. NaBH ₄ 5. PhCHO, 15 min 6. NaBH ₄ , 30 min	 n 1 (83) 2 (76) 3 (84) 4 (86)	1089
		NaBH ₄ , MeOH	 (-)	1555
		NaBH ₄	 (62)	1556
		1. HOAc, TMOF, 30 min 2. Na(CN)BH ₃ , TMOF, 1 h	 (74)	344
	"	NaBH ₄	" (-)	1349
		NaBH ₄	 (-)	1557
		Na(CN)BH ₃ , pH 4, THF-H ₂ O, rt, 3 h	 (55)	1558
		1. EtOH (abs), 2 h 2. NaBH ₄ (1 M) in EtOH, 1 min	 (-)	1537
		1. NaOH, H ₂ O, 30 min 2. NaBH ₄ , 0°, 30 min 3. 10-20°, 30 min 4. PhCHO 5. NaBH ₄ , 0°, 2 h	 (79)	1559
		1. NaOH, H ₂ O 2. PhCHO, 6 h 3. NaBH ₄ , 0° 4. Repeat twice	 (70)	1560
		1. Na(CN)BH ₃ , 15% EtOH-HCl, MeOH, 5° 2. rt, 8 h	 (61)	468
		NaBH(OAc) ₃ , DCE	 R Ph (-) 4-TBDMSOC ₆ H ₄ (-) 3-indolyl (67)	1561
		Na(CN)BH ₃ , HOAc	 (-)	1562
		1. MeOH, 2 h 2. HOAc, pH 5 3. Na(CN)BH ₃ , 0° 4. 25°, 4 h	 (-)	1362

TABLE IF. AROMATIC ALDEHYDES (Continued)

Aldehyde	Amine	Conditions	Product(s) and Yield(s) (%)	Refs.
		1. HCl (5 N) in MeOH, pH 6-7 2. Na(CN)BH ₃ , MeOH, MS 3 Å, 24 h	 (40)	1563
		1. HOAc, EtOH, 15 min 2. Na(CN)BH ₃ , 30 min	 (72)	1027
		1. Dilute HCl, pH 6, MeOH 2. Na(CN)BH ₃ , dilute HCl, pH 6, 5 h	 (84)	491
		1. KOH, dry MeOH, 30 min 2. Na(CN)BH ₃ , 18 h	 R H (—) CO ₂ Me (82)	1564
		1. Na(CN)BH ₃ , MeCN 2. HOAc, 6 h 3. HOAc, 30 h	 (—)	1565
		1. HCl-EtOH, MeOH 2. Na(CN)BH ₃ , 48 h	 (40)	1303
		1. Na(CN)BH ₃ , MeOH, HCl (1 N), pH 6.5-7.0 2. PhCHO, Na(CN)BH ₃ , 10 h	 (—)	1347
		1. MeOH, HOAc, 1 h 2. NaBH ₄ , HOAc, pH 7, 0° 3. 25°, 1 h	 (—)	670
		1. HCl (5 N) in MeOH, heat, 24 h 2. Na(CN)BH ₃ , MeOH, 72 h	 (13)	1563
		1. HOAc:THF (1:1), 30 min 2. Na(CN)BH ₃ , 2 h	 (92)	1566
		1. MeOH, 30 min 2. Na(CN)BH ₃ , HOAc	 (77)	1567
		1. EtOH (abs), 10 h 2. NaBH ₄ , 0°, 2.5 h	 (92)	456

TABLE IF. AROMATIC ALDEHYDES (Continued)

Aldehyde	Amine	Conditions	Product(s) and Yield(s) (%)	Refs.
		1. NaOH (2 N aq), 20 min 2. NaBH ₄ , <15°, 15 min 3. PhCHO, NaBH ₄ , 2 h	 (64)	1142
		NaBH(OAc) ₃ , DCE, 50°	 (82)	15
		1. MeOH, 15 h 2. Na(CN)BH ₃	 (—)	1568
		1. EtOH (abs), 2 h 2. NaBH ₄ (1 M) in EtOH, 1 min	 (—)	1537
		1. MS 3 Å, EtOH, 6 h 2. Na(CN)BH ₃ , overnight	 (54)	1569
		Na(CN)BH ₃ , HOAc, pH 7, MeOH, 3 d	 (—)	1245
		1. HOAc, NaOAc, acetone 2. NaBH ₄ , -20°, 20 min 3. PhCHO, NaBH ₄ , 25°	 (16)	414
		1. EtOH, HCl 2. Na(CN)BH ₃ , 6 d	 (70)	1026
		1. Na(CN)BH ₃ , MS 3 Å, HCl (0.8 N), pH 6, MeOH, 30 min 2. 25°, 22 h	 (43)	1381
		Na(CN)BH ₃ , citric acid, THF, H ₂ O, 3 h	 (76)	804
		Na(CN)BH ₃ , MeOH, 5 h	 (70)	54
		Na(CN)BH ₃ , MeOH, 5 h	 (84)	54

TABLE IF. AROMATIC ALDEHYDES (Continued)

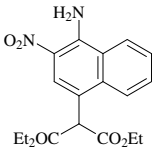
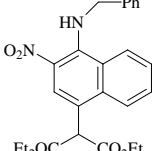
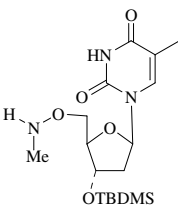
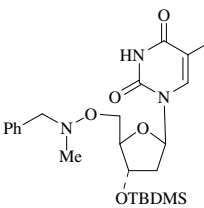
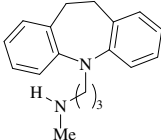
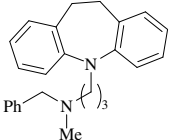
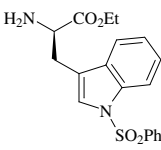
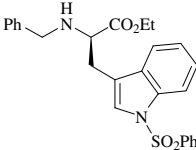
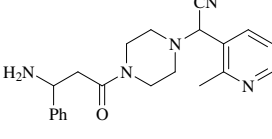
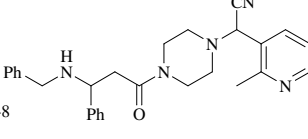
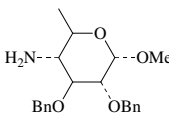
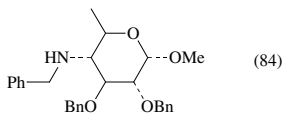
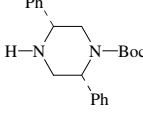
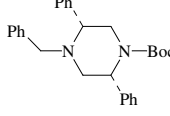
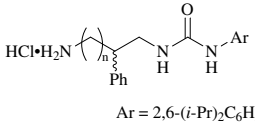
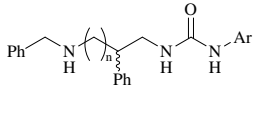
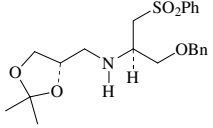
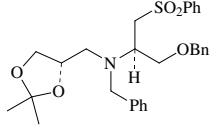
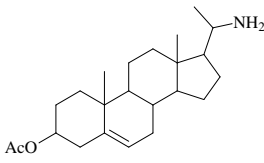
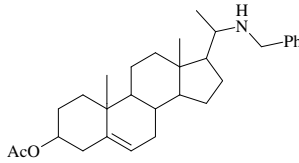
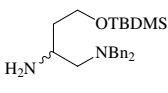
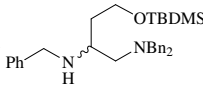
Aldehyde	Amine	Conditions	Product(s) and Yield(s) (%)	Refs.												
		Na(CN)BH ₃	 (—)	1570												
		BH ₃ •pyridine, PPTS, MeOH:THF (3:1)	 (88)	301												
		1. KOH, MeOH 2. Aldehyde, 15 min 3. Na(CN)BH ₃ , 15 min 4. KOH, 45 min	 (48)	1571												
		1. MeOH, rt, 3 h 2. NaBH ₄ , 0°, 3.5 h	 (12)	1572												
		1. HCl (2 N)/MeOH, pH 6-8, MeOH 2. Na(CN)BH ₃ , 24 h 3. HCl (2 N)/MeOH, pH 6-8 4. Na(CN)BH ₃ , 48 h	 (44)	1573												
		1. MeOH, MS 3 Å 2. Na(CN)BH ₃ , HOAc, pH 6	 (84)	61												
		Na(CN)BH ₃ , HOAc, MeOH, 0° to rt, 2 h	 (73)	1350												
		1. Na ₂ SO ₄ (anhyd), NEt ₃ , MeOH, overnight 2. NaBH ₄ , 20 min		171												
			<table border="1"> <tr> <td>n</td> <td>0</td> <td>(+)</td> <td>(—)</td> </tr> <tr> <td></td> <td>0</td> <td>(—)</td> <td>(—)</td> </tr> <tr> <td></td> <td>1</td> <td>(±)</td> <td>(—)</td> </tr> </table>	n	0	(+)	(—)		0	(—)	(—)		1	(±)	(—)	
n	0	(+)	(—)													
	0	(—)	(—)													
	1	(±)	(—)													
		NaBH(OAc) ₃ , DCE, 6 h	 (90)	100												
		1. MeOH, 2 h 2. NaBH ₄ , 5-10°, 20 min 3. 5-10°, 2 h	 (77)	788												
		Na(CN)BH ₃ , MeOH, 16 h	 R (25) or S (35)	1574												

TABLE IF. AROMATIC ALDEHYDES (Continued)

Aldehyde	Amine	Conditions	Product(s) and Yield(s) (%)	Refs.
		1. EtOH, 30 h 2. NaBH ₄ , 10 min 3. 1 h	 (99)	1182
Ar = 3-AcHNC ₆ H ₄		1. MgSO ₄ , NEt ₃ , CH ₂ Cl ₂ 2. NaBH ₄ , MeOH	 (—)	178
Ar = 3,4-Cl ₂ C ₆ H ₃ R = Me, Cbz		Na(CN)BH ₃ , MS 5 Å, MeOH	 (—)	40
		1. HOAc, NaOAc•3 H ₂ O, EtOH, H ₂ O, 0-5°, 0.5 h 2. NaBH ₄ , MeOH, 0-5°, 0.5 h	 (40)	1575
TrO HO—SO ₂ —NH ₂		NaBH(OAc) ₃ , CH ₂ Cl ₂ , 0° to rt, overnight	 (—)	470
Ar = 4-BnOC ₆ H ₄		Na(CN)BH ₃ , HOAc, pH 5.2, MeOH:CHCl ₃ (10:3), 4 h	 (23)	1059
		Na(CN)BH ₃ , NaOAc, MeOH	 (4)	803

TABLE IF. AROMATIC ALDEHYDES (Continued)

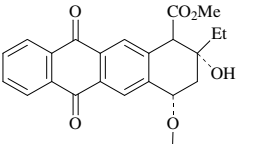
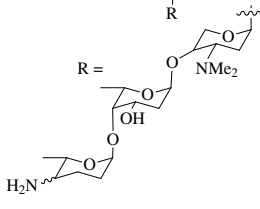
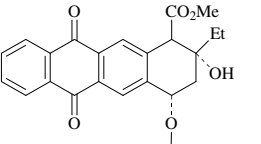
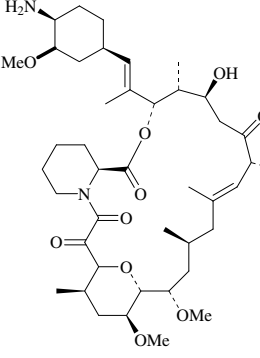
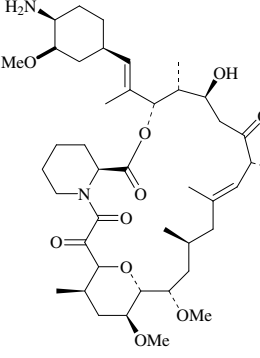
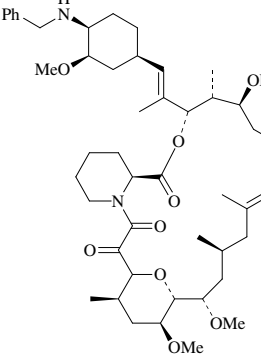
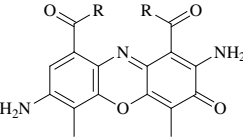
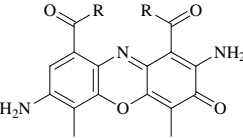
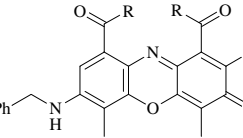
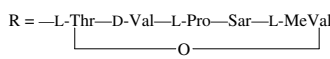
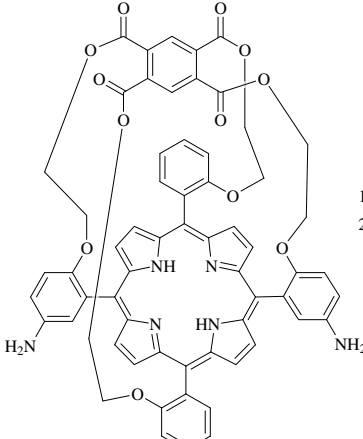
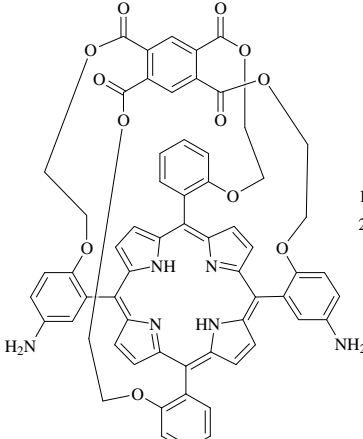
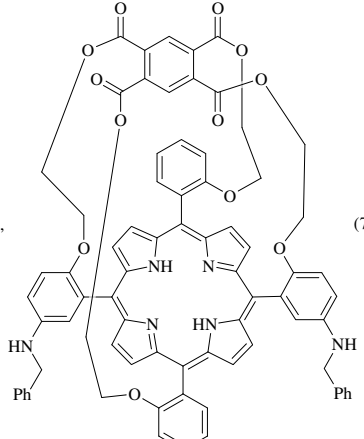
Aldehyde	Amine	Conditions	Product(s) and Yield(s) (%)	Refs.
		<p>Na(CN)BH₃, MeOH, HOAc, 3 h</p>	 <p>(—)</p>	737
		<p>1. MS 3 Å, THF, 1 h 2. Na(CN)BH₃, THF, 1 h</p>	 <p>(—)</p>	1081
		<p>1. MS 4 Å, HOAc, 30 min 2. BH₃•HNMe₂, 15 min 3. PhCHO, 15 min 4. BH₃•HNMe₂, 30 min</p>	 <p>(72) 307, 308</p>	
<p>R = —L-Thr—D-Val—L-Pro—Sar—L-MeVal</p> 				
		<p>1. <i>p</i>-TsOH, THF 2. Na(CN)BH₃, NH₄OAc, MeOH, HOAc</p>	 <p>(76) 1049</p>	

TABLE IF. AROMATIC ALDEHYDES (Continued)

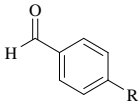
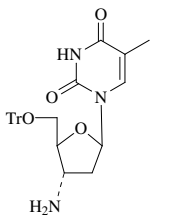
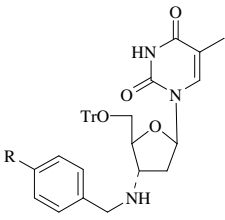
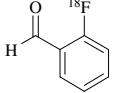
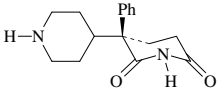
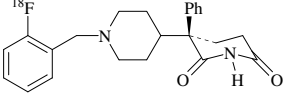
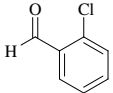

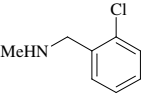

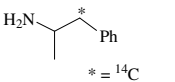
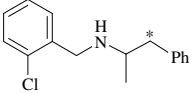
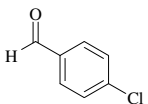
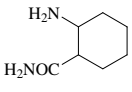
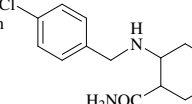
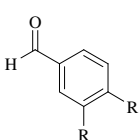
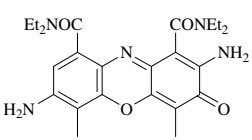
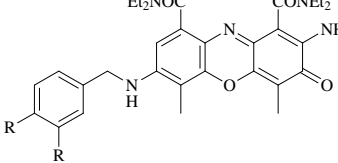
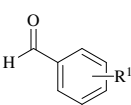

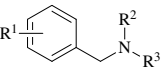
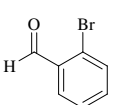

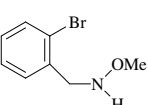
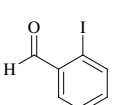
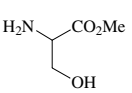
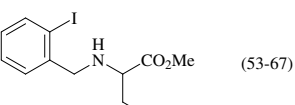
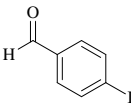
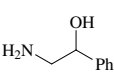
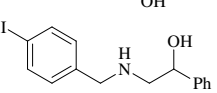
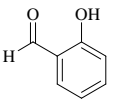
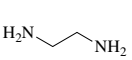
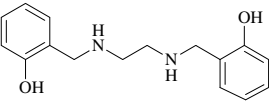

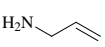
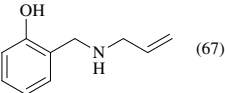
Aldehyde	Amine	Conditions	Product(s) and Yield(s) (%)	Refs.	
		1. NaOAc•3 H ₂ O, HOAc, EtOH, H ₂ O, 0-5°, 5 min 2. NaBH ₄ , 30 min	 R H (83) F (85)	336	
		Na(CN)BH ₃ , HOAc, DMSO, 120°, 10 min		(—)	1576
	 30% in MeOH	Na(CN)BH ₃ , HCl (5 N) in MeOH, 72 h	 (34)		1577
	 * = ¹⁴ C	1. MeOH, 16 h 2. NaBH ₄ , 1 h 3. Reflux, 2 h	 (61)		1578
		1. EtOH, reflux, 10-13 min 2. NaBH ₄ , 25°, 20 min 3. Reflux, 20-40 min	 <i>cis</i> (80) <i>trans</i> (77)		1579
		1. HOAc, 1 h 2. BH ₃ •HNMe ₂ , 30 min	 R H (76) Cl (73)		307
		Na(CN)BH ₃ , Aliquat 336, CH ₂ Cl ₂ , 42-48 h	 R ¹ R ² R ³ H —(CH ₂) ₄ — (84) H —(CH ₂) ₂ O(CH ₂) ₂ — (41) H Et Et (53) H H <i>n</i> -Pr (60) 2,6-Cl ₂ —(CH ₂) ₂ — (79)		42
		1. Pyridine, MeOH, reflux, overnight 2. BH ₃ •pyridine, 0° 3. HCl (10%), rt, 20 min	 (78)		303
		Na(CN)BH ₃ or NaBH ₄	 (53-67)		1395
		Na(CN)BH ₃ , HCl (9 N) in MeOH, 9 d	 (64)		1580
		1. HCl in MeOH, 0-20° 2. Na(CN)BH ₃ , 20°, 2 d	 (85)		1581
		1. MeOH, 1 h 2. NaBH ₄ , 1 h	 (67)		1582

TABLE IF. AROMATIC ALDEHYDES (Continued)

Aldehyde	Amine	Conditions	Product(s) and Yield(s) (%)	Refs.																								
		<ol style="list-style-type: none"> 1. MeOH, 1-4 h 2. Na(CN)BH₃, HCl, pH 5, MeOH, 20 h 3. MeOH, HCl, pH 5-7 4. Na(CN)BH₃ 5. Isolate 6. Aldehyde, warming 7. Na(CN)BH₃, HCl, MeOH, pH 6 	 <table border="1"> <thead> <tr> <th>R</th> <th>Yield (%)</th> </tr> </thead> <tbody> <tr> <td>2-pyridyl</td> <td>(38)</td> </tr> <tr> <td>CH₂N(CH₂)₅</td> <td>(9)</td> </tr> <tr> <td>CH₂SEt</td> <td>(25)</td> </tr> </tbody> </table>	R	Yield (%)	2-pyridyl	(38)	CH ₂ N(CH ₂) ₅	(9)	CH ₂ SEt	(25)	681																
R	Yield (%)																											
2-pyridyl	(38)																											
CH ₂ N(CH ₂) ₅	(9)																											
CH ₂ SEt	(25)																											
		<ol style="list-style-type: none"> 1. HCl (5 N) in MeOH, MeOH, 10 min 2. Na(CN)BH₃, overnight 	 <table border="1"> <thead> <tr> <th>X</th> <th>Yield (%)</th> </tr> </thead> <tbody> <tr> <td>CH₂</td> <td>(62)</td> </tr> <tr> <td>NMe</td> <td>(62)</td> </tr> </tbody> </table>	X	Yield (%)	CH ₂	(62)	NMe	(62)	1583																		
X	Yield (%)																											
CH ₂	(62)																											
NMe	(62)																											
		<ol style="list-style-type: none"> 1. MeOH, 1 h 2. Na(CN)BH₃, MeOH, HCl, pH 6, 3 h 3. MeOH, HCl, pH 5 4. Aldehyde, Na(CN)BH₃, MeOH, NaOH, pH 6-7, 72 h 	 (33)	681																								
		NaBH ₄ , EtOH	 (81)	1584																								
		<ol style="list-style-type: none"> 1. MeOH, 1 h 2. 1:1 HCl:MeOH, pH 5 3. Na(CN)BH₃, 25°, 72 h 	 (75)	681																								
	H ₂ N-CH ₂ -CO ₂ H	<ol style="list-style-type: none"> 1. KOH, H₂O:EtOH (1:1), 30 min 2. NaBH₄, H₂O, KOH, 15 min 3. 10 min 	 <table border="1"> <thead> <tr> <th>R¹</th> <th>R²</th> <th>Yield (%)</th> </tr> </thead> <tbody> <tr> <td>H</td> <td>H</td> <td>(69)</td> </tr> <tr> <td>H</td> <td>NO₂</td> <td>(48)</td> </tr> <tr> <td>H</td> <td>Cl</td> <td>(40)</td> </tr> <tr> <td>H</td> <td>Br</td> <td>(81)</td> </tr> <tr> <td>H</td> <td>F</td> <td>(68)</td> </tr> <tr> <td>Cl</td> <td>Cl</td> <td>(52)</td> </tr> <tr> <td>Br</td> <td>Br</td> <td>(61)</td> </tr> </tbody> </table>	R ¹	R ²	Yield (%)	H	H	(69)	H	NO ₂	(48)	H	Cl	(40)	H	Br	(81)	H	F	(68)	Cl	Cl	(52)	Br	Br	(61)	1585
R ¹	R ²	Yield (%)																										
H	H	(69)																										
H	NO ₂	(48)																										
H	Cl	(40)																										
H	Br	(81)																										
H	F	(68)																										
Cl	Cl	(52)																										
Br	Br	(61)																										
		NaBH(OAc) ₃	 (-)	1586																								
		<ol style="list-style-type: none"> 1. MeOH, 60°, 15 h 2. Na(CN)BH₃ 	 (-)	1568																								
		<ol style="list-style-type: none"> 1. EtOH (95% aq) 2. NaBH₄, 0°, 10 min 3. 0° to rt, 2 h 4. NaBH₄, overnight 	 (-)	1587																								
		<ol style="list-style-type: none"> 1. MeOH, 10 min 2. NaBH₄, 1 h 	 (-)	1588																								

TABLE IF. AROMATIC ALDEHYDES (Continued)

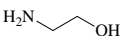
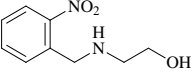
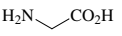
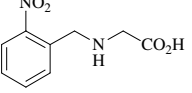
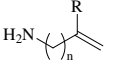
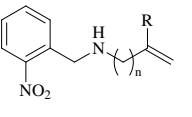
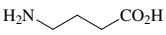
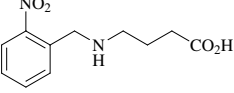
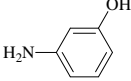
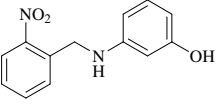
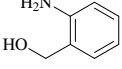
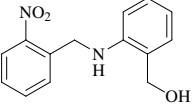
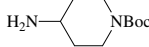
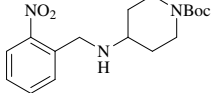
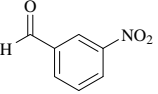

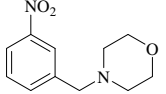
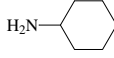
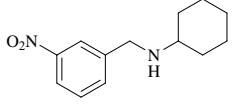

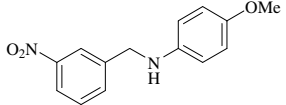
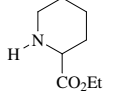
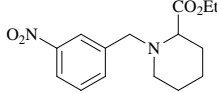
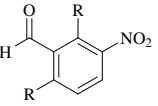
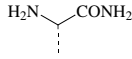
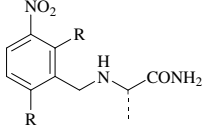
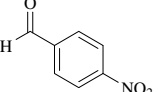
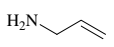
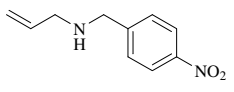
Aldehyde	Amine	Conditions	Product(s) and Yield(s) (%)	Refs.															
		Na(CN)BH ₃ , ZnCl ₂	 (80)	116															
		1. NaOH (2 N):MeOH (1:2), 30 min 2. NaBH ₄ , 0° 3. 25°, 2 h	 (84)	1589															
		1. MeOH, 2 h 2. NaBH ₄ , 1 h	 <table border="1" data-bbox="1223 413 1328 551"> <thead> <tr> <th>R</th> <th>n</th> <th></th> </tr> </thead> <tbody> <tr> <td>H</td> <td>1</td> <td>(84)</td> </tr> <tr> <td>Me</td> <td>1</td> <td>(95)</td> </tr> <tr> <td>H</td> <td>2</td> <td>(96)</td> </tr> <tr> <td>Me</td> <td>2</td> <td>(95)</td> </tr> </tbody> </table>	R	n		H	1	(84)	Me	1	(95)	H	2	(96)	Me	2	(95)	1590
R	n																		
H	1	(84)																	
Me	1	(95)																	
H	2	(96)																	
Me	2	(95)																	
		1. NaOH (2 M), MeOH, overnight 2. NaBH ₄ , 4 h 3. 12 h	 (65)	1591															
		1. EtOH, reflux, 7 h 2. rt, overnight 3. NaBH ₄ , 2 h 4. overnight	 (72)	1592															
		1. ZnCl ₂ , THF, 4 h 2. Zn(BH ₄) ₂ , THF, 10 h	 (85)	208															
	"	1. EtOH, reflux, 4 h 2. NaBH ₄ , rt, 2 h 3. overnight	" (68)	1592															
		1. MeOH, 20° 2. NaBH ₄ , 1 h	 (80)	1593															
		1. ZnCl ₂ :Na(CN)BH ₃ (1:2) in MeOH, MeOH, 0° 2. 25°, overnight	 (55)	1342															
		1. Silica gel, 30°, 4 h 2. Zn(BH ₄) ₂ , DME, 60 min	 (89)	210															
		1. EtOH, reflux, 4 h 2. NaBH ₄ , rt, 2 h 3. overnight	 (—)	1594															
		NaBH(OAc) ₃ , DCE	 (96)	21															
		1. NaOAc, MeOH, 0.5 h 2. Na(CN)BH ₃ , MeOH, 45 min	 <table border="1" data-bbox="1258 1779 1345 1859"> <thead> <tr> <th>R</th> <th></th> </tr> </thead> <tbody> <tr> <td>Cl</td> <td>(71)</td> </tr> <tr> <td>F</td> <td>(—)</td> </tr> </tbody> </table>	R		Cl	(71)	F	(—)	1595									
R																			
Cl	(71)																		
F	(—)																		
		1. MeOH, 4 h 2. Na(CN)BH ₃ , 0° 3. 25°, 24 h	 (42)	1596															

TABLE IF. AROMATIC ALDEHYDES (Continued)

Aldehyde	Amine	Conditions	Product(s) and Yield(s) (%)	Refs.
		1. NEt ₃ , MS 4 Å, MeOH, 1.5 h 2. Na(CN)BH ₃ , 12 h	 (33)	1597
		Na(CN)BH ₃ , HCl (1 M) in MeOH, 3 h	 n 0 (79) 1 (75)	1598
		1. NaOAc·3H ₂ O, HOAc, H ₂ O, EtOH, 0° 2. NaBH ₄ , 30 min	 (—)	453
		NaBH ₄ , MeOH	 (—)	1599
		Na(CN)BH ₃ , MeOH (anhyd), glacial HOAc, pH 6	 R ¹ R ² R ³ n H H H 1 (89) H H H 2 (83) H Me Me 1 (82) H H Me 1 (73) H H Et 1 (76) OMe H H 1 (75) OMe Me Me 1 (84) OMe H Et 1 (68)	1600
		1. Ti(OPr- <i>i</i>) ₄ , THF 2. NaBH ₄ , 2 h	 R ¹ R ² H Me (53) H Bn (86) 2-Br Me (85) 2-Br Bn (92) 2-NO ₂ Me (78) 2-NO ₂ Bn (89) 3-NO ₂ Me (79) 3-NO ₂ Bn (94) 4-OMe Me (39) 4-OMe Bn (63)	202

TABLE IF. AROMATIC ALDEHYDES (Continued)

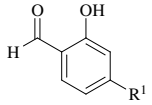
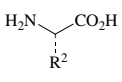
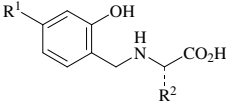
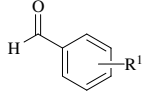

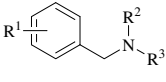
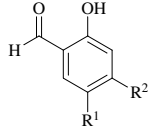
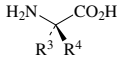
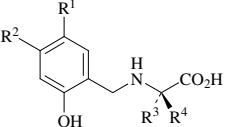
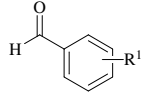
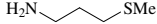
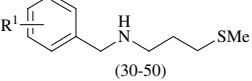
Aldehyde	Amine	Conditions	Product(s) and Yield(s) (%)	Refs.																																																		
		1. EtOH, rt, 30 min 2. NaBH ₄ , 60°, 10 min	 <table border="1" data-bbox="1067 332 1354 711"> <thead> <tr> <th>R¹</th> <th>R²</th> <th></th> </tr> </thead> <tbody> <tr><td>H</td><td>Me</td><td>(74)</td></tr> <tr><td>Me</td><td>CH(Me)Et</td><td>(59)</td></tr> <tr><td>Me</td><td>CH₂CO₂Bu-<i>t</i></td><td>(63)</td></tr> <tr><td>Me</td><td>(CH₂)₂CO₂Bu-<i>t</i></td><td>(40)</td></tr> <tr><td>Me</td><td>(CH₂)₄NHBoc</td><td>(63)</td></tr> <tr><td>Me</td><td>CH₂OBu-<i>t</i></td><td>(60)</td></tr> <tr><td>Me</td><td>CH(Me)OBu-<i>t</i></td><td>(45)</td></tr> <tr><td>Me</td><td>CH₂C₆H₄OBu-<i>t-4</i></td><td>(71)</td></tr> <tr><td>OMe</td><td>H</td><td>(60)</td></tr> <tr><td>OMe</td><td>Me</td><td>(72)</td></tr> <tr><td>OMe</td><td><i>i</i>-Pr</td><td>(62)</td></tr> <tr><td>OMe</td><td>Bn</td><td>(63)</td></tr> <tr><td>OMe</td><td>CH₂Pr-<i>i</i></td><td>(66)</td></tr> </tbody> </table>	R ¹	R ²		H	Me	(74)	Me	CH(Me)Et	(59)	Me	CH ₂ CO ₂ Bu- <i>t</i>	(63)	Me	(CH ₂) ₂ CO ₂ Bu- <i>t</i>	(40)	Me	(CH ₂) ₄ NHBoc	(63)	Me	CH ₂ OBu- <i>t</i>	(60)	Me	CH(Me)OBu- <i>t</i>	(45)	Me	CH ₂ C ₆ H ₄ OBu- <i>t-4</i>	(71)	OMe	H	(60)	OMe	Me	(72)	OMe	<i>i</i> -Pr	(62)	OMe	Bn	(63)	OMe	CH ₂ Pr- <i>i</i>	(66)	1601								
R ¹	R ²																																																					
H	Me	(74)																																																				
Me	CH(Me)Et	(59)																																																				
Me	CH ₂ CO ₂ Bu- <i>t</i>	(63)																																																				
Me	(CH ₂) ₂ CO ₂ Bu- <i>t</i>	(40)																																																				
Me	(CH ₂) ₄ NHBoc	(63)																																																				
Me	CH ₂ OBu- <i>t</i>	(60)																																																				
Me	CH(Me)OBu- <i>t</i>	(45)																																																				
Me	CH ₂ C ₆ H ₄ OBu- <i>t-4</i>	(71)																																																				
OMe	H	(60)																																																				
OMe	Me	(72)																																																				
OMe	<i>i</i> -Pr	(62)																																																				
OMe	Bn	(63)																																																				
OMe	CH ₂ Pr- <i>i</i>	(66)																																																				
		Bu ₄ N(CN)BH ₃ CH ₂ Cl ₂ , 2-23 h	 <table border="1" data-bbox="1067 826 1293 1021"> <thead> <tr> <th>R¹</th> <th>R²</th> <th>R³</th> <th></th> </tr> </thead> <tbody> <tr><td>H</td><td>H</td><td><i>n</i>-Pr</td><td>(79)</td></tr> <tr><td>H</td><td>H</td><td><i>n</i>-Pr</td><td>(58)</td></tr> <tr><td>3-Cl</td><td>—(CH₂)₄—</td><td></td><td>(89)</td></tr> <tr><td>4-Br</td><td>—(CH₂)₄—</td><td></td><td>(83)</td></tr> <tr><td>2,6-Cl₂</td><td>—(CH₂)₄—</td><td></td><td>(57)</td></tr> <tr><td>4-CN</td><td>—(CH₂)₄—</td><td></td><td>(58)</td></tr> </tbody> </table>	R ¹	R ²	R ³		H	H	<i>n</i> -Pr	(79)	H	H	<i>n</i> -Pr	(58)	3-Cl	—(CH ₂) ₄ —		(89)	4-Br	—(CH ₂) ₄ —		(83)	2,6-Cl ₂	—(CH ₂) ₄ —		(57)	4-CN	—(CH ₂) ₄ —		(58)	42																						
R ¹	R ²	R ³																																																				
H	H	<i>n</i> -Pr	(79)																																																			
H	H	<i>n</i> -Pr	(58)																																																			
3-Cl	—(CH ₂) ₄ —		(89)																																																			
4-Br	—(CH ₂) ₄ —		(83)																																																			
2,6-Cl ₂	—(CH ₂) ₄ —		(57)																																																			
4-CN	—(CH ₂) ₄ —		(58)																																																			
		1. MeOH, 0.5 h 2. NaBH ₄ , 0° to rt, 0.5 h	 <table border="1" data-bbox="1058 1285 1345 1572"> <thead> <tr> <th>R¹</th> <th>R²</th> <th>R³</th> <th>R⁴</th> <th></th> </tr> </thead> <tbody> <tr><td>H</td><td>H</td><td>Me</td><td>H</td><td>(80-90)</td></tr> <tr><td>H</td><td>H</td><td>Ph</td><td>H</td><td>(80-90)</td></tr> <tr><td>H</td><td>H</td><td><i>i</i>-Pr</td><td>H</td><td>(80-90)</td></tr> <tr><td>H</td><td>H</td><td>(CH₂)₂SMe</td><td>H</td><td>(80-90)</td></tr> <tr><td>H</td><td>H</td><td>Bn</td><td>H</td><td>(80-90)</td></tr> <tr><td>H</td><td>H</td><td>Me</td><td>Me</td><td>(80-90)</td></tr> <tr><td>H</td><td>H</td><td>—(CH₂)₅—</td><td></td><td>(80-90)</td></tr> <tr><td>Cl</td><td>H</td><td>Me</td><td>H</td><td>(80-90)</td></tr> <tr><td>H</td><td>Me</td><td>Me</td><td>H</td><td>(45)</td></tr> </tbody> </table>	R ¹	R ²	R ³	R ⁴		H	H	Me	H	(80-90)	H	H	Ph	H	(80-90)	H	H	<i>i</i> -Pr	H	(80-90)	H	H	(CH ₂) ₂ SMe	H	(80-90)	H	H	Bn	H	(80-90)	H	H	Me	Me	(80-90)	H	H	—(CH ₂) ₅ —		(80-90)	Cl	H	Me	H	(80-90)	H	Me	Me	H	(45)	1602
R ¹	R ²	R ³	R ⁴																																																			
H	H	Me	H	(80-90)																																																		
H	H	Ph	H	(80-90)																																																		
H	H	<i>i</i> -Pr	H	(80-90)																																																		
H	H	(CH ₂) ₂ SMe	H	(80-90)																																																		
H	H	Bn	H	(80-90)																																																		
H	H	Me	Me	(80-90)																																																		
H	H	—(CH ₂) ₅ —		(80-90)																																																		
Cl	H	Me	H	(80-90)																																																		
H	Me	Me	H	(45)																																																		
		1. MeOH, 0° 2. Na(CN)BH ₃ , HCl (4 M) in MeOH, pH 6-8, 0-25°	 (30-50) <table border="1" data-bbox="1293 1595 1354 1859"> <thead> <tr> <th>R¹</th> <th></th> </tr> </thead> <tbody> <tr><td>H</td><td></td></tr> <tr><td>3-Cl</td><td></td></tr> <tr><td>4-Cl</td><td></td></tr> <tr><td>3-NO₂</td><td></td></tr> <tr><td>4-NO₂</td><td></td></tr> <tr><td>3-Me</td><td></td></tr> <tr><td>4-Me</td><td></td></tr> <tr><td>2-OMe</td><td></td></tr> <tr><td>4-OMe</td><td></td></tr> </tbody> </table>	R ¹		H		3-Cl		4-Cl		3-NO ₂		4-NO ₂		3-Me		4-Me		2-OMe		4-OMe		1603																														
R ¹																																																						
H																																																						
3-Cl																																																						
4-Cl																																																						
3-NO ₂																																																						
4-NO ₂																																																						
3-Me																																																						
4-Me																																																						
2-OMe																																																						
4-OMe																																																						

TABLE IF. AROMATIC ALDEHYDES (Continued)

Aldehyde	Amine	Conditions	Product(s) and Yield(s) (%)	Refs.																																								
		Zn(BH ₄) ₂ , ZnCl ₂ , THF, 7 h		206																																								
			<table border="1"> <thead> <tr> <th>R¹</th> <th>R²</th> <th>R³</th> <th></th> </tr> </thead> <tbody> <tr> <td>2-F</td> <td>Et</td> <td>Et</td> <td>(80)</td> </tr> <tr> <td>2-F</td> <td><i>n</i>-Pr</td> <td><i>n</i>-Pr</td> <td>(78)</td> </tr> <tr> <td>2-F</td> <td>—(CH₂)₂O(CH₂)₂—</td> <td></td> <td>(85)</td> </tr> <tr> <td>4-F</td> <td>—(CH₂)₄—</td> <td></td> <td>(77)</td> </tr> <tr> <td>4-F</td> <td>—(CH₂)₅—</td> <td></td> <td>(75)</td> </tr> <tr> <td>4-F</td> <td>—(CH₂)₂O(CH₂)₂—</td> <td></td> <td>(82)</td> </tr> <tr> <td>4-CF₃</td> <td>Et</td> <td>Et</td> <td>(82)</td> </tr> <tr> <td>4-CF₃</td> <td>—(CH₂)₂O(CH₂)₂—</td> <td></td> <td>(78)</td> </tr> <tr> <td>4-CF₃</td> <td>—(CH₂)₂NMe(CH₂)₂—</td> <td></td> <td>(75)</td> </tr> </tbody> </table>	R ¹	R ²	R ³		2-F	Et	Et	(80)	2-F	<i>n</i> -Pr	<i>n</i> -Pr	(78)	2-F	—(CH ₂) ₂ O(CH ₂) ₂ —		(85)	4-F	—(CH ₂) ₄ —		(77)	4-F	—(CH ₂) ₅ —		(75)	4-F	—(CH ₂) ₂ O(CH ₂) ₂ —		(82)	4-CF ₃	Et	Et	(82)	4-CF ₃	—(CH ₂) ₂ O(CH ₂) ₂ —		(78)	4-CF ₃	—(CH ₂) ₂ NMe(CH ₂) ₂ —		(75)	
R ¹	R ²	R ³																																										
2-F	Et	Et	(80)																																									
2-F	<i>n</i> -Pr	<i>n</i> -Pr	(78)																																									
2-F	—(CH ₂) ₂ O(CH ₂) ₂ —		(85)																																									
4-F	—(CH ₂) ₄ —		(77)																																									
4-F	—(CH ₂) ₅ —		(75)																																									
4-F	—(CH ₂) ₂ O(CH ₂) ₂ —		(82)																																									
4-CF ₃	Et	Et	(82)																																									
4-CF ₃	—(CH ₂) ₂ O(CH ₂) ₂ —		(78)																																									
4-CF ₃	—(CH ₂) ₂ NMe(CH ₂) ₂ —		(75)																																									
	"	NaBH ₄ , ZnCl ₂ , THF, 10 h	" (—)	206																																								
			<table border="1"> <thead> <tr> <th>R¹</th> <th>R²</th> <th>R³</th> <th></th> </tr> </thead> <tbody> <tr> <td>2-F</td> <td>Et</td> <td>Et</td> <td></td> </tr> <tr> <td>2-F</td> <td><i>n</i>-Pr</td> <td><i>n</i>-Pr</td> <td></td> </tr> <tr> <td>2-F</td> <td>—(CH₂)₂O(CH₂)₂—</td> <td></td> <td></td> </tr> <tr> <td>4-F</td> <td>—(CH₂)₄—</td> <td></td> <td></td> </tr> <tr> <td>4-F</td> <td>—(CH₂)₅—</td> <td></td> <td></td> </tr> <tr> <td>4-F</td> <td>—(CH₂)₂O(CH₂)₂—</td> <td></td> <td></td> </tr> <tr> <td>4-CF₃</td> <td>Et</td> <td>Et</td> <td></td> </tr> <tr> <td>4-CF₃</td> <td>—(CH₂)₂O(CH₂)₂—</td> <td></td> <td></td> </tr> <tr> <td>4-CF₃</td> <td>—(CH₂)₂NMe(CH₂)₂—</td> <td></td> <td></td> </tr> </tbody> </table>	R ¹	R ²	R ³		2-F	Et	Et		2-F	<i>n</i> -Pr	<i>n</i> -Pr		2-F	—(CH ₂) ₂ O(CH ₂) ₂ —			4-F	—(CH ₂) ₄ —			4-F	—(CH ₂) ₅ —			4-F	—(CH ₂) ₂ O(CH ₂) ₂ —			4-CF ₃	Et	Et		4-CF ₃	—(CH ₂) ₂ O(CH ₂) ₂ —			4-CF ₃	—(CH ₂) ₂ NMe(CH ₂) ₂ —			
R ¹	R ²	R ³																																										
2-F	Et	Et																																										
2-F	<i>n</i> -Pr	<i>n</i> -Pr																																										
2-F	—(CH ₂) ₂ O(CH ₂) ₂ —																																											
4-F	—(CH ₂) ₄ —																																											
4-F	—(CH ₂) ₅ —																																											
4-F	—(CH ₂) ₂ O(CH ₂) ₂ —																																											
4-CF ₃	Et	Et																																										
4-CF ₃	—(CH ₂) ₂ O(CH ₂) ₂ —																																											
4-CF ₃	—(CH ₂) ₂ NMe(CH ₂) ₂ —																																											
		1. MeOH, 3 h 2. NaBH ₄ , 10 min		21																																								
			<table border="1"> <thead> <tr> <th>R¹</th> <th>R²</th> <th></th> </tr> </thead> <tbody> <tr> <td>4-Cl</td> <td>C₄H₇</td> <td>(89)</td> </tr> <tr> <td>3-OMe</td> <td>Ph</td> <td>(84)</td> </tr> </tbody> </table>	R ¹	R ²		4-Cl	C ₄ H ₇	(89)	3-OMe	Ph	(84)																																
R ¹	R ²																																											
4-Cl	C ₄ H ₇	(89)																																										
3-OMe	Ph	(84)																																										
		1. HCl (5 M) in MeOH, 15 min 2. Na(CN)BH ₃ , 24 h		795																																								
			(—)																																									
			R ¹ = H, 3-Cl, 3-Br, 3-NO ₂ , 3-Me, 3-CN, 3-OMe, 4-Cl, 4-Br, 4-NO ₂ , 4-Me, 4-CN, 4-OMe																																									
		NaBH(OAc) ₃ , HOAc, DCE, 20 min-72 h		21																																								
			<table border="1"> <thead> <tr> <th>R¹</th> <th>R²</th> <th></th> </tr> </thead> <tbody> <tr> <td>H</td> <td><i>t</i>-Bu</td> <td>(92)</td> </tr> <tr> <td>H</td> <td><i>exo</i>-2-norbornyl</td> <td>(84)</td> </tr> <tr> <td>H</td> <td>1-adamantyl</td> <td>(66)</td> </tr> <tr> <td>H</td> <td>4-O₂NC₆H₄</td> <td>(85)</td> </tr> <tr> <td>H</td> <td>2-thiazolyl</td> <td>(60)</td> </tr> <tr> <td>H</td> <td>SO₂C₆H₄Me-4</td> <td>(80)</td> </tr> <tr> <td>4-NO₂</td> <td>3-CF₃C₆H₃Cl-4</td> <td>(75)</td> </tr> <tr> <td>3-OCH₃</td> <td>Ph</td> <td>(95)</td> </tr> </tbody> </table>	R ¹	R ²		H	<i>t</i> -Bu	(92)	H	<i>exo</i> -2-norbornyl	(84)	H	1-adamantyl	(66)	H	4-O ₂ NC ₆ H ₄	(85)	H	2-thiazolyl	(60)	H	SO ₂ C ₆ H ₄ Me-4	(80)	4-NO ₂	3-CF ₃ C ₆ H ₃ Cl-4	(75)	3-OCH ₃	Ph	(95)														
R ¹	R ²																																											
H	<i>t</i> -Bu	(92)																																										
H	<i>exo</i> -2-norbornyl	(84)																																										
H	1-adamantyl	(66)																																										
H	4-O ₂ NC ₆ H ₄	(85)																																										
H	2-thiazolyl	(60)																																										
H	SO ₂ C ₆ H ₄ Me-4	(80)																																										
4-NO ₂	3-CF ₃ C ₆ H ₃ Cl-4	(75)																																										
3-OCH ₃	Ph	(95)																																										
		NaBH ₄ , EtOH		986																																								
			(—)																																									
			R ¹ = 2-F, 3-F, 4-F, 2-OH, 2-Cl, 3-Cl, 2-Br, 3-Me, 4-Me, 2-OMe, 3-OMe, 4-OMe																																									
		1. MeOH, reflux, 3 h 2. NaBH ₄ , 25°, 15 min 3. Reflux, 1-2 h		550																																								
			(—)																																									
			<table border="1"> <thead> <tr> <th>R¹</th> <th>R²</th> <th></th> </tr> </thead> <tbody> <tr> <td>H</td> <td>4-<i>i</i>-PrC₆H₄</td> <td></td> </tr> <tr> <td>H</td> <td>3,4-Cl₂C₆H₃</td> <td></td> </tr> <tr> <td>2-OH</td> <td>4-<i>i</i>-PrC₆H₄</td> <td></td> </tr> <tr> <td>3-Me</td> <td>3,4-Cl₂C₆H₃</td> <td></td> </tr> <tr> <td>4-Me</td> <td>4-<i>i</i>-PrC₆H₄</td> <td></td> </tr> <tr> <td>4-Me</td> <td>3,4-Cl₂C₆H₃</td> <td></td> </tr> <tr> <td>4-OMe</td> <td>4-<i>i</i>-PrC₆H₄</td> <td></td> </tr> </tbody> </table>	R ¹	R ²		H	4- <i>i</i> -PrC ₆ H ₄		H	3,4-Cl ₂ C ₆ H ₃		2-OH	4- <i>i</i> -PrC ₆ H ₄		3-Me	3,4-Cl ₂ C ₆ H ₃		4-Me	4- <i>i</i> -PrC ₆ H ₄		4-Me	3,4-Cl ₂ C ₆ H ₃		4-OMe	4- <i>i</i> -PrC ₆ H ₄																		
R ¹	R ²																																											
H	4- <i>i</i> -PrC ₆ H ₄																																											
H	3,4-Cl ₂ C ₆ H ₃																																											
2-OH	4- <i>i</i> -PrC ₆ H ₄																																											
3-Me	3,4-Cl ₂ C ₆ H ₃																																											
4-Me	4- <i>i</i> -PrC ₆ H ₄																																											
4-Me	3,4-Cl ₂ C ₆ H ₃																																											
4-OMe	4- <i>i</i> -PrC ₆ H ₄																																											

TABLE IF. AROMATIC ALDEHYDES (Continued)

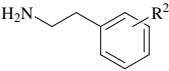
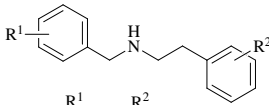
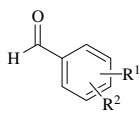
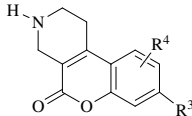
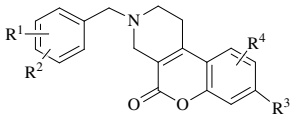
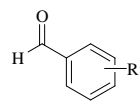
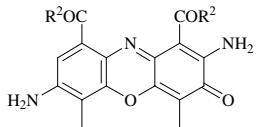
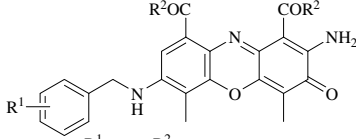
Aldehyde	Amine	Conditions	Product(s) and Yield(s) (%)	Refs.																																																																																										
		1. EtOH (abs), 2 h 2. NaBH ₄ (1.0 M) in EtOH, 1 min	 <table border="1" data-bbox="1067 309 1241 631"> <thead> <tr> <th>R¹</th> <th>R²</th> <th>Yield (%)</th> </tr> </thead> <tbody> <tr><td>H</td><td>H</td><td>(83)</td></tr> <tr><td>H</td><td>2-Me</td><td>(—)</td></tr> <tr><td>H</td><td>4-OH</td><td>(—)</td></tr> <tr><td>2-NO₂</td><td>H</td><td>(—)</td></tr> <tr><td>4-OH</td><td>H</td><td>(—)</td></tr> <tr><td>4-OH</td><td>4-OH</td><td>(—)</td></tr> <tr><td>2-Me</td><td>H</td><td>(—)</td></tr> <tr><td>2-Me</td><td>2-Me</td><td>(—)</td></tr> <tr><td>3-Me</td><td>H</td><td>(—)</td></tr> <tr><td>4-Me</td><td>H</td><td>(—)</td></tr> <tr><td>2-OMe</td><td>H</td><td>(—)</td></tr> </tbody> </table>	R ¹	R ²	Yield (%)	H	H	(83)	H	2-Me	(—)	H	4-OH	(—)	2-NO ₂	H	(—)	4-OH	H	(—)	4-OH	4-OH	(—)	2-Me	H	(—)	2-Me	2-Me	(—)	3-Me	H	(—)	4-Me	H	(—)	2-OMe	H	(—)	1537																																																						
R ¹	R ²	Yield (%)																																																																																												
H	H	(83)																																																																																												
H	2-Me	(—)																																																																																												
H	4-OH	(—)																																																																																												
2-NO ₂	H	(—)																																																																																												
4-OH	H	(—)																																																																																												
4-OH	4-OH	(—)																																																																																												
2-Me	H	(—)																																																																																												
2-Me	2-Me	(—)																																																																																												
3-Me	H	(—)																																																																																												
4-Me	H	(—)																																																																																												
2-OMe	H	(—)																																																																																												
		1. HOAc, 1,3-dimethyl-2-imidazolinone, 10 min 2. NaBH(OAc) ₃ , 30 min 3. 18 h		1604																																																																																										
			<table border="1" data-bbox="1050 1136 1388 1641"> <thead> <tr> <th>R¹</th> <th>R²</th> <th>R³</th> <th>R⁴</th> <th>Yield (%)</th> </tr> </thead> <tbody> <tr><td>H</td><td>H</td><td>OMe</td><td>H</td><td>(47)</td></tr> <tr><td>H</td><td>H</td><td>Me</td><td>H</td><td>(60)</td></tr> <tr><td>H</td><td>H</td><td>OMe</td><td>7-OMe</td><td>(35)</td></tr> <tr><td>H</td><td>H</td><td>Me</td><td>10-OH</td><td>(5)</td></tr> <tr><td>4-Cl</td><td>H</td><td>OMe</td><td>H</td><td>(70)</td></tr> <tr><td>4-Cl</td><td>H</td><td>OMe</td><td>9-OMe</td><td>(48)</td></tr> <tr><td>4-Cl</td><td>H</td><td>Me</td><td>H</td><td>(65)</td></tr> <tr><td>4-Cl</td><td>H</td><td>OH</td><td>H</td><td>(52)</td></tr> <tr><td>4-F</td><td>H</td><td>OMe</td><td>H</td><td>(36)</td></tr> <tr><td>4-F</td><td>H</td><td>Me</td><td>H</td><td>(57)</td></tr> <tr><td>2-Cl</td><td>H</td><td>OMe</td><td>H</td><td>(65)</td></tr> <tr><td>3-Cl</td><td>H</td><td>OMe</td><td>H</td><td>(65)</td></tr> <tr><td>3-Cl</td><td>H</td><td>OMe</td><td>H</td><td>(65)</td></tr> <tr><td>4-NO₂</td><td>4-Cl</td><td>OMe</td><td>H</td><td>(47)</td></tr> <tr><td>4-Me</td><td>H</td><td>OMe</td><td>H</td><td>(72)</td></tr> <tr><td>4-CF₃</td><td>H</td><td>OMe</td><td>H</td><td>(70)</td></tr> <tr><td>4-OMe</td><td>H</td><td>OMe</td><td>H</td><td>(54)</td></tr> </tbody> </table>	R ¹	R ²	R ³	R ⁴	Yield (%)	H	H	OMe	H	(47)	H	H	Me	H	(60)	H	H	OMe	7-OMe	(35)	H	H	Me	10-OH	(5)	4-Cl	H	OMe	H	(70)	4-Cl	H	OMe	9-OMe	(48)	4-Cl	H	Me	H	(65)	4-Cl	H	OH	H	(52)	4-F	H	OMe	H	(36)	4-F	H	Me	H	(57)	2-Cl	H	OMe	H	(65)	3-Cl	H	OMe	H	(65)	3-Cl	H	OMe	H	(65)	4-NO ₂	4-Cl	OMe	H	(47)	4-Me	H	OMe	H	(72)	4-CF ₃	H	OMe	H	(70)	4-OMe	H	OMe	H	(54)	
R ¹	R ²	R ³	R ⁴	Yield (%)																																																																																										
H	H	OMe	H	(47)																																																																																										
H	H	Me	H	(60)																																																																																										
H	H	OMe	7-OMe	(35)																																																																																										
H	H	Me	10-OH	(5)																																																																																										
4-Cl	H	OMe	H	(70)																																																																																										
4-Cl	H	OMe	9-OMe	(48)																																																																																										
4-Cl	H	Me	H	(65)																																																																																										
4-Cl	H	OH	H	(52)																																																																																										
4-F	H	OMe	H	(36)																																																																																										
4-F	H	Me	H	(57)																																																																																										
2-Cl	H	OMe	H	(65)																																																																																										
3-Cl	H	OMe	H	(65)																																																																																										
3-Cl	H	OMe	H	(65)																																																																																										
4-NO ₂	4-Cl	OMe	H	(47)																																																																																										
4-Me	H	OMe	H	(72)																																																																																										
4-CF ₃	H	OMe	H	(70)																																																																																										
4-OMe	H	OMe	H	(54)																																																																																										
		1. MS 4 Å, PhH, reflux, 30-90 min 2. BH ₃ •HNMe ₂ , rt, 30 min	 <table border="1" data-bbox="1085 1767 1423 2066"> <thead> <tr> <th>R¹</th> <th>R²</th> <th>Yield (%)</th> </tr> </thead> <tbody> <tr><td>H</td><td>NEt₂</td><td>(76)</td></tr> <tr><td>3,4-Cl₂</td><td>Thr-D-Val-Pro-Ser-MeVal</td><td>(82)</td></tr> <tr><td>3-OMe</td><td>Thr-D-Val-Pro-Ser-MeVal</td><td>(66)</td></tr> <tr><td>4-CO₂H</td><td>NEt₂</td><td>(79)</td></tr> <tr><td>4-CO₂H</td><td>Thr-D-Val-Pro-Ser-MeVal</td><td>(79)</td></tr> <tr><td>4-CF₃</td><td>Thr-D-Val-Pro-Ser-MeVal</td><td>(79)</td></tr> </tbody> </table>	R ¹	R ²	Yield (%)	H	NEt ₂	(76)	3,4-Cl ₂	Thr-D-Val-Pro-Ser-MeVal	(82)	3-OMe	Thr-D-Val-Pro-Ser-MeVal	(66)	4-CO ₂ H	NEt ₂	(79)	4-CO ₂ H	Thr-D-Val-Pro-Ser-MeVal	(79)	4-CF ₃	Thr-D-Val-Pro-Ser-MeVal	(79)	308																																																																					
R ¹	R ²	Yield (%)																																																																																												
H	NEt ₂	(76)																																																																																												
3,4-Cl ₂	Thr-D-Val-Pro-Ser-MeVal	(82)																																																																																												
3-OMe	Thr-D-Val-Pro-Ser-MeVal	(66)																																																																																												
4-CO ₂ H	NEt ₂	(79)																																																																																												
4-CO ₂ H	Thr-D-Val-Pro-Ser-MeVal	(79)																																																																																												
4-CF ₃	Thr-D-Val-Pro-Ser-MeVal	(79)																																																																																												

TABLE IF. AROMATIC ALDEHYDES (Continued)

Aldehyde	Amine	Conditions	Product(s) and Yield(s) (%)	Refs.																																														
C ₇₋₉ 	 40% aq	1. MeOH, 10-15 min 2. NaBH ₄ , 1 h	 (-)	<table border="1"> <thead> <tr> <th>R¹</th> <th>R²</th> <th>R³</th> </tr> </thead> <tbody> <tr><td>H</td><td>H</td><td>H</td></tr> <tr><td>H</td><td>H</td><td>OMe</td></tr> <tr><td>H</td><td>—OCH₂O—</td><td>H</td></tr> <tr><td>H</td><td>OMe</td><td>H</td></tr> <tr><td>H</td><td>OMe</td><td>OH</td></tr> <tr><td>H</td><td>OMe</td><td>OMe</td></tr> <tr><td>OMe</td><td>OMe</td><td>H</td></tr> </tbody> </table>	R ¹	R ²	R ³	H	H	H	H	H	OMe	H	—OCH ₂ O—	H	H	OMe	H	H	OMe	OH	H	OMe	OMe	OMe	OMe	H	1588																					
R ¹	R ²	R ³																																																
H	H	H																																																
H	H	OMe																																																
H	—OCH ₂ O—	H																																																
H	OMe	H																																																
H	OMe	OH																																																
H	OMe	OMe																																																
OMe	OMe	H																																																
		Na(CN)BH ₃ , MeOH, 3 d	 (20-75)	<table border="1"> <thead> <tr> <th>R¹</th> <th>R²</th> <th>R³</th> </tr> </thead> <tbody> <tr><td>H</td><td>Br</td><td>H</td></tr> <tr><td>H</td><td>H</td><td>Cl</td></tr> <tr><td>Cl</td><td>H</td><td>H</td></tr> <tr><td>H</td><td>Cl</td><td>Cl</td></tr> <tr><td>H</td><td>NO₂</td><td>H</td></tr> <tr><td>H</td><td>H</td><td>NO₂</td></tr> <tr><td>NO₂</td><td>H</td><td>H</td></tr> <tr><td>H</td><td>Me</td><td>H</td></tr> <tr><td>Me</td><td>H</td><td>Me</td></tr> <tr><td>Me</td><td>H</td><td>H</td></tr> <tr><td>H</td><td>OMe</td><td>H</td></tr> <tr><td>H</td><td>H</td><td>OMe</td></tr> <tr><td>OMe</td><td>H</td><td>H</td></tr> <tr><td>H</td><td>H</td><td>NMe₂</td></tr> </tbody> </table>	R ¹	R ²	R ³	H	Br	H	H	H	Cl	Cl	H	H	H	Cl	Cl	H	NO ₂	H	H	H	NO ₂	NO ₂	H	H	H	Me	H	Me	H	Me	Me	H	H	H	OMe	H	H	H	OMe	OMe	H	H	H	H	NMe ₂	1605
R ¹	R ²	R ³																																																
H	Br	H																																																
H	H	Cl																																																
Cl	H	H																																																
H	Cl	Cl																																																
H	NO ₂	H																																																
H	H	NO ₂																																																
NO ₂	H	H																																																
H	Me	H																																																
Me	H	Me																																																
Me	H	H																																																
H	OMe	H																																																
H	H	OMe																																																
OMe	H	H																																																
H	H	NMe ₂																																																
		1. HCl (5 N) in MeOH 2. Li(CN)BH ₃ , 72 h		<table border="1"> <thead> <tr> <th>R¹</th> <th>R²</th> <th>R³</th> </tr> </thead> <tbody> <tr><td>H</td><td>H</td><td>Et (82)</td></tr> <tr><td>OMe</td><td>H</td><td>Me (51)</td></tr> <tr><td>OMe</td><td>Me</td><td>Me (59)</td></tr> </tbody> </table>	R ¹	R ²	R ³	H	H	Et (82)	OMe	H	Me (51)	OMe	Me	Me (59)	19, 48																																	
R ¹	R ²	R ³																																																
H	H	Et (82)																																																
OMe	H	Me (51)																																																
OMe	Me	Me (59)																																																
		Na(CN)BH ₃ , HCl (5 N) in MeOH, MeOH (abs), 72 h		<table border="1"> <thead> <tr> <th>R¹</th> <th>R²</th> <th>R³</th> <th>R⁴</th> <th>R⁵</th> </tr> </thead> <tbody> <tr><td>I</td><td>H</td><td>H</td><td>H</td><td>Et (61)</td></tr> <tr><td>I</td><td>H</td><td>H</td><td>H</td><td><i>n</i>-Bu (54)</td></tr> <tr><td>I</td><td>H</td><td>H</td><td>H</td><td>Bn (73)</td></tr> <tr><td>I</td><td>H</td><td>OMe</td><td>OMe</td><td>Me (53)</td></tr> <tr><td>I</td><td>OMe</td><td>OMe</td><td>H</td><td>Me (27)</td></tr> <tr><td>Br</td><td>H</td><td>OMe</td><td>OMe</td><td>Me (43)</td></tr> <tr><td>Br</td><td>OMe</td><td>OMe</td><td>H</td><td>Me (59)</td></tr> </tbody> </table>	R ¹	R ²	R ³	R ⁴	R ⁵	I	H	H	H	Et (61)	I	H	H	H	<i>n</i> -Bu (54)	I	H	H	H	Bn (73)	I	H	OMe	OMe	Me (53)	I	OMe	OMe	H	Me (27)	Br	H	OMe	OMe	Me (43)	Br	OMe	OMe	H	Me (59)	1580					
R ¹	R ²	R ³	R ⁴	R ⁵																																														
I	H	H	H	Et (61)																																														
I	H	H	H	<i>n</i> -Bu (54)																																														
I	H	H	H	Bn (73)																																														
I	H	OMe	OMe	Me (53)																																														
I	OMe	OMe	H	Me (27)																																														
Br	H	OMe	OMe	Me (43)																																														
Br	OMe	OMe	H	Me (59)																																														
		1. MeOH, 10-15 min 2. NaBH ₄ , 1 h	 (-)	<table border="1"> <thead> <tr> <th>R¹</th> <th>R²</th> <th>R³</th> </tr> </thead> <tbody> <tr><td>H</td><td>H</td><td>Me</td></tr> <tr><td>H</td><td>H</td><td>Et</td></tr> <tr><td>H</td><td>H</td><td>Bn</td></tr> <tr><td>H</td><td>H</td><td>(CH₂)₂C₆H₃(OMe)₂-3,4</td></tr> <tr><td>H</td><td>H</td><td>Me</td></tr> <tr><td>OMe</td><td>OMe</td><td>Me</td></tr> </tbody> </table>	R ¹	R ²	R ³	H	H	Me	H	H	Et	H	H	Bn	H	H	(CH ₂) ₂ C ₆ H ₃ (OMe) ₂ -3,4	H	H	Me	OMe	OMe	Me	1606																								
R ¹	R ²	R ³																																																
H	H	Me																																																
H	H	Et																																																
H	H	Bn																																																
H	H	(CH ₂) ₂ C ₆ H ₃ (OMe) ₂ -3,4																																																
H	H	Me																																																
OMe	OMe	Me																																																
		BER, HCl•NEt ₃ , EtOH, 1 h		<table border="1"> <thead> <tr> <th>R¹</th> </tr> </thead> <tbody> <tr><td>H</td><td>(94)</td></tr> <tr><td>Cl</td><td>(95)</td></tr> <tr><td>NO₂</td><td>(94)</td></tr> <tr><td>CN</td><td>(95)</td></tr> <tr><td>OMe</td><td>(98)</td></tr> <tr><td>CO₂Me</td><td>(93)</td></tr> <tr><td>NHAc</td><td>(96)</td></tr> </tbody> </table>	R ¹	H	(94)	Cl	(95)	NO ₂	(94)	CN	(95)	OMe	(98)	CO ₂ Me	(93)	NHAc	(96)	223																														
R ¹																																																		
H	(94)																																																	
Cl	(95)																																																	
NO ₂	(94)																																																	
CN	(95)																																																	
OMe	(98)																																																	
CO ₂ Me	(93)																																																	
NHAc	(96)																																																	

TABLE IF. AROMATIC ALDEHYDES (Continued)


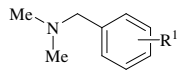
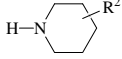
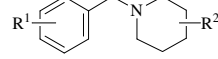
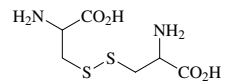
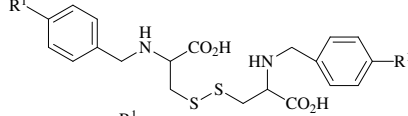
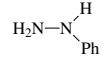
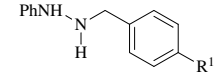

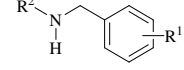
Aldehyde	Amine	Conditions	Product(s) and Yield(s) (%)	Refs.
		1. Ti(OPr- <i>i</i>) ₄ , NEt ₃ , EtOH (abs), 9-10 h 2. NaBH ₄ , 10 h	 R H (95) 4-Cl (96) 3-NO ₂ (95) 4-CN (95) 3-OMe (95) 4-NHAc (96)	192
		1. BH ₃ •pyridine, EtOH, 4 h 2. Aldehyde, BH ₃ •pyridine	 R ¹ R ² 2-F 4-OH (44) 2-F 2-CO ₂ Et (62) 4-Cl 4-OH (70) 4-Br 3-OH (6) 4-Br 4-CO ₂ Et (74) 3-NO ₂ 4-OH (28) 3-NO ₂ 2-CO ₂ Et (13) 3-CF ₃ 3-OH (51) 2-Me 3-OH (56) 4-OMe 3-OH (63) 4-OMe 4-OH (55) 4-OMe 2-CO ₂ Et (52) 4-OMe 3-CO ₂ Et (58) 4-OMe 4-CO ₂ Et (81) 4-NMe ₂ 3-OH (59) 4-NMe ₂ 4-OH (84) 4-NMe ₂ 4-CO ₂ Et (60) 3,4-OMe ₂ 2-CO ₂ Et (25)	299
		1. NaOH (1 N), 3 h 2. HCl (20%), pH 9.5 3. NaBH ₄ , 3 h	 R ¹ H (83) Cl (73) NO ₂ (0) OMe (70) NMe ₂ (0)	781
		1. Heating, 1 h 2. BER, MeOH, rt, 1 h 3. Pd(OAc) ₂	 R ¹ H (88) CN (82) NMe ₂ (88) CO ₂ Me (89) NHAc (88)	226
		1. K10 clay, microwaves, 10 min 2. NaBH ₄ /clay, microwaves, H ₂ O, 65°, 30 sec	 R ¹ R ² H Ph (97) H <i>n</i> -C ₇ H ₁₅ (94) H (CH ₂) ₂ C ₆ H ₄ OH-4 (90) 2-OH Ph (96) 2-OH 4-O ₂ NC ₆ H ₄ (88) 2-Cl Ph (96) 2-Cl 2-HOC ₆ H ₄ (88) 4-NO ₂ Ph (78) 4-OMe Ph (93) 4-OMe 4-HOC ₆ H ₄ (81) 3,4-(OMe) ₂ 4-ClC ₆ H ₄ (91)	215

TABLE IF. AROMATIC ALDEHYDES (Continued)

Aldehyde	Amine	Conditions	Product(s) and Yield(s) (%)	Refs.
		1. NEt ₃ , MeOH, rt, 30 min 2. NaBH ₄ , 20°, 1 h 3. rt, 1 h	 R ¹ R ² H H (74) H Me (89) 2-Cl Me (74) 4-Cl Me (76) 2,4-Cl ₂ Me (76) 4-NO ₂ Me (92) 4-OMe Me (65) 4-NMe ₂ Me (69) 2,3-(OMe) ₂ Me (64) 3,4-(OMe) ₂ Me (74)	1607
		Na(CN)BH ₃ , HOAc	 R ¹ R ² R ³ H <i>i</i> -Pr Me H Bn H H Bn Me OMe <i>i</i> -Pr H OMe <i>i</i> -Pr Me	(—) 1562
		1. MgSO ₄ , NEt ₃ , CH ₂ Cl ₂ 2. NaBH ₄ , MeOH	 R = H, 3-F, 2-Cl, 3-Cl, 4-Cl, 3-Br, 3-NO ₂ , 2,3-Cl ₂ , 2,4-Cl ₂ , 2,6-Cl ₂ , 3,4-Cl ₂ , 3,5-Cl ₂ , 3-Me, 2-OMe, 3-OMe, 4-OMe, 3-CN, 4-NMe ₂	(—) 178
		1. MS 3 Å, dry MeOH, 2 h 2. Na(CN)BH ₃ , 0° 3. 25°, 18 h	 R Ar H H (76) 1608 OMe OMe (72)	1608
		NaBH(OAc) ₃ , DCE, 3 h	 R 3-OH (100) 4-OH (95) 3-OMe (100) 4-OMe (100) 4-NMe ₂ (77)	1609
		NaBH(OAc) ₃ , DCE, overnight	 R 3-OH (68) 1610 4-OH (57) 4-Et (60) 4-NMe ₂ (24)	1610

TABLE IF. AROMATIC ALDEHYDES (Continued)

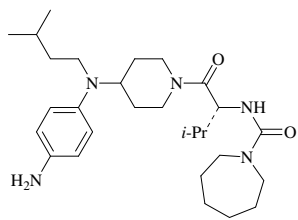
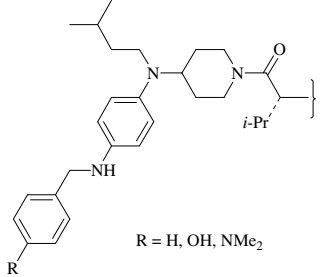
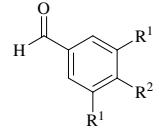
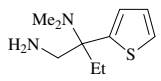
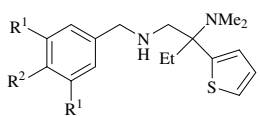
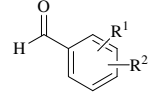
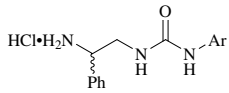
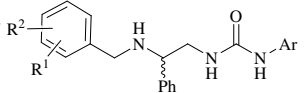
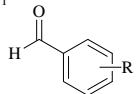
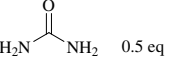
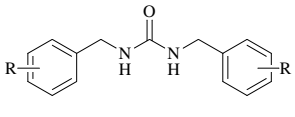
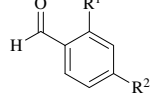
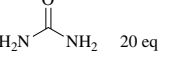
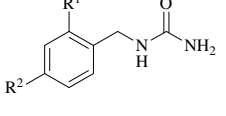
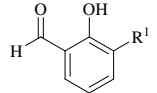
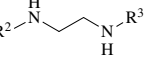
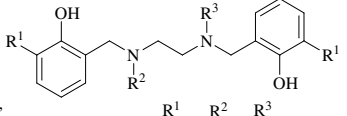
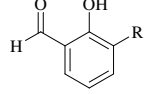
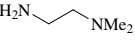
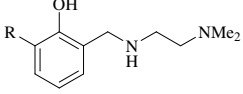
Aldehyde	Amine	Conditions	Product(s) and Yield(s) (%)	Refs.
		NaBH(OAc) ₃ , CH ₂ Cl ₂	 R = H, OH, NMe ₂	(—) 1370
C ₇₋₁₀ 		Na(CN)BH ₃ , HCl in MeOH	 R ¹ R ² H H (83) H OMe (74) OMe OMe (79)	1178
	 Ar = 2,6-(<i>i</i> -Pr) ₂ C ₆ H ₃	1. Na ₂ SO ₄ (anhyd), NEt ₃ , MeOH, overnight 2. NaBH ₄ , 20 min	 R ¹ R ² 2-OH H (—) (—) 3-NO ₂ H (—) (—) 2-CF ₃ H (—) (—) 2-OMe H (—) (—) 4-OMe H (±) (—) 4-OMe H (+) (83) 4-OMe H (—) (—) 4-NMe ₂ H (+) (—) 4-NMe ₂ H (—) (—) 4-CH ₂ NMe ₂ H (—) (—) 3-CH ₂ NMe ₂ OH (—) (—)	171
C ₇₋₁₁ 	 0.5 eq	1. TMSCl, HOAc 2. NaBH ₄	 R H (85) 2-CF ₃ (75) 4- <i>t</i> -Bu (75)	211
	 20 eq	1. TMSCl, HOAc 2. NaBH ₄	 R ¹ R ² H H (60) H F (92) H OMe (75) OMe Br (87) H <i>t</i> -Bu (75) H NEt ₂ (82)	211
	 R ² R ³	1. MeOH, 2 h 2. Methanolic HCl, pH 5-5.5 3. Aldehyde, Na(CN)BH ₃ , 72-108 h	 R ¹ R ² R ³ H H Me (80) <i>t</i> -Bu H Me (50) H Me Me (60) H Et Et (70) <i>t</i> -Bu Me Me (50)	681
	 H ₂ N-CH ₂ -CH ₂ -NMe ₂	1. MeOH, 1.5-2 h 2. Methanolic HCl, pH 5-6 3. Na(CN)BH ₃ , 72 h 4. Aldehyde, Na(CN)BH ₃ , 72 h	 R H (37) <i>t</i> -Bu (20)	681

TABLE IF. AROMATIC ALDEHYDES (Continued)

Aldehyde	Amine	Conditions	Product(s) and Yield(s) (%)	Refs.																																				
	 0.5 eq	1. TMSCl, HOAc 2. NaBH ₄	 <table border="1"> <thead> <tr> <th>R¹</th> <th>R²</th> <th>R³</th> <th>R⁴</th> <th></th> </tr> </thead> <tbody> <tr> <td>OMe</td> <td>OH</td> <td>H</td> <td>CH₂C₆H₄Bu-<i>t</i>-4</td> <td>(85)</td> </tr> <tr> <td>H</td> <td><i>t</i>-Bu</td> <td>H</td> <td><i>n</i>-Bu</td> <td>(86)</td> </tr> <tr> <td>H</td> <td><i>t</i>-Bu</td> <td>H</td> <td>Bn</td> <td>(78)</td> </tr> <tr> <td>H</td> <td><i>t</i>-Bu</td> <td>H</td> <td>CH₂C₆H₄F-4</td> <td>(70)</td> </tr> <tr> <td>H</td> <td><i>t</i>-Bu</td> <td>H</td> <td>CH₂C₆H₄Bu-<i>t</i>-4</td> <td>(89)</td> </tr> <tr> <td>H</td> <td><i>t</i>-Bu</td> <td>Et</td> <td>Et</td> <td>(65)</td> </tr> </tbody> </table>	R ¹	R ²	R ³	R ⁴		OMe	OH	H	CH ₂ C ₆ H ₄ Bu- <i>t</i> -4	(85)	H	<i>t</i> -Bu	H	<i>n</i> -Bu	(86)	H	<i>t</i> -Bu	H	Bn	(78)	H	<i>t</i> -Bu	H	CH ₂ C ₆ H ₄ F-4	(70)	H	<i>t</i> -Bu	H	CH ₂ C ₆ H ₄ Bu- <i>t</i> -4	(89)	H	<i>t</i> -Bu	Et	Et	(65)	211	
R ¹	R ²	R ³	R ⁴																																					
OMe	OH	H	CH ₂ C ₆ H ₄ Bu- <i>t</i> -4	(85)																																				
H	<i>t</i> -Bu	H	<i>n</i> -Bu	(86)																																				
H	<i>t</i> -Bu	H	Bn	(78)																																				
H	<i>t</i> -Bu	H	CH ₂ C ₆ H ₄ F-4	(70)																																				
H	<i>t</i> -Bu	H	CH ₂ C ₆ H ₄ Bu- <i>t</i> -4	(89)																																				
H	<i>t</i> -Bu	Et	Et	(65)																																				
		Na(CN)BH ₃ , HOAc, MeOH, 36 h	 <table border="1"> <thead> <tr> <th>R¹</th> <th>R²</th> <th></th> </tr> </thead> <tbody> <tr> <td>H</td> <td>H</td> <td>(74)</td> </tr> <tr> <td>Me</td> <td>H</td> <td>(90)</td> </tr> <tr> <td>CH₂OCH₂CH₂OMe</td> <td>H</td> <td>(96)</td> </tr> <tr> <td>CH₂OCH₂CH₂OMe</td> <td>CO₂Bu-<i>t</i></td> <td>(82)</td> </tr> </tbody> </table>	R ¹	R ²		H	H	(74)	Me	H	(90)	CH ₂ OCH ₂ CH ₂ OMe	H	(96)	CH ₂ OCH ₂ CH ₂ OMe	CO ₂ Bu- <i>t</i>	(82)	1611																					
R ¹	R ²																																							
H	H	(74)																																						
Me	H	(90)																																						
CH ₂ OCH ₂ CH ₂ OMe	H	(96)																																						
CH ₂ OCH ₂ CH ₂ OMe	CO ₂ Bu- <i>t</i>	(82)																																						
C ₇₋₁₃ R = H, CH ₂ NHBoc	 n = 2,3	1. NEt ₃ , MgSO ₄ , MeOH, rt, 1.5 h 2. NaBH ₄ , -5°, 30 min 3. -5°, 1.5 h 4. 0°, 1 h	 (—)	1045																																				
R = H, OMe, Ph		NaBH ₄	 (75-85)	1612																																				
		Na(CN)BH ₃ , HOAc, MeOH, 3 h	 <table border="1"> <thead> <tr> <th>R</th> <th></th> </tr> </thead> <tbody> <tr> <td>H</td> <td>(57)</td> </tr> <tr> <td>4-Cl</td> <td>(47)</td> </tr> <tr> <td>2-OH</td> <td>(55)</td> </tr> <tr> <td>3-OH</td> <td>(56)</td> </tr> <tr> <td>4-OH</td> <td>(38)</td> </tr> <tr> <td>2,5-(OH)₂</td> <td>(23)</td> </tr> <tr> <td>3,4-(OH)₂</td> <td>(56)</td> </tr> <tr> <td>4-NO₂</td> <td>(61)</td> </tr> <tr> <td>2-OH, 5-NO₂</td> <td>(42)</td> </tr> <tr> <td>4-CF₃</td> <td>(42)</td> </tr> <tr> <td>4-OMe</td> <td>(32)</td> </tr> <tr> <td>4-SMe</td> <td>(43)</td> </tr> <tr> <td>4-CN</td> <td>(42)</td> </tr> <tr> <td>2-CH₂OH</td> <td>(54)</td> </tr> <tr> <td>4-NMe₂</td> <td>(64)</td> </tr> <tr> <td>4-NHAc</td> <td>(44)</td> </tr> <tr> <td>4-OPh</td> <td>(73)</td> </tr> </tbody> </table>	R		H	(57)	4-Cl	(47)	2-OH	(55)	3-OH	(56)	4-OH	(38)	2,5-(OH) ₂	(23)	3,4-(OH) ₂	(56)	4-NO ₂	(61)	2-OH, 5-NO ₂	(42)	4-CF ₃	(42)	4-OMe	(32)	4-SMe	(43)	4-CN	(42)	2-CH ₂ OH	(54)	4-NMe ₂	(64)	4-NHAc	(44)	4-OPh	(73)	514
R																																								
H	(57)																																							
4-Cl	(47)																																							
2-OH	(55)																																							
3-OH	(56)																																							
4-OH	(38)																																							
2,5-(OH) ₂	(23)																																							
3,4-(OH) ₂	(56)																																							
4-NO ₂	(61)																																							
2-OH, 5-NO ₂	(42)																																							
4-CF ₃	(42)																																							
4-OMe	(32)																																							
4-SMe	(43)																																							
4-CN	(42)																																							
2-CH ₂ OH	(54)																																							
4-NMe ₂	(64)																																							
4-NHAc	(44)																																							
4-OPh	(73)																																							

TABLE IF. AROMATIC ALDEHYDES (Continued)

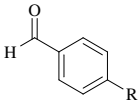
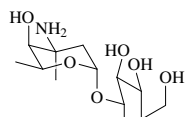
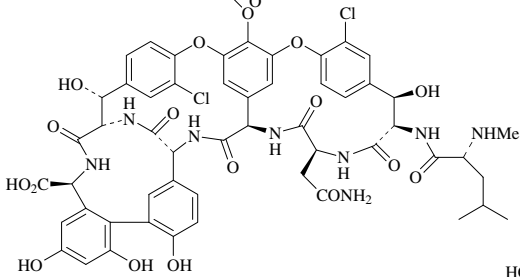
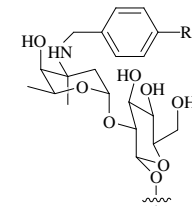
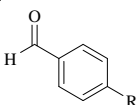
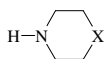
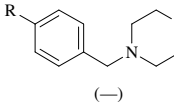
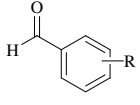
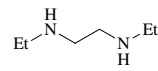
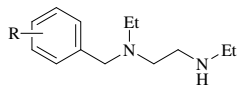
Aldehyde	Amine	Conditions	Product(s) and Yield(s) (%)	Refs.																												
																																
		1. DMF:MeOH (1:1) or MeOH, 70°, 2 h 2. Na(CN)BH ₃ , 70°, 2 h		<table border="1"> <thead> <tr> <th>R</th> <th>Yield (%)</th> </tr> </thead> <tbody> <tr> <td>Cl</td> <td>(40)</td> </tr> <tr> <td>Ph</td> <td>(41)</td> </tr> <tr> <td>C₆H₄Cl-4</td> <td>(18)</td> </tr> </tbody> </table>	R	Yield (%)	Cl	(40)	Ph	(41)	C ₆ H ₄ Cl-4	(18)	519																			
R	Yield (%)																															
Cl	(40)																															
Ph	(41)																															
C ₆ H ₄ Cl-4	(18)																															
		NaBH(OAc) ₃ , CH ₂ Cl ₂		<table border="1"> <thead> <tr> <th>R¹</th> <th>X</th> <th>Yield (%)</th> </tr> </thead> <tbody> <tr> <td>H</td> <td>CH₂</td> <td>1613</td> </tr> <tr> <td>H</td> <td>NBn</td> <td></td> </tr> <tr> <td>OMe</td> <td>CH₂</td> <td></td> </tr> <tr> <td>OMe</td> <td>NBn</td> <td></td> </tr> <tr> <td>NMe₂</td> <td>CH₂</td> <td></td> </tr> <tr> <td>NMe₂</td> <td>NBn</td> <td></td> </tr> <tr> <td>NHCO₂Et</td> <td>CH₂</td> <td></td> </tr> <tr> <td>NHCOPh</td> <td>CH₂</td> <td></td> </tr> </tbody> </table>	R ¹	X	Yield (%)	H	CH ₂	1613	H	NBn		OMe	CH ₂		OMe	NBn		NMe ₂	CH ₂		NMe ₂	NBn		NHCO ₂ Et	CH ₂		NHCOPh	CH ₂		
R ¹	X	Yield (%)																														
H	CH ₂	1613																														
H	NBn																															
OMe	CH ₂																															
OMe	NBn																															
NMe ₂	CH ₂																															
NMe ₂	NBn																															
NHCO ₂ Et	CH ₂																															
NHCOPh	CH ₂																															
			(-)																													
		NaBH(OAc) ₃ , HOAc, CH ₂ Cl ₂ , 8 h		<table border="1"> <thead> <tr> <th>R</th> <th>Yield (%)</th> </tr> </thead> <tbody> <tr> <td>4-OH</td> <td>(33)</td> </tr> <tr> <td>4-OMe</td> <td>(64)</td> </tr> <tr> <td>4-SMe</td> <td>(47)</td> </tr> <tr> <td>4-NMe₂</td> <td>(15)</td> </tr> <tr> <td>4-<i>i</i>-Pr</td> <td>(62)</td> </tr> <tr> <td>4-OPr-<i>n</i></td> <td>(65)</td> </tr> <tr> <td>4-(1-pyrrolidinyl)</td> <td>(58)</td> </tr> <tr> <td>4-(1-morpholino)</td> <td>(37)</td> </tr> <tr> <td>4-(1-piperidinyl)</td> <td>(79)</td> </tr> <tr> <td>4-[1-(4-Me)piperidinyl]</td> <td>(33)</td> </tr> <tr> <td>4-(1-azepinyl)</td> <td>(74)</td> </tr> <tr> <td>4-O(CH₂)₃NEt₂</td> <td>(12)</td> </tr> </tbody> </table>	R	Yield (%)	4-OH	(33)	4-OMe	(64)	4-SMe	(47)	4-NMe ₂	(15)	4- <i>i</i> -Pr	(62)	4-OPr- <i>n</i>	(65)	4-(1-pyrrolidinyl)	(58)	4-(1-morpholino)	(37)	4-(1-piperidinyl)	(79)	4-[1-(4-Me)piperidinyl]	(33)	4-(1-azepinyl)	(74)	4-O(CH ₂) ₃ NEt ₂	(12)	648	
R	Yield (%)																															
4-OH	(33)																															
4-OMe	(64)																															
4-SMe	(47)																															
4-NMe ₂	(15)																															
4- <i>i</i> -Pr	(62)																															
4-OPr- <i>n</i>	(65)																															
4-(1-pyrrolidinyl)	(58)																															
4-(1-morpholino)	(37)																															
4-(1-piperidinyl)	(79)																															
4-[1-(4-Me)piperidinyl]	(33)																															
4-(1-azepinyl)	(74)																															
4-O(CH ₂) ₃ NEt ₂	(12)																															

TABLE IF. AROMATIC ALDEHYDES (Continued)

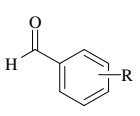
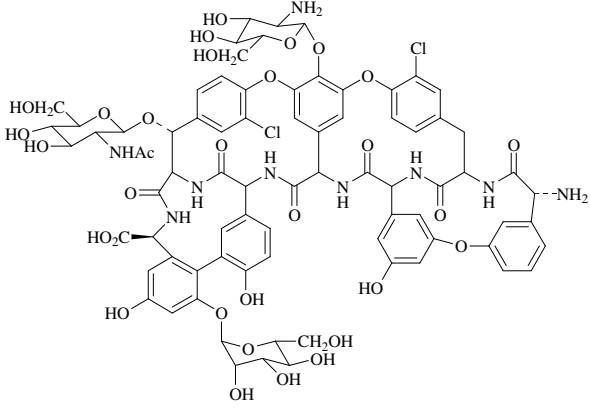
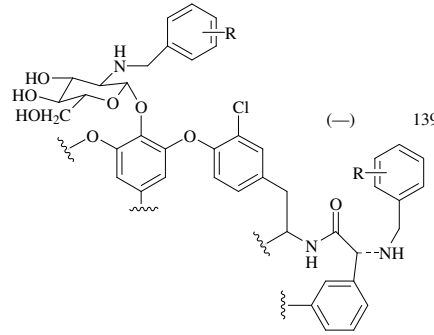
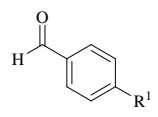
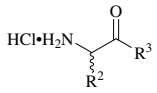
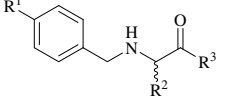
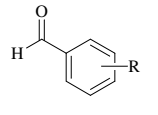
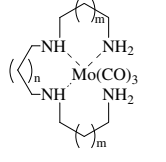
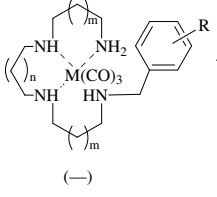
Aldehyde	Amine	Conditions	Product(s) and Yield(s) (%)	Refs.																																																		
<p>C₇₋₁₅</p>  <p>R = 4-Cl, 4-OCF₃, 4-<i>n</i>-Bu, 4-(OC₅H₁₁-<i>n</i>), Ph, 3-OPh, 4-OPh, (<i>E</i>)-CH=CHPh</p>		<p>1. DMF, 70°, 2 h 2. Na(CN)BH₃, 70°, 2 h</p>	 <p>(-) 1396</p>																																																			
<p>C₇₋₁₆</p> 	 <p>HCl•H₂N-CH(R₂)-C(=O)R₃</p>	<p>1. Na(CN)BH₃, MS 3 Å, dry MeOH, 15 min 2. 30-35° 3. rt, 3 h</p>	 <p>(45-76) 1379</p> <table border="1"> <thead> <tr> <th>R¹</th> <th>R²</th> <th>R³</th> <th>Config.</th> </tr> </thead> <tbody> <tr><td>H</td><td>Me</td><td>NH₂</td><td><i>S</i></td></tr> <tr><td>H</td><td>CH₂OH</td><td>NH₂</td><td><i>S</i></td></tr> <tr><td>2-thienyl(CH₂)₂O</td><td>Me</td><td>NH₂</td><td><i>S</i></td></tr> <tr><td>BnO</td><td>CH₂OH</td><td>OMe</td><td><i>R</i></td></tr> <tr><td>BnO</td><td><i>i</i>-Pr</td><td>NHMe</td><td><i>S</i></td></tr> <tr><td>BnO</td><td>(<i>R</i>)-CH(OH)Me</td><td>NHMe</td><td><i>S, R</i></td></tr> <tr><td>BnS</td><td>Me</td><td>NH₂</td><td><i>S</i></td></tr> <tr><td>BnN(Me)</td><td>Me</td><td>NH₂</td><td><i>S</i></td></tr> <tr><td>Ph(CH₂)₃O</td><td>Me</td><td>NH₂</td><td><i>S</i></td></tr> <tr><td>Ph(CH₂)₃O</td><td>Me</td><td>NH₂</td><td><i>R</i></td></tr> </tbody> </table>	R ¹	R ²	R ³	Config.	H	Me	NH ₂	<i>S</i>	H	CH ₂ OH	NH ₂	<i>S</i>	2-thienyl(CH ₂) ₂ O	Me	NH ₂	<i>S</i>	BnO	CH ₂ OH	OMe	<i>R</i>	BnO	<i>i</i> -Pr	NHMe	<i>S</i>	BnO	(<i>R</i>)-CH(OH)Me	NHMe	<i>S, R</i>	BnS	Me	NH ₂	<i>S</i>	BnN(Me)	Me	NH ₂	<i>S</i>	Ph(CH ₂) ₃ O	Me	NH ₂	<i>S</i>	Ph(CH ₂) ₃ O	Me	NH ₂	<i>R</i>							
R ¹	R ²	R ³	Config.																																																			
H	Me	NH ₂	<i>S</i>																																																			
H	CH ₂ OH	NH ₂	<i>S</i>																																																			
2-thienyl(CH ₂) ₂ O	Me	NH ₂	<i>S</i>																																																			
BnO	CH ₂ OH	OMe	<i>R</i>																																																			
BnO	<i>i</i> -Pr	NHMe	<i>S</i>																																																			
BnO	(<i>R</i>)-CH(OH)Me	NHMe	<i>S, R</i>																																																			
BnS	Me	NH ₂	<i>S</i>																																																			
BnN(Me)	Me	NH ₂	<i>S</i>																																																			
Ph(CH ₂) ₃ O	Me	NH ₂	<i>S</i>																																																			
Ph(CH ₂) ₃ O	Me	NH ₂	<i>R</i>																																																			
<p>C₇₋₁₇</p> 		<p>1. MgSO₄, DMF, 100°, 2 h 2. NaBH₄, overnight</p>	 <p>(-)</p> <table border="1"> <thead> <tr> <th>R</th> <th>M</th> <th>m</th> <th>n</th> <th>Refs.</th> </tr> </thead> <tbody> <tr><td>H</td><td>Cr</td><td>0</td><td>0</td><td>175</td></tr> <tr><td>H</td><td>Mo</td><td>0</td><td>0</td><td></td></tr> <tr><td>H</td><td>Cr</td><td>1</td><td>0</td><td></td></tr> <tr><td>H</td><td>Mo</td><td>1</td><td>0</td><td></td></tr> <tr><td>H</td><td>W</td><td>1</td><td>0</td><td></td></tr> <tr><td>H</td><td>W</td><td>1</td><td>1</td><td></td></tr> <tr><td>4-Me</td><td>Mo</td><td>1</td><td>0</td><td></td></tr> <tr><td>2,4-(OMe)₂</td><td>Mo</td><td>1</td><td>0</td><td></td></tr> <tr><td>ferrocenyl</td><td>Mo</td><td>1</td><td>0</td><td></td></tr> </tbody> </table>	R	M	m	n	Refs.	H	Cr	0	0	175	H	Mo	0	0		H	Cr	1	0		H	Mo	1	0		H	W	1	0		H	W	1	1		4-Me	Mo	1	0		2,4-(OMe) ₂	Mo	1	0		ferrocenyl	Mo	1	0		
R	M	m	n	Refs.																																																		
H	Cr	0	0	175																																																		
H	Mo	0	0																																																			
H	Cr	1	0																																																			
H	Mo	1	0																																																			
H	W	1	0																																																			
H	W	1	1																																																			
4-Me	Mo	1	0																																																			
2,4-(OMe) ₂	Mo	1	0																																																			
ferrocenyl	Mo	1	0																																																			

TABLE IF. AROMATIC ALDEHYDES (Continued)

Aldehyde	Amine	Conditions	Product(s) and Yield(s) (%)	Refs.
C ₇₋₂₁ 		1. Ti(OPr- <i>i</i>) ₄ , NEt ₃ , EtOH, 8-10 h 2. NaBH ₄ , 7-8 h	 R 2-F (75) 4-F (73) 3-Br (84) 2-NO ₂ (71) 3-CN (81) 3-OMe (72) 4-OMe (91) 3,4-OCH ₂ O (88) 3,4-(OMe) ₂ (81) 4-NHAc (79) CH(OEt) ₂ (76) 3-OBn (72) 3,4-(OBn) ₂ (64)	194
C ₇₋₂₇ 		1. <i>p</i> -TsOH•H ₂ O, PhMe, reflux 2. Na(CN)BH ₃ , EtOH, bromocresol green, HCl (1 M) in EtOH, pH 6-7, 2-3 d	 R Ph (60) 1-naphthyl (59) 2-naphthyl (48) 4-biphenyl (57) 2-fluorenyl (28) 9-anthracenyl (40) 2-phenanthrenyl (55) 3-phenanthrenyl (66) 4-phenanthrenyl (70) 7-fluoranthrenyl (30) 8-fluoranthrenyl (52) 1-pyrenyl (49) 4-pyrenyl (37) 1,2,3,6,7,8-hexahydro- (37) 4-pyrenyl 2-triphenylenyl (43) 4-hexyl-1-naphthyl (28) 6-benzo[<i>a</i>]pyrenyl (31)	1120
C ₈ 		1. NaHCO ₃ , MeOH, reflux, 4 h 2. NaBH ₄ , 10° to rt	 (88)	603
		1. MeOH 2. NaBH ₄	 (—)	982
		1. MS 3Å, MeOH, HCl, pH 5 2. Na(CN)BH ₃	 (—)	1614
		NaBH(OAc) ₃ , DCE, 16 h	 (80)	1615
		Na(CN)BH ₃ , MeOH	 (—)	1616

TABLE IF. AROMATIC ALDEHYDES (Continued)

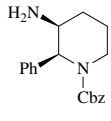
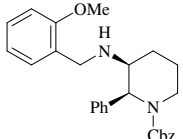
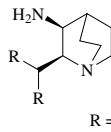
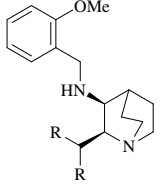
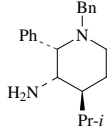
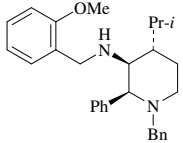
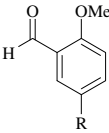

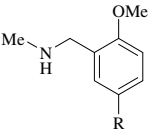
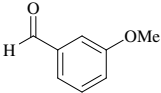
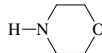
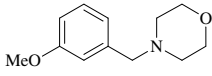
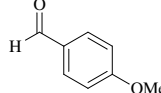
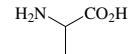
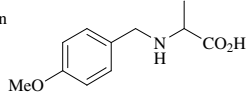
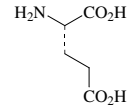
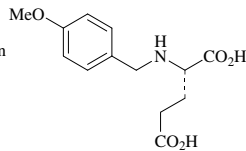

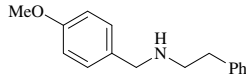
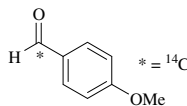
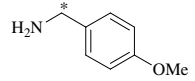
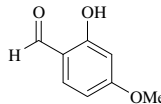
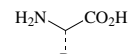
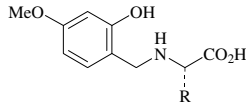
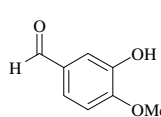
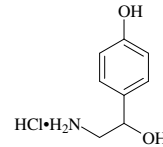
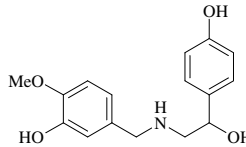
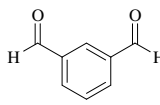
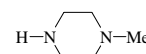
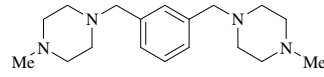
Aldehyde	Amine	Conditions	Product(s) and Yield(s) (%)	Refs.
		Na(CN)BH ₃	 (—)	1617
	 (—) (2 <i>S</i> , 3 <i>S</i>) R = Ph, 4-BrC ₆ H ₄	Na(CN)BH ₃	 (—)	1618
		Na(CN)BH ₃ , HOAc, MeOH	 (66)	1619
	 33% in methylated spirits	Na(CN)BH ₃ , HCl in MeOH	 R ——— Br (65) NO ₂ (72)	1088
		NaBH(OAc) ₃ , THF, 6 h	 (74)	21
		1. NaOH (2 M aq), 30 min 2. NaBH ₄ , 0°, 30 min 3. Aldehyde, 1 h 4. NaBH ₄ , 4 h	 (46)	1620
		1. NaOH (2 M aq), 20 min 2. NaBH ₄ , 0° to 25° 3. Aldehyde, 20 min 5. NaBH ₄ , 0° to 25°, 2 h	 (43)	990, 1621
		1. MeOH 2. NaBH ₄	 (86)	982
	NH ₄ OAc	Na(CN)BH ₃ , MeOH, 13 h	 (40)	1622
	 R = Me, CH ₂ CO ₂ Bu- <i>t</i> , (<i>R</i>)-CH(OBu- <i>t</i>)Me	1. NaOH (2 M aq), pH 9-9.5, H ₂ O, 2 h 2. NaBH ₄ (0.76 M aq), NaOH (2 M), 20 min 3. 5-10°, 1 h	 (60-80)	1143
	 HCl•H ₂ N	1. NaHCO ₃ , MeOH, 50°, 30 min 2. NaBH ₄ , 0° to rt, 30 min	 (66)	1623
		1. HCl (5 N) in MeOH, 10 min 2. Na(CN)BH ₃ , 16 h	 (46)	1583

TABLE IF. AROMATIC ALDEHYDES (Continued)

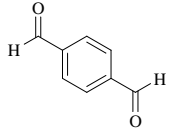
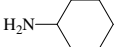
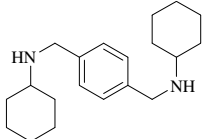
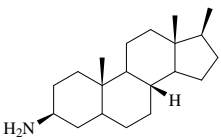
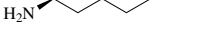
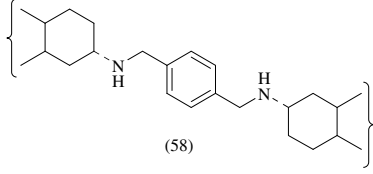
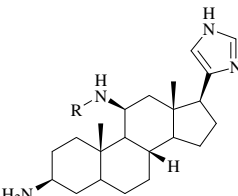
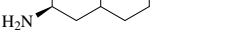
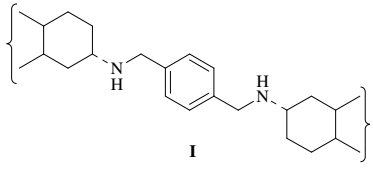
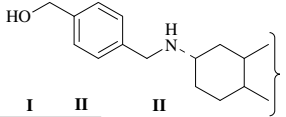
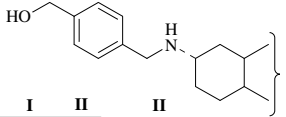
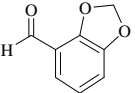
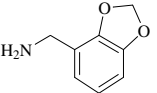
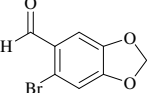
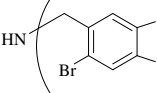
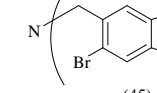
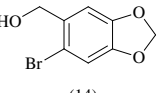
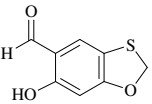
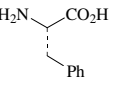
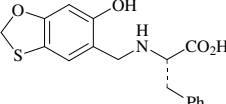
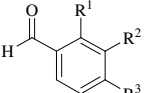
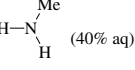
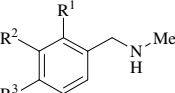
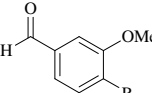

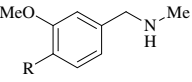
Aldehyde	Amine	Conditions	Product(s) and Yield(s) (%)	Refs.																								
		1. MeOCH ₂ CH ₂ OH, reflux, 30 min 2. MeOCH ₂ CH ₂ OH, MeCN, heat 3. Na(CN)BH ₃ in MeOH, HOAc, 50° to rt 4. HOAc, MeCN, 5 min 5. 1 h	 (55)	731																								
		1. MeOCH ₂ CH ₂ OH, reflux 2. Na(CN)BH ₃ in MeOCH ₂ CH ₂ OH, 50°, 5 min 3. HOAc, 60-70°, 2 h 4. 100°, 2 h	 (58)	731																								
		1. MeOCH ₂ CH ₂ OH, reflux 2. Na(CN)BH ₃ in MeOCH ₂ CH ₂ OH, 50°, 5 min 3. HOAc, 60-70°, 2 h 4. 100°, 2 h	 I  II +  III <table border="1" data-bbox="1041 952 1215 1033"> <tr> <td>R</td> <td>I</td> <td>II</td> <td>II</td> </tr> <tr> <td>COCF₃</td> <td>(-)</td> <td>(-)</td> <td></td> </tr> <tr> <td>CHO</td> <td>(71)</td> <td>(0)</td> <td></td> </tr> </table>	R	I	II	II	COCF ₃	(-)	(-)		CHO	(71)	(0)		731												
R	I	II	II																									
COCF ₃	(-)	(-)																										
CHO	(71)	(0)																										
	NH ₄ OAc	Na(CN)BH ₃ , MeOH, 2 d	 (11)	1219																								
	NH ₄ OAc	Na(CN)BH ₃ , MeOH, 33 h	 (37) +  (45) +  (14)	687																								
		NaBH ₄ , KOH, H ₂ O, EtOH, 15 min	 (-)	1624																								
C ₈₋₉ 		1. MeOH, 10 min 2. NaBH ₄ , 1 h	 (-) <table border="1" data-bbox="1215 1699 1406 1859"> <tr> <td>R¹</td> <td>R²</td> <td>R³</td> <td></td> </tr> <tr> <td>H</td> <td>OMe</td> <td>H</td> <td>1588</td> </tr> <tr> <td>H</td> <td>-OCH₂O-</td> <td></td> <td></td> </tr> <tr> <td>H</td> <td>OMe</td> <td>OH</td> <td></td> </tr> <tr> <td>H</td> <td>OMe</td> <td>OMe</td> <td></td> </tr> <tr> <td>OMe</td> <td>OMe</td> <td>H</td> <td></td> </tr> </table>	R ¹	R ²	R ³		H	OMe	H	1588	H	-OCH ₂ O-			H	OMe	OH		H	OMe	OMe		OMe	OMe	H		
R ¹	R ²	R ³																										
H	OMe	H	1588																									
H	-OCH ₂ O-																											
H	OMe	OH																										
H	OMe	OMe																										
OMe	OMe	H																										
		1. EtOH, H ₂ (1 atm), 70-100°, 3-6 h 2. NaBH ₄ , rt, 5 h	 <table border="1" data-bbox="1215 1882 1354 1963"> <tr> <td>R</td> <td></td> </tr> <tr> <td>H</td> <td>(87)</td> </tr> <tr> <td>OMe</td> <td>(93)</td> </tr> </table>	R		H	(87)	OMe	(93)	183																		
R																												
H	(87)																											
OMe	(93)																											

TABLE IF. AROMATIC ALDEHYDES (Continued)

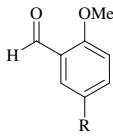
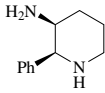
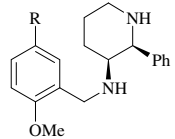
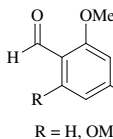
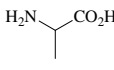
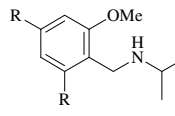
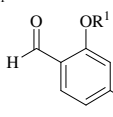
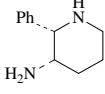
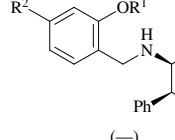
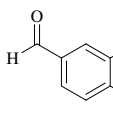

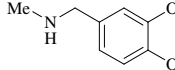
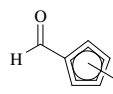
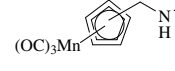
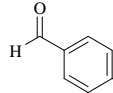
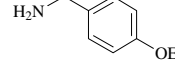
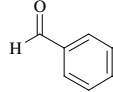

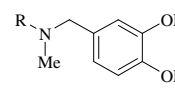
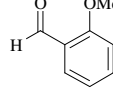
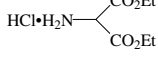
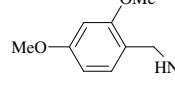
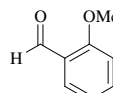
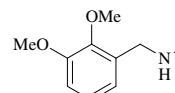

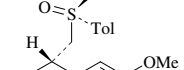
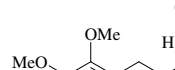
Aldehyde	Amine	Conditions	Product(s) and Yield(s) (%)	Refs.																																							
 C ₈₋₁₀		NaBH(OAc) ₃ , HOAc, CH ₂ Cl ₂ , 18 h	 <table border="1" style="display: inline-table; vertical-align: middle;"> <thead> <tr> <th>R</th> <th>cis (±)</th> <th>(%)</th> </tr> </thead> <tbody> <tr> <td>Br</td> <td>cis (±)</td> <td>(63)</td> </tr> <tr> <td>1-tetrazoyl</td> <td>(2<i>S</i>, 3<i>S</i>)</td> <td>(67)</td> </tr> <tr> <td>2-tetrazoyl</td> <td>(2<i>S</i>, 3<i>S</i>)</td> <td>(67)</td> </tr> <tr> <td>3-tetrazoyl</td> <td>cis (±)</td> <td>(9)</td> </tr> </tbody> </table>	R	cis (±)	(%)	Br	cis (±)	(63)	1-tetrazoyl	(2 <i>S</i> , 3 <i>S</i>)	(67)	2-tetrazoyl	(2 <i>S</i> , 3 <i>S</i>)	(67)	3-tetrazoyl	cis (±)	(9)	1625																								
R	cis (±)	(%)																																									
Br	cis (±)	(63)																																									
1-tetrazoyl	(2 <i>S</i> , 3 <i>S</i>)	(67)																																									
2-tetrazoyl	(2 <i>S</i> , 3 <i>S</i>)	(67)																																									
3-tetrazoyl	cis (±)	(9)																																									
 R = H, OMe C ₈₋₁₁		Na(CN)BH ₃ , HOAc, MeOH, 4 h	 (—)	1601																																							
 C ₈₋₁₁		Na(CN)BH ₃ , MeOH	 <table border="1" style="display: inline-table; vertical-align: middle;"> <thead> <tr> <th>R¹</th> <th>R²</th> <th>(%)</th> </tr> </thead> <tbody> <tr> <td>H</td> <td>OCF₃</td> <td>523</td> </tr> <tr> <td>Me</td> <td>H</td> <td></td> </tr> <tr> <td>Me</td> <td>Cl</td> <td></td> </tr> <tr> <td>CHF₂</td> <td>H</td> <td></td> </tr> <tr> <td>CF₃</td> <td>H</td> <td></td> </tr> <tr> <td>Me</td> <td>OMe</td> <td></td> </tr> <tr> <td>Me</td> <td>OCF₃</td> <td></td> </tr> <tr> <td>Me</td> <td>NMe₂</td> <td></td> </tr> <tr> <td>Me</td> <td>N(Me)SO₂Me</td> <td></td> </tr> <tr> <td>Et</td> <td>OCF₃</td> <td></td> </tr> <tr> <td><i>i</i>-Pr</td> <td>H</td> <td></td> </tr> <tr> <td><i>i</i>-Pr</td> <td>OCF₃</td> <td></td> </tr> </tbody> </table>	R ¹	R ²	(%)	H	OCF ₃	523	Me	H		Me	Cl		CHF ₂	H		CF ₃	H		Me	OMe		Me	OCF ₃		Me	NMe ₂		Me	N(Me)SO ₂ Me		Et	OCF ₃		<i>i</i> -Pr	H		<i>i</i> -Pr	OCF ₃		523
R ¹	R ²	(%)																																									
H	OCF ₃	523																																									
Me	H																																										
Me	Cl																																										
CHF ₂	H																																										
CF ₃	H																																										
Me	OMe																																										
Me	OCF ₃																																										
Me	NMe ₂																																										
Me	N(Me)SO ₂ Me																																										
Et	OCF ₃																																										
<i>i</i> -Pr	H																																										
<i>i</i> -Pr	OCF ₃																																										
 R ¹ , R ² = —CH ₂ —; Me, Bn C ₈₋₁₅		1. EtOH, H ₂ (1 atm), 80-90°, 2-5 h 2. NaBH ₄ , rt, 1-1.5 h 3. 2-14 h	 (—)	184																																							
 C ₉	NH ₄ OAc	Na(CN)BH ₃ , MeOH	 (—)	1626																																							
	NH ₄ OAc	Na(CN)BH ₃ , MeOH, 46 h	 (—)	1627																																							
		Li(CN)BH ₃ , MeOH, HCl (5 N) in MeOH, 72 h	 <table border="1" style="display: inline-table; vertical-align: middle;"> <thead> <tr> <th>R</th> <th>(%)</th> </tr> </thead> <tbody> <tr> <td>H</td> <td>(60)</td> </tr> <tr> <td>Me</td> <td>(80)</td> </tr> </tbody> </table>	R	(%)	H	(60)	Me	(80)	19																																	
R	(%)																																										
H	(60)																																										
Me	(80)																																										
		1. KOH, EtOH, 15 min 2. Na(CN)BH ₃ in EtOH, 30 min 3. KOH, 1 h	 (83)	1628																																							
	H ₂ NCH ₂ CO ₂ H	1. NaOH (2 N aq), MeOH, 3 h 2. NaBH ₄ , 0°, 45 min 3. rt, overnight	 (82)	1629																																							
		1. Na(CN)BH ₃ , MeCN, 20 min 2. HOAc, pH 7, 6 h	 (87)	1265																																							

TABLE IF. AROMATIC ALDEHYDES (Continued)

Aldehyde	Amine	Conditions	Product(s) and Yield(s) (%)	Refs.
		1. NaOH, MeOH:H ₂ O (30:1), 1 h 2. NaBH ₄ in H ₂ O, cooling, 1 h	 R ¹ R ² 2-vinyl H (48) 2-vinyl <i>i</i> -Pr (62) 2-vinyl <i>i</i> -Bu (76) 2-vinyl CH ₂ C ₆ H ₄ OH-4 (83) 2-vinyl CH ₂ -4-imidazolyl (66) 2-vinyl CH ₂ CH ₂ CONH ₂ (58) 4-vinyl H (80) 4-vinyl <i>i</i> -Pr (83)	1630
		1. TEA, MeOH, 1 h 2. NaBH ₄ in H ₂ O, cooling, 1 h	 R ¹ R ² 2-vinyl <i>i</i> -Bu (66) 4-vinyl <i>i</i> -Bu (73)	1630
		1. MeOH 2. NaBH ₄ , 0°, 1 h 3. rt, 2 h	 R ¹ R ² R ³ Me -CH ₂ - (80) -CH ₂ - Me (61)	1631
		1. MeOH, rt 2. NaBH ₄ , 0° to rt, 2 h	 SMe (—)	1632
		1. MeOH 2. Na(CN)BH ₃ , HCl in MeOH, 3 h 3. Aldehyde, bisulfate, 3 d	 (40)	1633
		NaBH ₄	 R ¹ R ² H OMe (85) OMe H (100)	1634
		Na(CN)BH ₃ :ZnCl ₂ (2:1), MeOH, 50°, 14 h	 (95)	108
		1. HOAc, MeOH, 5 min 2. Na(CN)BH ₃ , 5 min	 (86)	1635
		Na(CN)BH ₃ , HOAc (5%), MeOH	 R 4-FC ₆ H ₄ (84) CH ₂ CHPh ₂ (71)	982
		Na(CN)BH ₃ , HOAc (5%), MeOH	 (72)	982

TABLE IF. AROMATIC ALDEHYDES (Continued)

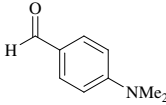
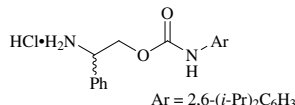
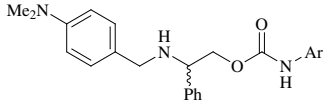
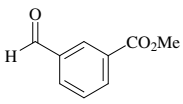
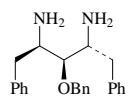
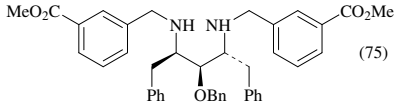
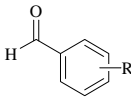
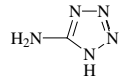
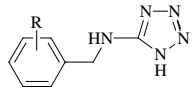
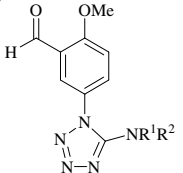
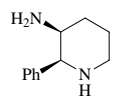
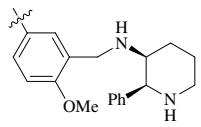
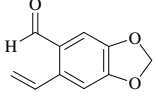

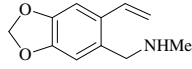
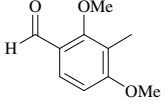

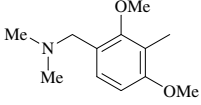
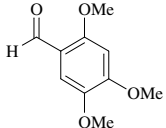

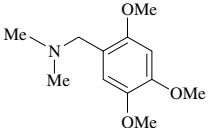
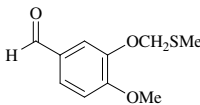
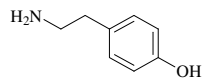
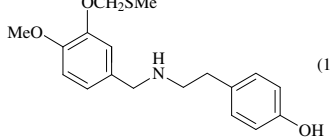
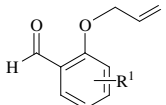

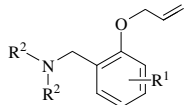
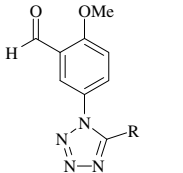
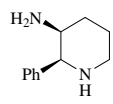
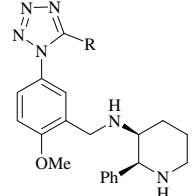
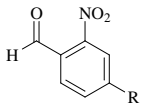
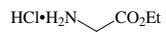
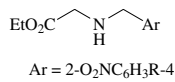
Aldehyde	Amine	Conditions	Product(s) and Yield(s) (%)	Refs.
	 Ar = 2,6-(i-Pr) ₂ C ₆ H ₃	1. Anhydrous CaSO ₄ , NEt ₃ , MeOH, overnight 2. NaBH ₄ , 30 min	 (40)	171
		NaBH(OAc) ₃ , HOAc, DCE, 18 h	 (75)	1636
C ₉₋₁₂ 		1. TEA, MeOH, pH < 8, 50°, 15 min 2. Na(CN)BH ₃ in MeOH, 25°, 17-24 h	 R 2,5-(OMe) ₂ (50) 2,3,4,5,6-Me ₅ (70) 4-NMe ₂ (54)	1637
C ₉₋₁₃ 		NaBH(OAc) ₃ , HOAc, CH ₂ Cl ₂	 R ¹ R ² H H (72) H Ac (56) Me Me (73) H COPr (83) Et Et (80)	520
C ₁₀ 		1. MS 4 Å, CH ₂ Cl ₂ , 4 h 2. NaBH ₄ , CH ₂ Cl ₂ /MeOH (1:1), 30 min	 (76)	1128
		1. KOH pellets, MeOH, 20 min 2. Na(CN)BH ₃ in MeOH, 7.5 h	 (89)	1638
		1. MS 3 Å, absolute MeOH, 15 min 2. Na(CN)BH ₃ , 18 h	 (69)	1639
		1. MeOH, 25°, 2 h 2. 0°, 0.5 h 3. NaBH ₄ , 0°, 1 h	 (100)	1640
C ₁₀₋₁₁ 		1. MeOH, 1 h 2. NaBH ₄ , 1 h	 R ¹ R ² 5-Br H (60) 3-OMe Me (66)	1582
C ₁₀₋₁₂ 		NaBH(OAc) ₃ , CH ₂ Cl ₂	 R Me (57-85) CF ₃ (57-85) SMe (46-64) SO ₂ Me (57-85) Et (57-85) n-Pr (57-85) c-Pr (57-85)	1641
C ₁₀₋₁₅ 		1. NaOAc (anhyd), MeOH, 15 min 2. Na(CN)BH ₃ , 1 h	 R 1-imidazolyl (67) 1-imidazolyl-(CH ₂) ₂ (—) AcO(CH ₂) ₆ (—)	1642

TABLE IF. AROMATIC ALDEHYDES (Continued)

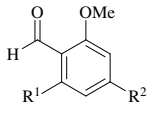

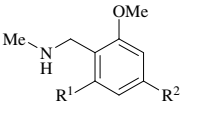
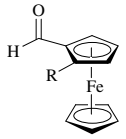

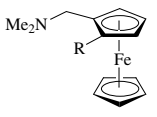
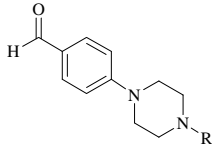
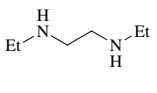
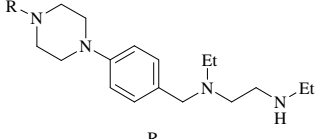
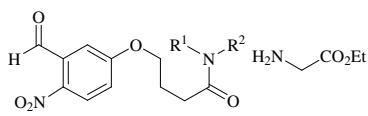
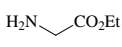
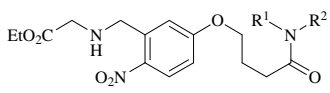
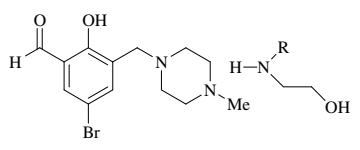
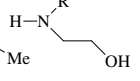
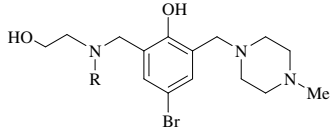
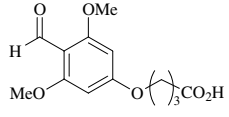

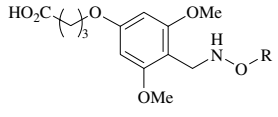
Aldehyde	Amine	Conditions	Product(s) and Yield(s) (%)	Refs.																
C ₁₂ 	 8.0 M in EtOH	Na(CN)BH ₃ , HOAc, pH 6.5, EtOH, 16 h	 <table border="1" data-bbox="1067 355 1345 447"> <tr> <td>R¹</td> <td>R²</td> <td></td> </tr> <tr> <td>CH(Me)NMe₂</td> <td>H</td> <td>(64)</td> </tr> <tr> <td>H</td> <td>CH(Me)NMe₂</td> <td>(60)</td> </tr> </table>	R ¹	R ²		CH(Me)NMe ₂	H	(64)	H	CH(Me)NMe ₂	(60)	1643							
R ¹	R ²																			
CH(Me)NMe ₂	H	(64)																		
H	CH(Me)NMe ₂	(60)																		
C ₁₂₋₁₄ 		1. NaBH(OAc) ₃ , THF, 1 h 2. NaBH(OAc) ₃ , 1 h	 <table border="1" data-bbox="1189 482 1302 574"> <tr> <td>R</td> <td></td> </tr> <tr> <td>Me</td> <td>(55)</td> </tr> <tr> <td>TMS</td> <td>(68)</td> </tr> </table>	R		Me	(55)	TMS	(68)	1648										
R																				
Me	(55)																			
TMS	(68)																			
C ₁₂₋₁₆ 		NaBH(OAc) ₃ , HOAc, CH ₂ Cl ₂ , 8 h	 <table border="1" data-bbox="1154 757 1241 929"> <tr> <td>R</td> <td></td> </tr> <tr> <td>Me</td> <td>(—)</td> </tr> <tr> <td>Et</td> <td>(—)</td> </tr> <tr> <td><i>n</i>-Pr</td> <td>(—)</td> </tr> <tr> <td><i>i</i>-Pr</td> <td>(82)</td> </tr> <tr> <td>Boc</td> <td>(—)</td> </tr> </table>	R		Me	(—)	Et	(—)	<i>n</i> -Pr	(—)	<i>i</i> -Pr	(82)	Boc	(—)	648				
R																				
Me	(—)																			
Et	(—)																			
<i>n</i> -Pr	(—)																			
<i>i</i> -Pr	(82)																			
Boc	(—)																			
C ₁₂₋₃₀ 		1. EtOH, 30 min 2. Na(CN)BH ₃ , 3 h	 (—) 832 <table border="1" data-bbox="1119 1148 1345 1377"> <tr> <td>R¹</td> <td>R²</td> </tr> <tr> <td>H</td> <td>Me</td> </tr> <tr> <td>—(CH₂)₂O(CH₂)₂—</td> <td></td> </tr> <tr> <td><i>c</i>-C₆H₁₁</td> <td>(CH₂)₂OH</td> </tr> <tr> <td><i>c</i>-C₆H₁₁</td> <td>CH₂CO₂H</td> </tr> <tr> <td>—1-indoliny—</td> <td></td> </tr> <tr> <td>Bn</td> <td>Bn</td> </tr> <tr> <td>—1-perhexylenyl—</td> <td></td> </tr> </table>	R ¹	R ²	H	Me	—(CH ₂) ₂ O(CH ₂) ₂ —		<i>c</i> -C ₆ H ₁₁	(CH ₂) ₂ OH	<i>c</i> -C ₆ H ₁₁	CH ₂ CO ₂ H	—1-indoliny—		Bn	Bn	—1-perhexylenyl—		
R ¹	R ²																			
H	Me																			
—(CH ₂) ₂ O(CH ₂) ₂ —																				
<i>c</i> -C ₆ H ₁₁	(CH ₂) ₂ OH																			
<i>c</i> -C ₆ H ₁₁	CH ₂ CO ₂ H																			
—1-indoliny—																				
Bn	Bn																			
—1-perhexylenyl—																				
C ₁₃ 		1. Dean-Stark, toluene, reflux, 17 h 2. NaBH ₄ , 0°, 2 h	 <table border="1" data-bbox="1119 1538 1275 1630"> <tr> <td>R</td> <td></td> </tr> <tr> <td>Me</td> <td>(95)</td> </tr> <tr> <td>CH₂CH₂OH</td> <td>(92)</td> </tr> </table>	R		Me	(95)	CH ₂ CH ₂ OH	(92)	1129										
R																				
Me	(95)																			
CH ₂ CH ₂ OH	(92)																			
	 R = CH ₂ CH=CH ₂ , THP	1. TMOF, 2 h 2. Na(CN)BH ₃ , HOAc, 18 h	 (—) 510																	

TABLE IF. AROMATIC ALDEHYDES (Continued)

Aldehyde	Amine	Conditions	Product(s) and Yield(s) (%)	Refs.																																													
		NaBH ₄ , EtOH	 <table border="1"> <thead> <tr> <th>R¹</th> <th>R²</th> <th>Yield (%)</th> </tr> </thead> <tbody> <tr><td>3-F</td><td><i>c</i>-C₇H₁₃</td><td>(91)</td></tr> <tr><td>4-F</td><td>(CH₂)₂OEt</td><td>(100)</td></tr> <tr><td>4-F</td><td><i>c</i>-C₆H₁₁</td><td>(95)</td></tr> <tr><td>4-F</td><td><i>c</i>-C₇H₁₃</td><td>(100)</td></tr> <tr><td>4-F</td><td>Bn</td><td>(72)</td></tr> <tr><td>4-F</td><td>(CH₂)₂Ph</td><td>(98)</td></tr> <tr><td>4-F</td><td>(<i>R</i>)-CH(Me)Ph</td><td>(95)</td></tr> <tr><td>4-F</td><td>(<i>S</i>)-CH(Me)Ph</td><td>(100)</td></tr> <tr><td>4-F</td><td>CH₂C₆H₄OMe-4</td><td>(89)</td></tr> <tr><td>4-F</td><td>(CH₂)₃Ph</td><td>(83)</td></tr> <tr><td>4-F</td><td>C(Me)₂Ph</td><td>(97)</td></tr> <tr><td>4-F</td><td>CH₂C₆H₃(Me)₂-2,6</td><td>(98)</td></tr> <tr><td>4-Br</td><td><i>c</i>-C₇H₁₃</td><td>(95)</td></tr> <tr><td>4-Br</td><td>Bn</td><td>(87)</td></tr> </tbody> </table>	R ¹	R ²	Yield (%)	3-F	<i>c</i> -C ₇ H ₁₃	(91)	4-F	(CH ₂) ₂ OEt	(100)	4-F	<i>c</i> -C ₆ H ₁₁	(95)	4-F	<i>c</i> -C ₇ H ₁₃	(100)	4-F	Bn	(72)	4-F	(CH ₂) ₂ Ph	(98)	4-F	(<i>R</i>)-CH(Me)Ph	(95)	4-F	(<i>S</i>)-CH(Me)Ph	(100)	4-F	CH ₂ C ₆ H ₄ OMe-4	(89)	4-F	(CH ₂) ₃ Ph	(83)	4-F	C(Me) ₂ Ph	(97)	4-F	CH ₂ C ₆ H ₃ (Me) ₂ -2,6	(98)	4-Br	<i>c</i> -C ₇ H ₁₃	(95)	4-Br	Bn	(87)	1649
R ¹	R ²	Yield (%)																																															
3-F	<i>c</i> -C ₇ H ₁₃	(91)																																															
4-F	(CH ₂) ₂ OEt	(100)																																															
4-F	<i>c</i> -C ₆ H ₁₁	(95)																																															
4-F	<i>c</i> -C ₇ H ₁₃	(100)																																															
4-F	Bn	(72)																																															
4-F	(CH ₂) ₂ Ph	(98)																																															
4-F	(<i>R</i>)-CH(Me)Ph	(95)																																															
4-F	(<i>S</i>)-CH(Me)Ph	(100)																																															
4-F	CH ₂ C ₆ H ₄ OMe-4	(89)																																															
4-F	(CH ₂) ₃ Ph	(83)																																															
4-F	C(Me) ₂ Ph	(97)																																															
4-F	CH ₂ C ₆ H ₃ (Me) ₂ -2,6	(98)																																															
4-Br	<i>c</i> -C ₇ H ₁₃	(95)																																															
4-Br	Bn	(87)																																															
		1. TiCl ₄ , CH ₂ Cl ₂ , NEt ₃ , 1 h 2. Na(CN)BH ₃ , 5 h	 (32)	82																																													
		NaBH ₄	 (91)	1650																																													
		1. Glacial HOAc 2. Na(CN)BH ₃	 (-)	1651																																													
		Na(CN)BH ₃	 (-)	1652																																													

TABLE IF. AROMATIC ALDEHYDES (Continued)


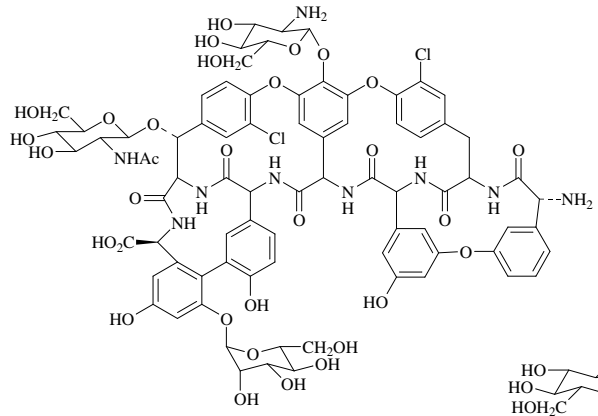
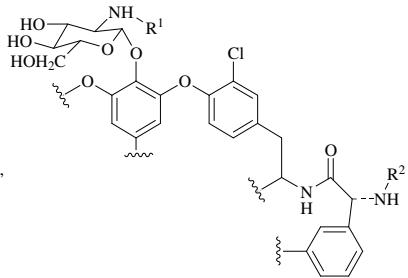

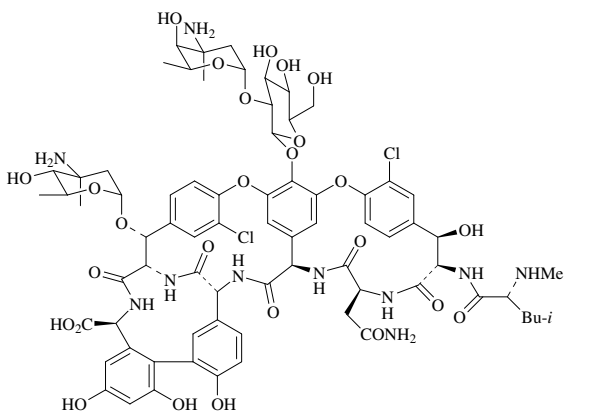
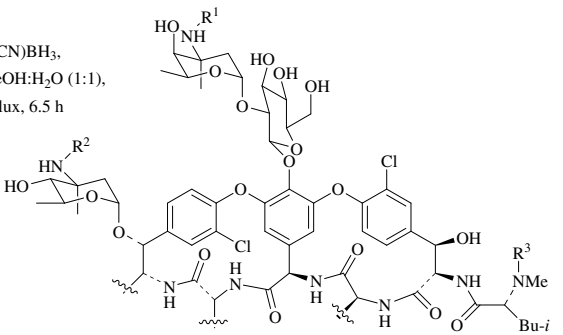
Aldehyde	Amine	Conditions	Product(s) and Yield(s) (%)	Refs.																								
 Ar = 4-biphenyl		1. Cu(OAc) ₃ , MeOH:DMF (1:1), rt, 10 min 2. Aldehyde, Na(CN)BH ₃ , 70°, 18 h	 1396 I (3) + II (13) + III (17) <table border="1" data-bbox="1163 883 1354 998"> <thead> <tr> <th></th> <th>R¹</th> <th>R²</th> </tr> </thead> <tbody> <tr> <td>I</td> <td>CH₂Ar</td> <td>H</td> </tr> <tr> <td>II</td> <td>H</td> <td>CH₂Ar</td> </tr> <tr> <td>III</td> <td>CH₂Ar</td> <td>CH₂Ar</td> </tr> </tbody> </table>		R ¹	R ²	I	CH ₂ Ar	H	II	H	CH ₂ Ar	III	CH ₂ Ar	CH ₂ Ar													
	R ¹	R ²																										
I	CH ₂ Ar	H																										
II	H	CH ₂ Ar																										
III	CH ₂ Ar	CH ₂ Ar																										
 Ar = 4-(4-ClC ₆ H ₄)C ₆ H ₄		Na(CN)BH ₃ , MeOH:H ₂ O (1:1), reflux, 6.5 h	 519 <table border="1" data-bbox="1032 1882 1293 2054"> <thead> <tr> <th>R¹</th> <th>R²</th> <th>R³</th> <th></th> </tr> </thead> <tbody> <tr> <td>CH₂Ar</td> <td>H</td> <td>H</td> <td>(15)</td> </tr> <tr> <td>H</td> <td>CH₂Ar</td> <td>H</td> <td>(21)</td> </tr> <tr> <td>CH₂Ar</td> <td>CH₂Ar</td> <td>H</td> <td>(26)</td> </tr> <tr> <td>CH₂Ar</td> <td>H</td> <td>CH₂Ar</td> <td>(11)</td> </tr> <tr> <td>CH₂Ar</td> <td>CH₂Ar</td> <td>CH₂Ar</td> <td>(5)</td> </tr> </tbody> </table>	R ¹	R ²	R ³		CH ₂ Ar	H	H	(15)	H	CH ₂ Ar	H	(21)	CH ₂ Ar	CH ₂ Ar	H	(26)	CH ₂ Ar	H	CH ₂ Ar	(11)	CH ₂ Ar	CH ₂ Ar	CH ₂ Ar	(5)	
R ¹	R ²	R ³																										
CH ₂ Ar	H	H	(15)																									
H	CH ₂ Ar	H	(21)																									
CH ₂ Ar	CH ₂ Ar	H	(26)																									
CH ₂ Ar	H	CH ₂ Ar	(11)																									
CH ₂ Ar	CH ₂ Ar	CH ₂ Ar	(5)																									

TABLE IF. AROMATIC ALDEHYDES (Continued)

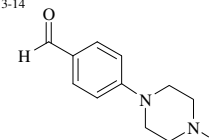

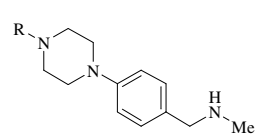
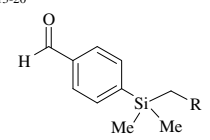
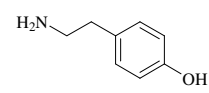
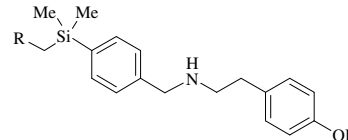
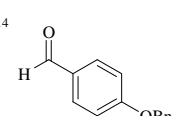
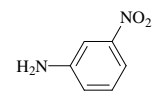
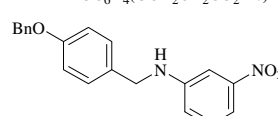
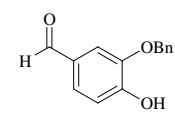

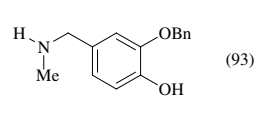
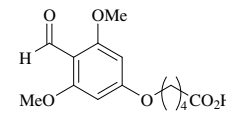

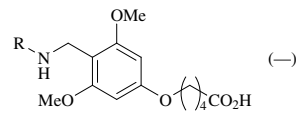
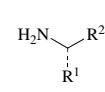
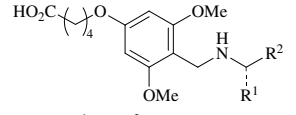
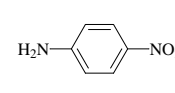
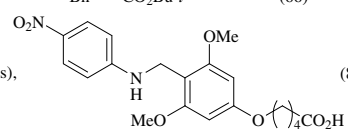

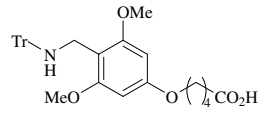
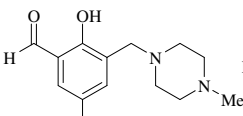
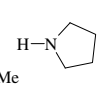
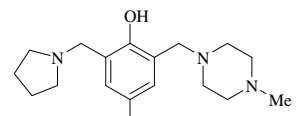
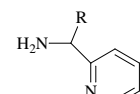
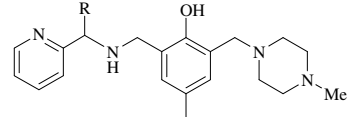
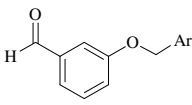
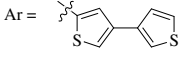

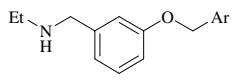
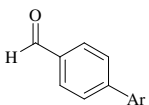
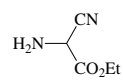
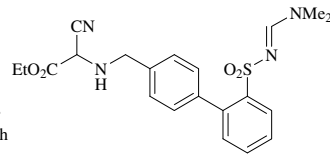
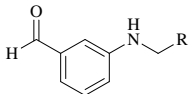

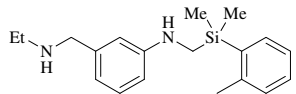
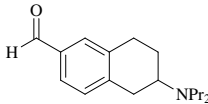
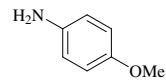
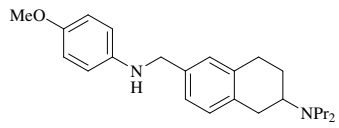
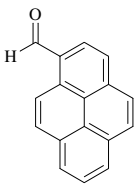

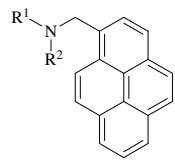
Aldehyde	Amine	Conditions	Product(s) and Yield(s) (%)	Refs.
C ₁₃₋₁₄ 	 40% in MeOH	NaBH(OAc) ₃ , HOAc, CH ₂ Cl ₂ , 2 h	 R Et (—) <i>i</i> -Pr (99)	648
C ₁₃₋₂₀ 		1. HOAc, MeOH, 2 h 2. Na(CN)BH ₃ , 16 h	 R CH ₂ CO ₂ Me (61) OC ₆ H ₄ (OCH ₂ CH ₂ CO ₂ Me)-4 (74)	1653
C ₁₄ 		Na(CN)BH ₃ , MeOH, 0°	 (90)	1654
	 33% in MeOH	1. MeOH, rt, 1 h 2. NaBH ₄ , 10°, 1 h	 (93)	1655
	 R = Me, Et, (CH ₂) ₂ Ph	1. MeOH (abs), 0-25° 2. Reflux, 2 h 3. Na(CN)BH ₃ , 25°, 2 h	 (—)	347, 1656, 1657, 1658
		Na(CN)BH ₃ , MeOH, 1 h	 R ¹ R ² H CO ₂ Me (83) H CO ₂ CH ₂ CH=CH ₂ (95) H CH(OMe) ₂ (42) Me CO ₂ Bu- <i>t</i> (78) <i>i</i> -Bu CO ₂ Bu- <i>t</i> (63) Bn CO ₂ Me (57) Bn CO ₂ Bu- <i>t</i> (66)	815, 887
		Na(CN)BH ₃ , MeOH (abs), reflux, 15 min	 (89)	347, 1657
		1. MS 3 Å, MeOH, reflux 2. Na(CN)BH ₃	 (—)	1656
		Na(CN)BH ₃ , NaOAc, MeOH, 18 h	 (36)	1115
		1. MeOH, 1 h to 1.5 d 2. NaBH ₄ , 2 h	 R Me (67) 2-pyridyl (52)	1115

TABLE IF. AROMATIC ALDEHYDES (Continued)

Aldehyde	Amine	Conditions	Product(s) and Yield(s) (%)	Refs.
		NaBH(OAc) ₃ , HOAc, DCE, overnight	 X —(CH ₂) ₃ N(CH ₂) ₃ — (64) —(CH ₂) ₂ NH(CH ₂) ₂ — (71) —(CH ₂) ₂ O(CH ₂) ₂ — (51) (78)	1659
		NaBH(OAc) ₃ , HOAc, DCE, overnight	(58)	1659
		1. HOAc, MeOH, 5 min 2. Na(CN)BH ₃ , 5 min	(80)	1635
		1. MS, MeOH 2. NaBH ₄	(71)	1660
		NaBH(OAc) ₃ , HOAc, DCE, overnight	(58)	1659
		1. NaOH (4 N aq), MeOH, 1 h 2. KBH ₄ , 2 h	 R ¹ R ² Bn Me (83) 1 ³ CH ₃ 1 ³ CH ₃ (—)	218
		1. MeOH, 1 h 2. KBH ₄ , 2 h	 R ¹ R ² X Me H CH ₂ (85) Bn H CH ₂ (78) Bn H ¹⁴ CH ₂ (—) ¹⁴ CH ₃ H ¹⁴ CH ₂ (—)	218
		1. MeOH, 4-5 h 2. NaBH ₄ , 2 h	(89)	1661
		1. NaBH ₄ , reflux, 20 min 2. NaBH ₄ , reflux, 3 h	(58) Me (66)	1304

TABLE IF. AROMATIC ALDEHYDES (Continued)

Aldehyde	Amine	Conditions	Product(s) and Yield(s) (%)	Refs.
 Ar = 		NaBH ₄ , EtOH	 (92)	1662
 Ar = C ₆ H ₄ (SO ₂ N=CHNMe ₂)-2		1. Amberlyst 15, CH ₂ Cl ₂ , reflux, 7 h 2. NaBH ₄ , glacial HOAc, CH ₂ Cl ₂ , 10° to rt, 14 h	 (72)	251
C ₁₇  R = SiMe ₂ C ₆ H ₄ Me-2		NaBH ₄ , EtOH	 (85)	1663
		NaBH(OAc) ₃ , HOAc, CH ₂ Cl ₂	 (57)	1359
		1. <i>p</i> -TsOH•H ₂ O, PhMe, reflux 2. Na(CN)BH ₃ , HCl (1 M) in MeOH, bromocresol green, pH 6-7, EtOH, 2-3 d		1119

R ¹	R ²	
H	CH ₂ CH ₂ CN	(13)
H	CH ₂ CH ₂ OMe	(43)
(CH ₂) ₂ OH	CH ₂ CH ₂ OH	(11)
H	Bn	(34)
H	CH ₂ CH ₂ Ph	(36)
H	(CH ₂) ₃ Ph	(5)
H	(CH ₂) ₄ Ph	(57)
H	CH ₂ C ₆ H ₃ Cl ₂ -3,4	(24)
H	(CH ₂) ₃ OPr- <i>i</i>	(20)
H	CH ₂ CH=CH ₂	(38)
H	<i>n</i> -Pr	(31)
H	(CH ₂) ₄ NH ₂	(18)
H	(CH ₂) ₅ NH ₂	(18)
H	(CH ₂) ₆ NH ₂	(15)
H	(CH ₂) ₂ NHPh	(16)
H	(CH ₂) ₃ NMe ₂	(13)
H	3-(1-morpholino)propyl	(25)
H	CH(Me)(CH ₂) ₃ NEt ₂	(51)
H	(CH ₂) ₂ NEt ₂	(30)
H	3-(<i>N</i> -cyclohexyl)aminopropyl	(16)
H	(CH ₂) ₂ NHCH ₂ CH ₂ OH	(23)
H	(CH ₂) ₂ NHCH ₂ CH(Me)OH	(25)
H	(CH ₂) ₃ N(CH ₂ CH ₂ OH) ₂	(23)
H	(CH ₂) ₃ N(Me)(CH ₂) ₃ NH ₂	(29)
H	(CH ₂) ₃ N(CH ₂ CH ₂) ₂ N(CH ₂) ₃ NH ₂	(21)
H	(CH ₂) ₂ OH	(41)
H	(CH ₂) ₃ OH	(29)
H	(CH ₂) ₄ OH	(63)
H	(CH ₂) ₅ OH	(36)
H	CH(Me)CH ₂ OH	(26)
H	CH ₂ CH(Me)OH	(28)
H	(CH ₂) ₂ OH	(40)

TABLE IF. AROMATIC ALDEHYDES (Continued)

Aldehyde	Amine	Conditions	Product(s) and Yield(s) (%)	Refs.
			R ¹ R ²	
			Me C(Me) ₂ CH ₂ OH	(35)
			H CH ₂ C(Me) ₂ OH	(19)
			H CH(Pr- <i>i</i>)CH ₂ OH	(15)
			H CH(CH ₂ Pr- <i>i</i>)CH ₂ OH	(41)
			H CH[CH(Me)Et]CH ₂ OH	(46)
			H (CH ₂) ₂ CH(Me)OH	(41)
			H (CH ₂) ₃ C(Me) ₂ CH ₂ OH	(40)
			H CH ₂ CH(Et)OH	(44)
			H CH(Et)CH ₂ OH	(47)
			H CH(Ph)CH ₂ OH	(31)
			H CH ₂ CH(Ph)OH	(28)
			H CH(Me)CH(Ph)OH	(6)
			H CH ₂ CH(OH)CH ₂ OH	(26)
			H CH(CH ₂ OH) ₂	(52)
			H C(Me)(CH ₂ OH) ₂	(49)
			H C(Et)(CH ₂ OH) ₂	(23)
			H C(CH ₂ OH) ₃	(42)
			H C(C ₃ H ₁₁)(CH ₂ OH) ₂	(35)
			H CH(CH ₂ OH)CH(Ph)OH	(23)
			H C(Me)CH(CH(CH ₃)OH)CH ₂ OH	(17)
			H 2-amino-2-deoxyglucosyl	(20)

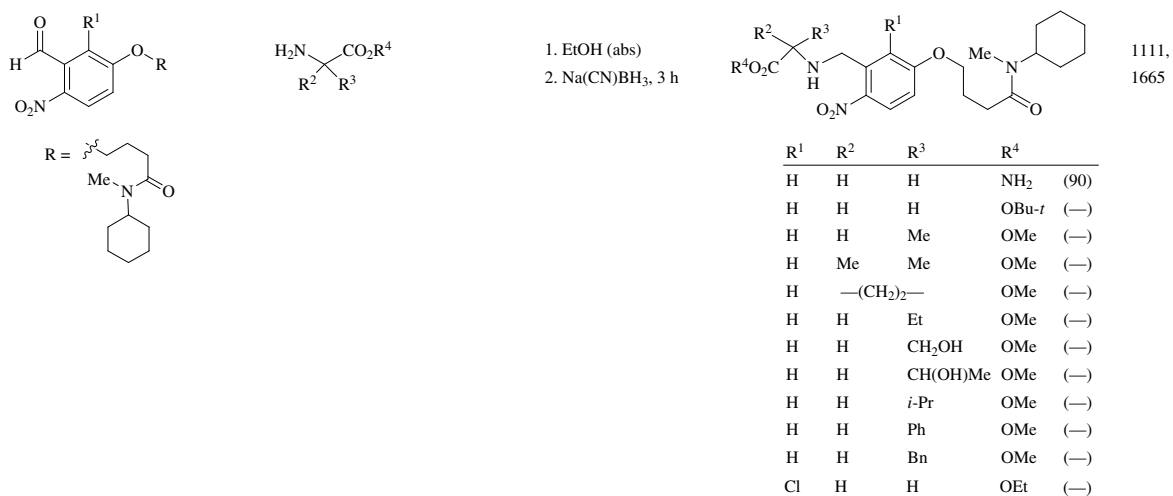
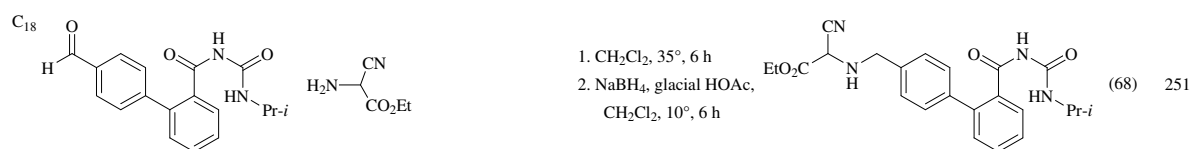
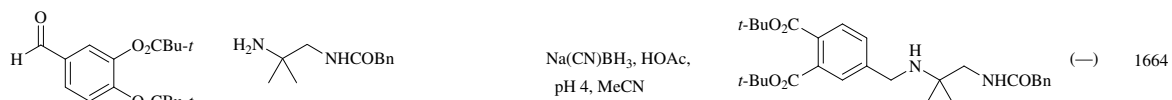


TABLE IF. AROMATIC ALDEHYDES (Continued)

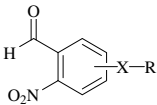
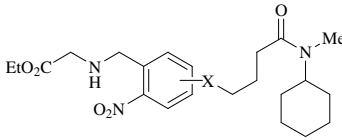
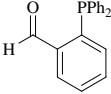

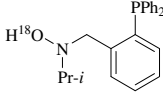
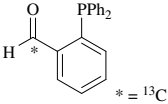

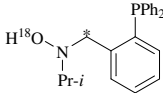
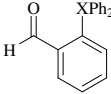

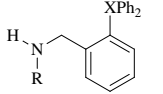


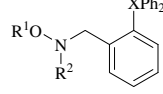
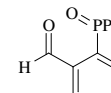

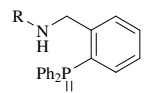

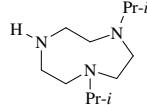
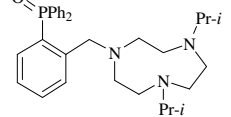
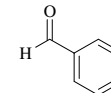
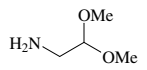
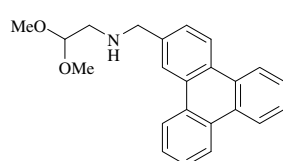
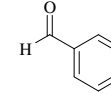

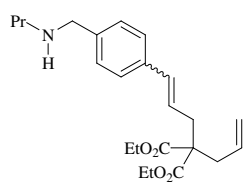
Aldehyde	Amine	Conditions	Product(s) and Yield(s) (%)	Refs.																				
 $\text{H}-\text{C}(=\text{O})-\text{C}_6\text{H}_4(\text{NO}_2)-\text{X}-\text{R}$	$\text{H}_2\text{N}-\text{CH}_2-\text{CO}_2\text{Et}$	1. EtOH, 30 min 2. $\text{Na}(\text{CN})\text{BH}_3$, 3 h	 Substitution X 3 O (—) 4 O (—) 5 O (—) 5 S (—) 6 O (—)	832, 1665																				
		1. EtOH, 13 h 2. Amine, 3.5 h 3. $\text{BH}_3 \cdot \text{pyridine}$, 0° 4. 25°, 22.5 h	 (45)	506																				
 $\ast = {}^{13}\text{C}$		1. EtOH, 33.5 h 2. Amine, 11 h 3. $\text{BH}_3 \cdot \text{pyridine}$, 23 h	 (45)	506																				
		1. MeOH, 8 h 2. $\text{BH}_3 \cdot \text{pyridine}$, 3 h	 <table border="1"> <thead> <tr> <th>X</th> <th>R</th> <th></th> </tr> </thead> <tbody> <tr> <td>P</td> <td>Me</td> <td>(76)</td> </tr> <tr> <td>P=O</td> <td>Me</td> <td>(71)</td> </tr> <tr> <td>P=O</td> <td><i>i</i>-Pr</td> <td>(57)</td> </tr> </tbody> </table>	X	R		P	Me	(76)	P=O	Me	(71)	P=O	<i>i</i> -Pr	(57)	506								
X	R																							
P	Me	(76)																						
P=O	Me	(71)																						
P=O	<i>i</i> -Pr	(57)																						
		1. EtOH, 6-20 h 2. $\text{BH}_3 \cdot \text{pyridine}$, 0° 3. 25°, 2-5 h	 <table border="1"> <thead> <tr> <th>X</th> <th>R¹</th> <th>R²</th> <th></th> </tr> </thead> <tbody> <tr> <td>P</td> <td>H</td> <td>Me</td> <td>(64)</td> </tr> <tr> <td>P</td> <td>H</td> <td><i>i</i>-Pr</td> <td>(67)</td> </tr> <tr> <td>P</td> <td>Me</td> <td>Me</td> <td>(53)</td> </tr> <tr> <td>P=O</td> <td>H</td> <td>Me</td> <td>(38)</td> </tr> </tbody> </table>	X	R ¹	R ²		P	H	Me	(64)	P	H	<i>i</i> -Pr	(67)	P	Me	Me	(53)	P=O	H	Me	(38)	506
X	R ¹	R ²																						
P	H	Me	(64)																					
P	H	<i>i</i> -Pr	(67)																					
P	Me	Me	(53)																					
P=O	H	Me	(38)																					
		1. EtOH, 36-72 h 2. $\text{BH}_3 \cdot \text{pyridine}$	 <table border="1"> <thead> <tr> <th>R</th> <th></th> </tr> </thead> <tbody> <tr> <td><i>i</i>-Pr</td> <td>(—)</td> </tr> <tr> <td><i>t</i>-Bu</td> <td>(44)</td> </tr> </tbody> </table>	R		<i>i</i> -Pr	(—)	<i>t</i> -Bu	(44)	1666														
R																								
<i>i</i> -Pr	(—)																							
<i>t</i> -Bu	(44)																							
		$\text{NaBH}(\text{OAc})_3$, DCE	 (—)	1667																				
		$\text{Na}(\text{CN})\text{BH}_3$, glacial HOAc, pH 7, MeOH	 (71)	1668																				
		$\text{Na}(\text{CN})\text{BH}_3$, HOAc, DMF, 12 h	 (88)	914																				

TABLE IF. AROMATIC ALDEHYDES (Continued)

Aldehyde	Amine	Conditions	Product(s) and Yield(s) (%)	Refs.																								
<p>C₃₇</p>		<p>Na(CN)BH₃, HCl (5 N) in MeOH, 3 h</p>	 <table border="1"> <thead> <tr> <th>R¹</th> <th>R²</th> <th></th> </tr> </thead> <tbody> <tr> <td>H</td> <td>H</td> <td>(14)</td> </tr> <tr> <td>H</td> <td>Me</td> <td>(31)</td> </tr> <tr> <td>H</td> <td>Et</td> <td>(24)</td> </tr> <tr> <td>H</td> <td><i>n</i>-Pr</td> <td>(60)</td> </tr> <tr> <td>H</td> <td>Bn</td> <td>(42)</td> </tr> <tr> <td>Me</td> <td>(CH₂)₂OH</td> <td>(38)</td> </tr> <tr> <td>—(CH₂)₂NMe(CH₂)₂—</td> <td></td> <td>(47)</td> </tr> </tbody> </table>	R ¹	R ²		H	H	(14)	H	Me	(31)	H	Et	(24)	H	<i>n</i> -Pr	(60)	H	Bn	(42)	Me	(CH ₂) ₂ OH	(38)	—(CH ₂) ₂ NMe(CH ₂) ₂ —		(47)	823
R ¹	R ²																											
H	H	(14)																										
H	Me	(31)																										
H	Et	(24)																										
H	<i>n</i> -Pr	(60)																										
H	Bn	(42)																										
Me	(CH ₂) ₂ OH	(38)																										
—(CH ₂) ₂ NMe(CH ₂) ₂ —		(47)																										

TABLE IG. HETEROAROMATIC ALDEHYDES

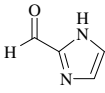
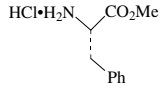
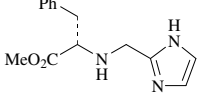
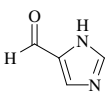
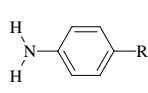
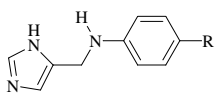
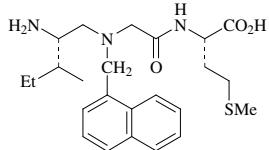
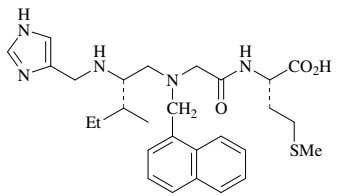
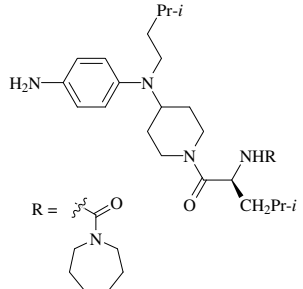
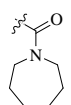
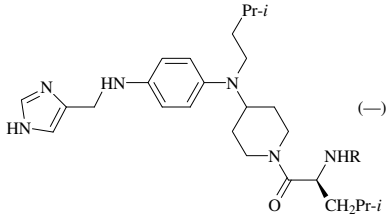
Aldehyde	Amine	Conditions	Product(s) and Yield(s) (%)	Refs.
		1. MeOH, 5 min 2. Na(CN)BH ₃ , overnight	 (65)	121
		1. MeOH, 55-60°, 16 h 2. NaBH ₄ , 0° 3. rt, 2 h	 R ——— H (—) F (—) Cl (77)	1490
		Na(CN)BH ₃ , KOAc, MS 4 Å, MeOH		(—) 1673
	 R = 	NaBH(OAc) ₃ , CH ₂ Cl ₂		(—) 1370

TABLE IG. HETEROAROMATIC ALDEHYDES (Continued)

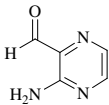

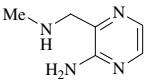
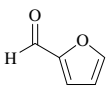
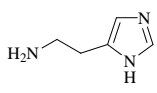
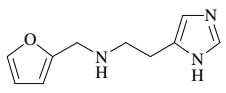
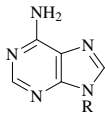
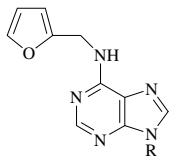
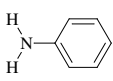
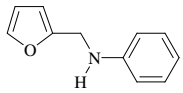
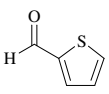
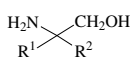
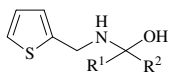
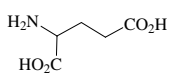
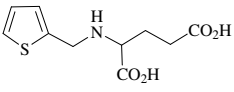
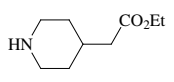
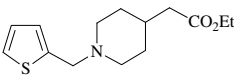
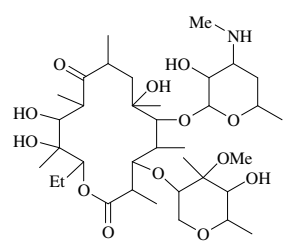
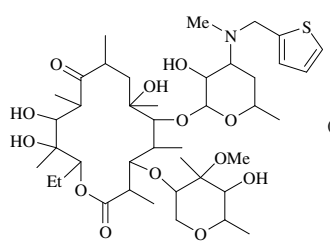
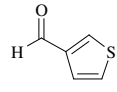
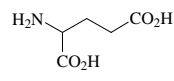
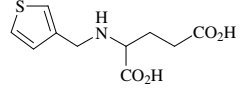
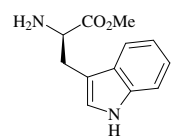
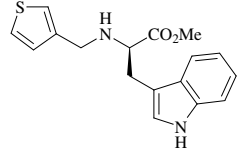
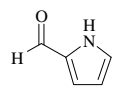
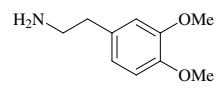
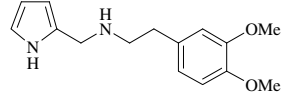
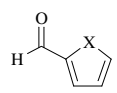
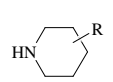
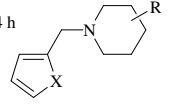
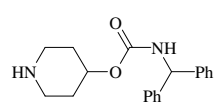
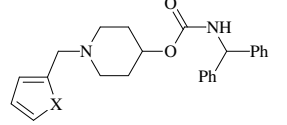
Aldehyde	Amine	Conditions	Product(s) and Yield(s) (%)	Refs.
C ₅ 		1. Na(CN)BH ₃ , EtOH (abs), 2 h 2. NaBH ₄ , 2 h	 (81)	1674
		1. NaOAc, MS 3 Å, MeOH, 45 min 2. Na(CN)BH ₃ , 1.5 h	 (24)	1221
		Na(CN)BH ₃ , H ₂ O, MeOH, HCl (0.2 M), 37°, 28 h	 $\frac{R}{H}$ (—) β-D-ribofuranosyl (85)	475
		NaBH(OAc) ₃ , HOAc, 0° to rt, overnight	 (99)	1490
		1. MeOH, HOAc, pH 6 2. Na(CN)BH ₃ , 60-72 h	 $\frac{R^1}{Me} \frac{R^2}{Me}$ (89) $\frac{R^1}{H} \frac{R^2}{Et}$ (82)	1600
		NaBH ₄ , EtOH	 (—)	986
		1. TEA, MS 4 Å, MeOH, 1.5 h 2. Na(CN)BH ₃ , 12 h	 (68)	1597
		Na(CN)BH ₃ , MeOH, dark, 6 h	 (8)	772
		NaBH ₄ , EtOH	 (—)	986
		NaBH(OAc) ₃ , TEA, CH ₂ Cl ₂ , 24 h	 (—)	975
		1. K10 Clay, 10 min, microwaves 2. NaBH ₄ /Clay, H ₂ O, microwaves, 30 sec, 65°	 (81)	215
		1. BH ₃ •pyridine, EtOH, 4 h 2. Aldehyde, BH ₃ •pyridine	 $\frac{X}{O} \frac{R}{2-CO_2Et}$ (75) $\frac{X}{O} \frac{R}{4-CO_2Et}$ (71) $\frac{X}{S} \frac{R}{4-CO_2Et}$ (80)	299
		NaBH(OAc) ₃ , DCE, overnight	 $\frac{X}{O}$ (88) $\frac{X}{S}$ (31) $\frac{X}{NH}$ (50)	1610

TABLE IG. HETEROAROMATIC ALDEHYDES (Continued)

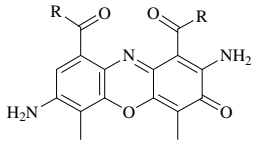
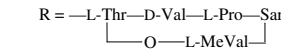
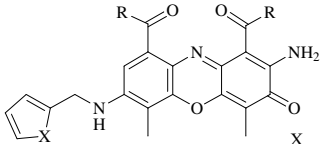
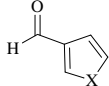
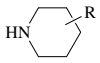
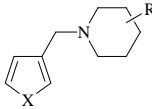
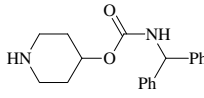
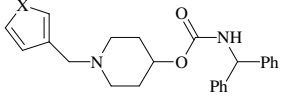
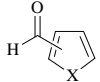
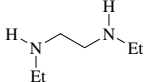
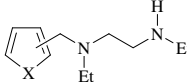
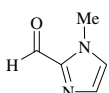
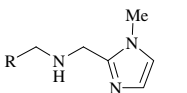
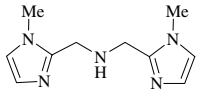
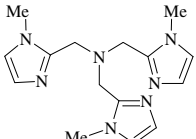
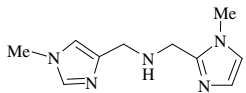
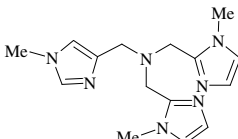
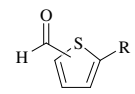
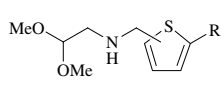
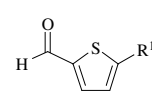
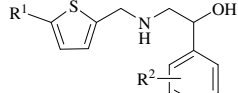
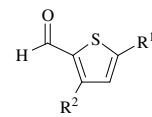
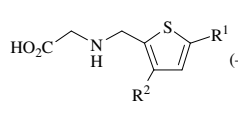
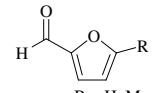
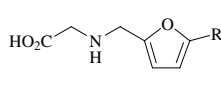

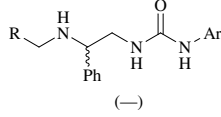
Aldehyde	Amine	Conditions	Product(s) and Yield(s) (%)	Refs.	
	 $R = -L\text{-Thr-D-Val-L-Pro-Sar}$ 	1. MS 4 Å, PhH, reflux, 60 min 2. $\text{BH}_3 \cdot \text{HNMe}_2$, 30 min	 $\frac{X}{\text{NH}}$ (68) O (80)	308	
		1. $\text{BH}_3 \cdot \text{pyridine}$, EtOH, 4 h 2. Aldehyde, $\text{BH}_3 \cdot \text{pyridine}$	 $\frac{X \text{ R}}{\text{O}}$ 2-CO ₂ Et (80) O 3-CO ₂ Et (89) O 4-CO ₂ Et (79) S 4-CO ₂ Et (88)	299	
		$\text{NaBH}(\text{OAc})_3$, DCE, overnight	 $\frac{X}{\text{O}}$ (90) S (31)	308	
		$\text{NaBH}(\text{OAc})_3$, HOAc, CH ₂ Cl ₂	 2-furyl (48) 2-thienyl (59) 3-thienyl (60)	1378	
	$\text{H}_2\text{N-CH}_2\text{-R}$ $R = 2\text{-imidazolyl, 2-pyridyl}$	$\text{Na}(\text{CN})\text{BH}_3$, HOAc, MeOH	 (77-85)	1675	
		$\text{Na}(\text{CN})\text{BH}_3$, HOAc, MeOH	 (70)	1676	
		$\text{Na}(\text{CN})\text{BH}_3$, HOAc, MeOH	 (73)	1676	
C ₅₋₆		$\text{H}_2\text{N-CH(OMe)-CH}_2\text{-OMe}$	1. <i>p</i> -TsOH, EtOH, reflux, 2 h 2. NaBH_4 , rt 3. Reflux, 2 h	 $\frac{R}{\text{H}}$ 3-thienyl (93) H 2-thienyl (—) F 2-thienyl (—) Cl 2-thienyl (—) Me 2-thienyl (—)	165
		$\text{HCl} \cdot \text{H}_2\text{N-CH(OH)-CH}_2\text{-Ph}$ R^2	1. K_2CO_3 , TFA, C ₆ H ₆ , reflux, 4 h 2. NaBH_4 , MeOH, 5°, 30 min	 $\frac{\text{R}^1 \text{ R}^2}{\text{Cl}}$ 3-OH (78) Cl 4-Br (57) Me 4-Br (68)	1677
		$\text{H}_2\text{N-CH}_2\text{-CO}_2\text{H}$	$\text{Na}(\text{CN})\text{BH}_3$, HOAc, MeOH, 4 h, rt	 $\frac{\text{R}^1 \text{ R}^2}{\text{H}}$ (—) Me H MeO H H MeO	1601
	 $R = \text{H, Me, MeO}$	$\text{H}_2\text{N-CH}_2\text{-CO}_2\text{H}$	$\text{Na}(\text{CN})\text{BH}_3$, HOAc, MeOH, 4 h, rt	 (—)	1601
	$\text{HCl} \cdot \text{H}_2\text{N-CH}_2\text{-CH}_2\text{-NH-CO-NH-Ar}$ $\text{Ar} = 2,6\text{-}(i\text{-Pr})_2\text{C}_6\text{H}_3$	1. <i>p</i> -TsOH, EtOH, reflux, 2 h 2. NaBH_4 , rt 3. Reflux, 2 h	 $\frac{R}{\text{H}}$ 2-furyl (—) 2-furyl (+) 3-furyl (—) 2-thienyl (+) 2-pyridinyl (+) 3-pyridinyl (+) 4-pyridinyl (+)	171	

TABLE IG. HETEROAROMATIC ALDEHYDES (Continued)

Aldehyde	Amine	Conditions	Product(s) and Yield(s) (%)	Refs.
C ₅₋₇ 		1. MeOH, 0° 2. Na(CN)BH ₃ , 0°, 2 h 3. rt, 12 h	 R Me (95) i-Pr (81)	1678
C ₅₋₁₆ 		NaBH(OAc) ₃ , MS 4 Å, CH ₂ Cl ₂	 R Me (37) OMe (90) 2-thienyl (78) 2-pyridyl (52) 4-FC ₆ H ₄ (61) 4-ClC ₆ H ₄ (50) 4-MeC ₆ H ₄ (55) 4-NCC ₆ H ₄ (50) 3-MeOC ₆ H ₄ (73) cis-CH=CHPh (73) 3,4-(MeO) ₂ C ₆ H ₃ (78) 4-PhOC ₆ H ₄ (69)	281
C ₆ 		NaBH(OAc) ₃ , HOAc, THF	 (91)	21
		Na(CN)BH ₃ , NaOAc (anhyd), MS 4 Å, MeOH, overnight	 (75)	1113
	H ₂ N-CH ₂ -CO ₂ H	Na(CN)BH ₃ , HOAc, MeOH, 4 h	 (—)	1605
	H ₂ N-CH ₂ -OH	Na(CN)BH ₃ , HOAc, MeOH, 48 h	 (45)	689
		Na(CN)BH ₃	 (—)	1679
		Na(CN)BH ₃ , HOAc, MeOH	 (77-85)	1675
		1. Heating, 1 h 2. BER, MeOH, rt, 1 h 3. Pd(OAc) ₂	 (84)	226
		NaBH(OAc) ₃ , TEA, CH ₂ Cl ₂	 (—)	975
		NaBH(OAc) ₃ , TEA, CH ₂ Cl ₂	 (—)	975

TABLE IG. HETEROAROMATIC ALDEHYDES (Continued)

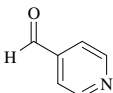
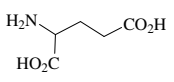
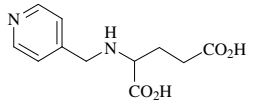
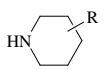
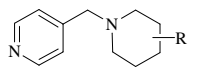
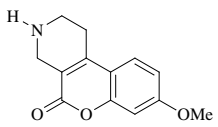
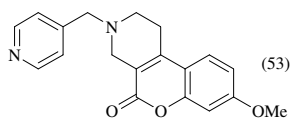
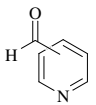
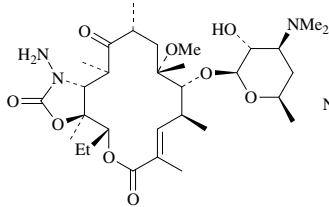
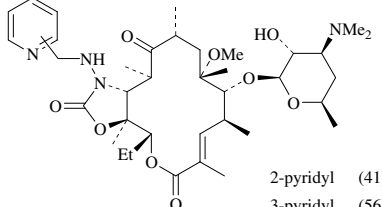
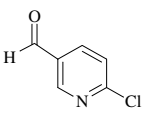

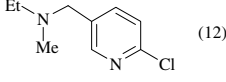
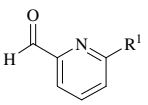
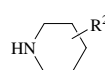
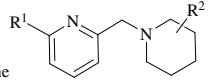
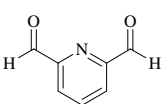
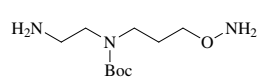
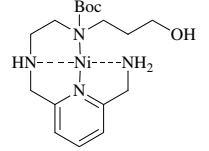
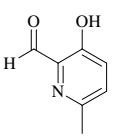
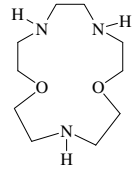
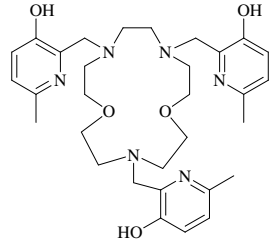
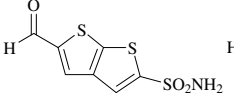

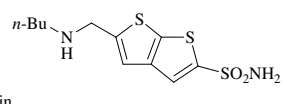
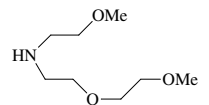
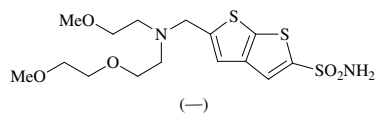
Aldehyde	Amine	Conditions	Product(s) and Yield(s) (%)	Refs.
		NaBH ₄ , EtOH	 (—)	986
		1. BH ₃ •pyridine, EtOH, 4 h 2. Aldehyde, BH ₃ •pyridine	 $\frac{R}{\text{---}}$ 4-OH (36) 2-CO ₂ Et (12) 3-CO ₂ Et (35) 4-CO ₂ Et (27)	299
		1. HOAc, 1,3-dimethyl- 2-imidazolidinone, 10 min 2. NaBH(OAc) ₃ , 30 min 3. 18 h	 (53)	1604
		Na(CN)BH ₃ , HOAc, MeOH, 3 h	 2-pyridyl (41) 3-pyridyl (56) 4-pyridyl (44)	514
		1. Na(CN)BH ₃ , MS 4 Å, bromocresol green, EtOH (abs), 15 min 2. HCl (5%) in MeOH, 16 h	 (12)	1122
C_{6-7} 		1. BH ₃ •pyridine, EtOH, 4 h 2. Aldehyde, BH ₃ •pyridine	 $\frac{R^1 \quad R^2}{\text{---}}$ H 2-CO ₂ Et (25) H 3-CO ₂ Et (22) H 4-CO ₂ Et (26) Me 4-CO ₂ Et (30)	299
C_7 		1. NiCl ₂ •H ₂ O, EtOH:H ₂ O (2:1) 2. HOAc, rt, 2 h 3. 80°, 6 h 4. NaBH ₄ , 0° 5. rt, overnight 6. 80°, 2 h	 (—)	764
		1. KOH, MeOH, 15 min 2. Na(CN)BH ₃ , 40 h	 (21)	1680
		1. HCl (6.7 M) in MeOH, MeOH, 50° 2. rt, 1 h 3. NaBH ₄ , THF, 0°, 30 min	 (—)	859
		1. Methanolic HCl, MeOH, 24 h 2. MS 4 Å, 6 d 3. Na(CN)BH ₃ , MeOH, THF, 48 h	 (—)	859

TABLE IG. HETEROAROMATIC ALDEHYDES (Continued)

Aldehyde	Amine	Conditions	Product(s) and Yield(s) (%)	Refs.
C ₇₋₁₁ 	NH ₄ OAc	Na(CN)BH ₃ , MeOH, pH 7.25, 18 h	 R H (67) Me (67) <i>t</i> -Bu (49)	827
C ₈ 	H ₂ N-CH ₂ -CH ₂ -SR	1. MeOH, bromocresol purple, HCl (5 M) in MeOH, pH 6 2. MS 3 Å, 1.5 h 3. Na(CN)BH ₃ , 15 h	 R Me (70) 4-MeOC ₆ H ₄ CH ₂ (65)	1123
		Na(CN)BH ₃	 (-)	1681
	2 HCl •	1. MS 3 Å, bromocresol purple, MeOH, TFA, pH 6, 1 h 2. Na(CN)BH ₃ , 5 h	 (62)	1124
		1. MeOH (abs), HCl/MeOH, pH 4.5-5.0, 35° to 38°, 7 min 2. Na(CN)BH ₃ , HCl/MeOH, pH 4.5-5.0, 15 min	 (95)	1682
	H ₂ N-CH ₂ -CH ₂ -CO ₂ H SH	1. Phosphate buffer (0.2 M), pH 6.9, 2 h 2. NaBH ₄ , 9 min	 (95)	1102
	H ₂ N-CH ₂ -CH ₂ -R ¹ -R ²	1. MeOH, 30 min 2. NaBH ₄ (0.02 M), 5°	 R ¹ R ² Me CO ₂ H CH ₂ CO ₂ H CO ₂ H (CH ₂) ₂ CO ₂ H CO ₂ H (-) Bn CO ₂ H 4-HOC ₆ H ₄ CH ₂ CO ₂ H (CH ₂) ₂ CO ₂ H H	1683
	HCl • H ₂ N-CH ₂ -CH ₂ -CO ₂ Et Ar Ar = 4-ClC ₆ H ₄	Na(CN)BH ₃ , MS 4 Å, EtOH, 23 h	 (16)	1684
	H ₂ N-CH ₂ -CH ₂ -CO ₂ Bu- <i>n</i>	1. MS 3 Å, HOAc, 18 h reflux, 60 min 2. BH ₃ •H ₂ NBu- <i>t</i> , 18 h 3. 80°, 18 h 4. BH ₃ •H ₂ NBu- <i>t</i> , rt, 2 h 5. 70°, 40 h	 (65)	325
		Na(CN)BH ₃ , HCl (2.0 N), MeOH, 9 d	 (33)	316, 1685

TABLE IG. HETEROAROMATIC ALDEHYDES (Continued)

Aldehyde	Amine	Conditions	Product(s) and Yield(s) (%)	Refs.
		1. Glacial HOAc, 4 h 2. BH ₃ •HNMe ₂ in HOAc, 1.5 h	 (58)	311
		Na(CN)BH ₃ , EtOH, 2 d	 (42)	1686
		BH ₃ •HNMe ₂ , HOAc, 22 h	 (76)	313
C ₈₋₉ 		1. Glacial HOAc, 1.5-4 h 2. BH ₃ •HNMe ₂ in HOAc, 2-2.5 h	 (40) (48)	311
C ₉ 	HCl•H ₂ NCH ₂ CO ₂ Et	Na(CN)BH ₃ , H ₂ O, MeOH, K ₂ HPO ₄ , 24 h	 (703)	703
	HCl•H ₂ N(CH ₂) _n SR	Na(CN)BH ₃ , MeOH	 (19) (13) (49) (39) (41)	1687
	NH ₄ OH, 29%	Na(CN)BH ₃ , HOAc, 17-18°, 9 h	 (28) (4)	688
		1. MeOH (abs), KOH (5%) in MeOH, pH 11, MS 3 Å 2. Na(CN)BH ₃ , HOAc, pH 6.5, 55°, 2.5 h	 (76)	1688, 1689
		Na(CN)BH ₃ , MeOH, HOAc, 3 h	 (60)	514

TABLE IG. HETEROAROMATIC ALDEHYDES (Continued)

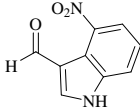
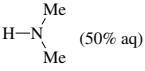
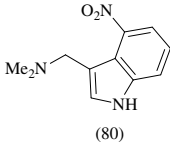
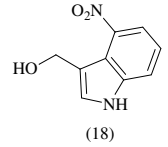
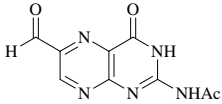
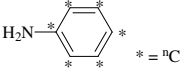
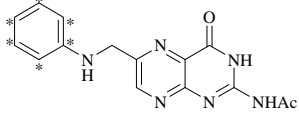
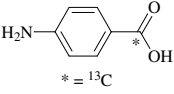
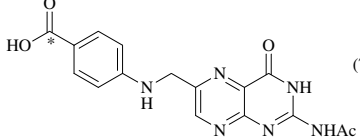
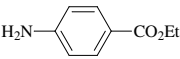
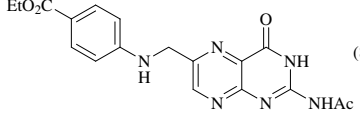
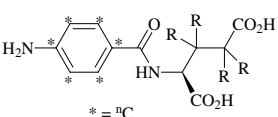
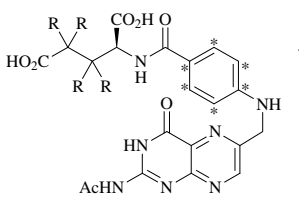
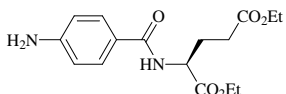
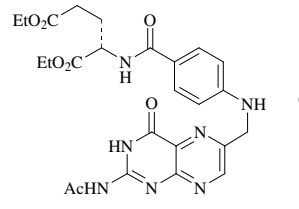
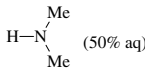
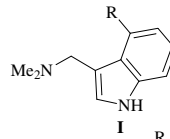
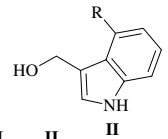

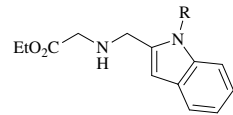
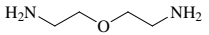
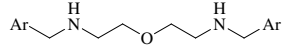
Aldehyde	Amine	Conditions	Product(s) and Yield(s) (%)	Refs.															
		NaBH ₄ , MeOH, 2.5 h	 + 	688															
		BH ₃ •HNMe ₂ , HOAc		<table border="1" data-bbox="1315 374 1402 466"> <tr><td>n</td><td></td></tr> <tr><td>12</td><td>(80)</td></tr> <tr><td>13</td><td>(—)</td></tr> </table>	n		12	(80)	13	(—)	314								
n																			
12	(80)																		
13	(—)																		
		BH ₃ •HNMe ₂ , HOAc, 60-70°, 10-15 min		(70) 309															
		1. Glacial HOAc 2. BH ₃ •HNMe ₂ , 20 min 3. 60°, 10 min		(84) 306															
		BH ₃ •HNMe ₂ , HOAc		<table border="1" data-bbox="1315 833 1402 948"> <tr><td>n</td><td>R</td></tr> <tr><td>12</td><td>¹H (—)</td></tr> <tr><td>13</td><td>¹H (—)</td></tr> <tr><td>12</td><td>²H (—)</td></tr> </table>	n	R	12	¹ H (—)	13	¹ H (—)	12	² H (—)	315						
n	R																		
12	¹ H (—)																		
13	¹ H (—)																		
12	² H (—)																		
		BH ₃ •HNMe ₂ , glacial HOAc		(28) 310															
C ₉₋₁₀		1. MeOH, 30 min 2. NaBH ₄ , 0.5 to 2.5 h	 + 	688															
			<table border="1" data-bbox="1150 1499 1312 1648"> <tr><td>R</td><td>I</td><td>II</td></tr> <tr><td>H</td><td>(75)</td><td>(25)</td></tr> <tr><td>I</td><td>(86)</td><td>(—)</td></tr> <tr><td>CN</td><td>(73)</td><td>(23)</td></tr> <tr><td>OMe</td><td>(57)</td><td>(19)</td></tr> </table>	R	I	II	H	(75)	(25)	I	(86)	(—)	CN	(73)	(23)	OMe	(57)	(19)	
R	I	II																	
H	(75)	(25)																	
I	(86)	(—)																	
CN	(73)	(23)																	
OMe	(57)	(19)																	
C ₉₋₁₆		Na(CN)BH ₃ , MeOH		<table border="1" data-bbox="1289 1682 1376 1763"> <tr><td>R</td><td></td></tr> <tr><td>H</td><td>(80)</td></tr> <tr><td>Bn</td><td>(79)</td></tr> </table>	R		H	(80)	Bn	(79)	1690, 1691								
R																			
H	(80)																		
Bn	(79)																		
C ₁₀		1. MeOH, warming, 1 h 2. NaBH ₄ , 0° 3. rt, 1 h		(80) 728															

TABLE IG. HETEROAROMATIC ALDEHYDES (Continued)

Aldehyde	Amine	Conditions	Product(s) and Yield(s) (%)	Refs.																														
		NaBH(OAc) ₃ , DCE, 12 h	(77)	1692																														
		1. HOAc, 6 h 2. BH ₃ •NEt ₃ , 40 min 3. 60°, 10 min	(62)	316, 1685																														
Ar =		1. HOAc, 18 h 2. BH ₃ •NEt ₃ , 1.5 h 3. 60°, 10 min	(32)	312																														
		1. HOAc, 20-24 h 2. BH ₃ •NMe ₃ , 1 h 3. 60-65°, 10 min	(—)	315																														
			<table border="1"> <thead> <tr> <th>R¹</th> <th>R²</th> <th>n</th> </tr> </thead> <tbody> <tr> <td>Et</td> <td>Et</td> <td>2</td> </tr> <tr> <td>Me</td> <td>NHCbz</td> <td>3</td> </tr> </tbody> </table>	R ¹	R ²	n	Et	Et	2	Me	NHCbz	3																						
R ¹	R ²	n																																
Et	Et	2																																
Me	NHCbz	3																																
		1. HOAc, toluene, 20 min 2. NaBH(OAc) ₃ , 2.5 h	(—)	1145																														
		NaBH(OAc) ₃ , DCE	(82) <table border="1"> <thead> <tr> <th>R</th> <th>X</th> <th>n</th> </tr> </thead> <tbody> <tr> <td>H</td> <td>O</td> <td>0 (82)</td> </tr> <tr> <td>NO₂</td> <td>O</td> <td>0 (55)</td> </tr> <tr> <td>NO₂</td> <td>S</td> <td>0 (63)</td> </tr> <tr> <td>NO₂</td> <td>O</td> <td>1 (52)</td> </tr> <tr> <td>NO₂</td> <td>S</td> <td>1 (51)</td> </tr> <tr> <td>OAc</td> <td>O</td> <td>0 (92)</td> </tr> <tr> <td>OAc</td> <td>S</td> <td>0 (90)</td> </tr> <tr> <td>OAc</td> <td>O</td> <td>1 (94)</td> </tr> <tr> <td>OAc</td> <td>S</td> <td>1 (89)</td> </tr> </tbody> </table>	R	X	n	H	O	0 (82)	NO ₂	O	0 (55)	NO ₂	S	0 (63)	NO ₂	O	1 (52)	NO ₂	S	1 (51)	OAc	O	0 (92)	OAc	S	0 (90)	OAc	O	1 (94)	OAc	S	1 (89)	728
R	X	n																																
H	O	0 (82)																																
NO ₂	O	0 (55)																																
NO ₂	S	0 (63)																																
NO ₂	O	1 (52)																																
NO ₂	S	1 (51)																																
OAc	O	0 (92)																																
OAc	S	0 (90)																																
OAc	O	1 (94)																																
OAc	S	1 (89)																																
		1. HOAc, MeOH, pH 6 2. Na(CN)BH ₃ , 3 h	(72) <table border="1"> <thead> <tr> <th>R</th> </tr> </thead> <tbody> <tr> <td>2-pyridinyl</td> </tr> <tr> <td>Ph</td> </tr> <tr> <td>4-MeOC₆H₄</td> </tr> </tbody> </table>	R	2-pyridinyl	Ph	4-MeOC ₆ H ₄	1693																										
R																																		
2-pyridinyl																																		
Ph																																		
4-MeOC ₆ H ₄																																		
		1. HOAc, MeOH, pH 6 2. Na(CN)BH ₃ , 3 h	(88)	1693																														
		1. HOAc, MeOH, pH 6 2. Na(CN)BH ₃ , 3 h	(83) <table border="1"> <thead> <tr> <th>R¹</th> <th>R²</th> </tr> </thead> <tbody> <tr> <td>Ph</td> <td>H</td> </tr> <tr> <td>4-ClC₆H₄</td> <td>OH</td> </tr> <tr> <td>3-CF₃C₆H₄</td> <td>OH</td> </tr> </tbody> </table>	R ¹	R ²	Ph	H	4-ClC ₆ H ₄	OH	3-CF ₃ C ₆ H ₄	OH	1693																						
R ¹	R ²																																	
Ph	H																																	
4-ClC ₆ H ₄	OH																																	
3-CF ₃ C ₆ H ₄	OH																																	
			(72)																															
			(94)																															

TABLE IG. HETEROAROMATIC ALDEHYDES (Continued)

Aldehyde	Amine	Conditions	Product(s) and Yield(s) (%)	Refs.															
	$\text{HCl} \cdot \text{H}_2\text{NCH}_2\text{CO}_2\text{Et}$	1. NaOAc, EtOH, 30 min 2. Na(CN)BH ₃ , overnight	 <table border="1"> <tr> <td></td> <td>CHO</td> <td>NHBoc</td> </tr> <tr> <td>(-)</td> <td>2</td> <td>3</td> </tr> <tr> <td></td> <td>3</td> <td>2</td> </tr> <tr> <td></td> <td>3</td> <td>4</td> </tr> <tr> <td></td> <td>4</td> <td>3</td> </tr> </table>		CHO	NHBoc	(-)	2	3		3	2		3	4		4	3	1642
	CHO	NHBoc																	
(-)	2	3																	
	3	2																	
	3	4																	
	4	3																	
	$\text{H}-\text{N}(\text{R}^3)-\text{H}$	1. EtOH, reflux, 30 min 2. NaBH ₄ , CHCl ₃ , rt, 8 h	 <table border="1"> <tr> <td></td> <td>R¹</td> <td>R²</td> <td>R³</td> </tr> <tr> <td></td> <td>H</td> <td>7-Me</td> <td>allyl</td> </tr> <tr> <td></td> <td>7-Cl</td> <td>8-Me</td> <td>CH₂NEt₂</td> </tr> </table>		R ¹	R ²	R ³		H	7-Me	allyl		7-Cl	8-Me	CH ₂ NEt ₂	1694			
	R ¹	R ²	R ³																
	H	7-Me	allyl																
	7-Cl	8-Me	CH ₂ NEt ₂																
	$\text{H}-\text{N}(\text{Me})_2$	1. Na(CN)BH ₃ , MeOH, NaOAc, -70°, 3 h 2. -18°, 88 h	 (-)	1695															
	$\text{H}_2\text{N}-\text{C}_5\text{H}_4\text{N}-\text{NH}_2$ (2-NH ₂ , 3-NH ₂)	Na(CN)BH ₃ , MeOH	 (30-37)	1696															
	$\text{H}_2\text{NCH}_2\text{C}_5\text{H}_4\text{NPh}$	1. HCl (6 M) in MeOH, MeOH, 36 h 2. Na(CN)BH ₃ , 3 h	 (57)	709															
	$\text{H}-\text{N}(\text{R})_2$	1. HOAc, MeCN, pH 6-7 2. Na(CN)BH ₃ in MeCN, 2-4 h 3. 16-23 h	 <table border="1"> <tr> <td></td> <td>R</td> </tr> <tr> <td></td> <td>Me (59)</td> </tr> <tr> <td></td> <td>CH₂CO₂Me (32)</td> </tr> </table>		R		Me (59)		CH ₂ CO ₂ Me (32)	1697									
	R																		
	Me (59)																		
	CH ₂ CO ₂ Me (32)																		
		NaBH(OAc) ₃ , DCE, pH 6, 20°	 (61)	1698															
	$\text{H}-\text{N}(\text{C}_6\text{H}_{13})-\text{H}$	1. MS 3 Å, THF, reflux, 16 h 2. NaBH ₄ , dry MeOH, 0°, 0.5 h	 <table border="1"> <tr> <td></td> <td>R</td> </tr> <tr> <td></td> <td>Me (75)</td> </tr> <tr> <td></td> <td>Bn (76)</td> </tr> </table>		R		Me (75)		Bn (76)	826									
	R																		
	Me (75)																		
	Bn (76)																		
		1. TEA, MS 3 Å, DMF:THF (1:6), reflux, 16-18 h 2. NaBH ₄ , dry MeOH, 0° to rt, 0.25 to 0.5 h	 <table border="1"> <tr> <td></td> <td>R</td> </tr> <tr> <td></td> <td>Me (36)</td> </tr> <tr> <td></td> <td>Bn (45)</td> </tr> </table>		R		Me (36)		Bn (45)	826									
	R																		
	Me (36)																		
	Bn (45)																		
		Na(CN)BH ₃ , ZnCl ₂ , MeOH, 36 h	 (84)	122															

TABLE IG. HETEROAROMATIC ALDEHYDES (Continued)


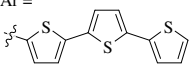

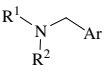
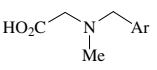

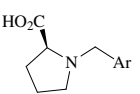

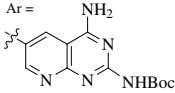
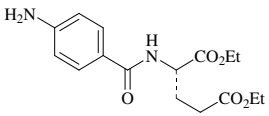
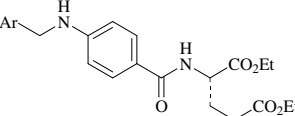
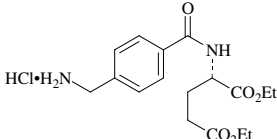
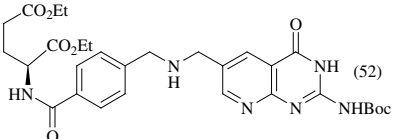
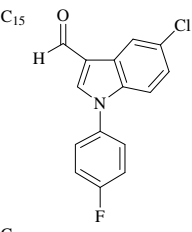

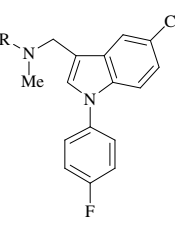
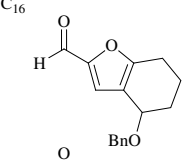
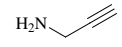
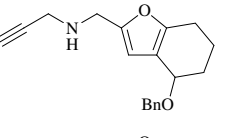
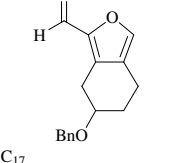
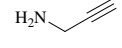
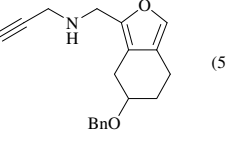
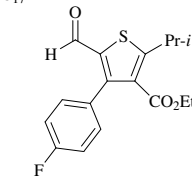
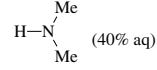
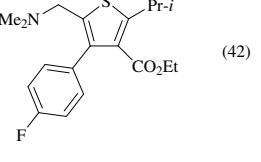
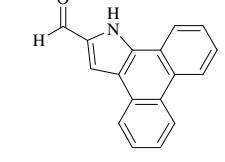
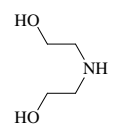
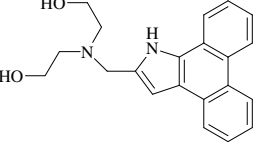
Aldehyde	Amine	Conditions	Product(s) and Yield(s) (%)	Refs.												
 Ar = 		Na(CN)BH ₃ , degassed MeOH, dark, 2-72 h	 <table border="1" style="display: inline-table; vertical-align: middle;"> <tr> <td>R¹</td> <td>R²</td> <td></td> </tr> <tr> <td>H</td> <td>Me</td> <td>(—)</td> </tr> <tr> <td>Me</td> <td>(CH₂)₂OH</td> <td>(60)</td> </tr> <tr> <td>H</td> <td>(CH₂)₂NHCO₂Bn</td> <td>(60)</td> </tr> </table>	R ¹	R ²		H	Me	(—)	Me	(CH ₂) ₂ OH	(60)	H	(CH ₂) ₂ NHCO ₂ Bn	(60)	1699
R ¹	R ²															
H	Me	(—)														
Me	(CH ₂) ₂ OH	(60)														
H	(CH ₂) ₂ NHCO ₂ Bn	(60)														
	MeHN-CH ₂ -CO ₂ H	Na(CN)BH ₃ , degassed MeOH:HOAc (99:1), dark, 2 h	 (80)	1699												
		1. MS 4 Å, MeOH 2. Na(CN)BH ₃ , dark, 12 h	 (60)	1699												
 Ar = 		1. Glacial HOAc, 14 h 2. BH ₃ •NEt ₃ , 2 h	 (61)	1339												
		1. NaOAc, HOAc, 18 h 2. BH ₃ •NEt ₃ , 2 h	 (52)	318												
		1. MS 3 Å, MeOH, 1 h 2. Na(CN)BH ₃ , 24 h 3. MS 3 Å, Na(CN)BH ₃ , 24 h	 <table border="1" style="display: inline-table; vertical-align: middle;"> <tr> <td>R</td> <td></td> </tr> <tr> <td>H</td> <td>(76)</td> </tr> <tr> <td>Me</td> <td>(—)</td> </tr> </table>	R		H	(76)	Me	(—)	1700						
R																
H	(76)															
Me	(—)															
		Na(CN)BH ₃ , MeOH, overnight	 (72)	1701												
		Na(CN)BH ₃ , MeOH, overnight	 (59)	1701												
		Na(CN)BH ₃ , HCl (12 N), pH 6, THF, 4 h	 (42)	1080												
		Na(CN)BH ₃ , HCl (5 N)/MeOH, 72 h	 (81)	1702												

TABLE IG. HETEROAROMATIC ALDEHYDES (Continued)

	Aldehyde	Amine	Conditions	Product(s) and Yield(s) (%)	Refs.
C ₁₈		$\text{H}_2\text{N}(\text{CH}_2)_n\text{NEt}_2$	1. EtOH (abs), reflux, 18 h 2. NaBH ₄ , 0°, 30 min	 n 1 (67) 2 (60)	1703
		$\text{H}_2\text{N}(\text{CH}_2)_2\text{NR}_2$ R = Me, Et	1. MS 4 Å, EtOH 2. Na(CN)BH ₃ , 1-24 h	(—)	1704
		$\text{H}-\text{N}(\text{R})-\text{Ar}$ Ar = 2,3,4-(MeO) ₃ C ₆ H ₂	1. HOAc, 18 h 2. BH ₃ •NEt ₃ , 4 h	 R H (48) Me (—) Et (—)	319
			Na(CN)BH ₃ , HCl, MeOH	(—)	1705
C ₁₈₋₂₀		$\text{Me}-\text{N}(\text{H})-\text{CH}_2-\text{CH}_2-\text{C}_6\text{H}_3(\text{OMe})_2$	1. MeOH:THF (3:1), rt 2. Na(CN)BH ₃ , ZnCl ₂ , 0°, 30 min 3. rt, 3.5 h	 R H (80) 4-OMe (88) 2, 4-(OMe) ₂ (95)	113
C ₁₉		$\text{H}-\text{N}(\text{Me})_2$ $\text{H}_2\text{N}-\text{P}(=\text{O})(\text{OEt})-\text{N}(\text{CH}_2\text{CH}_2\text{Cl})_2$	Bu ₄ N(CN)BH ₃	(22)	63
C ₂₃		$\text{H}_2\text{N}-\text{CH}_2-\text{C}_6\text{H}_4-\text{C}(=\text{O})-\text{N}(\text{H})-\text{CH}(\text{CO}_2\text{Me})-\text{CH}_2-\text{SMe}$	NaBH(OAc) ₃ , MS 4 Å, DCE, 0° to rt	(—)	1706

TABLE IG. HETEROAROMATIC ALDEHYDES (Continued)

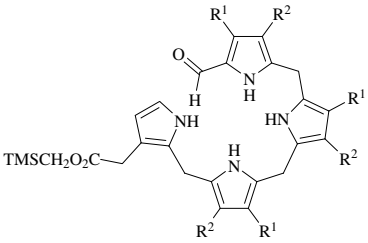
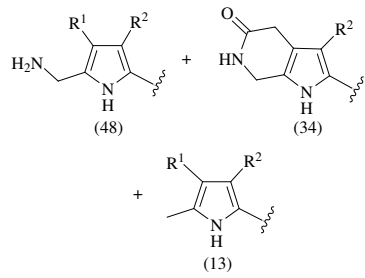
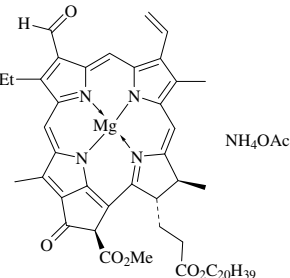
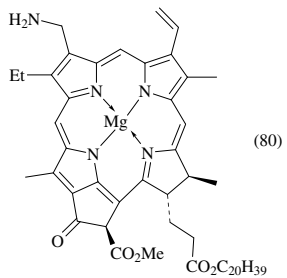
Aldehyde	Amine	Conditions	Product(s) and Yield(s) (%)	Refs.
<p>C₄₈</p>  <p>R¹ = CH₂CO₂Me R² = (CH₂)₂CO₂Me NH₄OAc</p>		<p>Na(CN)BH₃, MS 3 Å, MeOH, CH₂Cl₂, 36 h</p>	 <p>(48) + (34)</p> <p>+ (13)</p>	765
<p>C₅₅</p>  <p>NH₄OAc</p>		<p>Na(CN)BH₃, MS, NaOAc, MeOH, 24-48 h</p>	 <p>(80)</p>	1707

TABLE IH. α,β -UNSATURATED ALDEHYDES


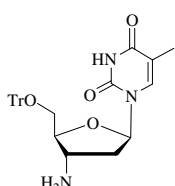
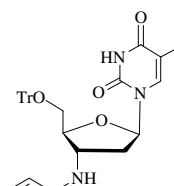
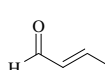

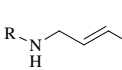
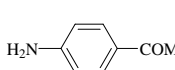
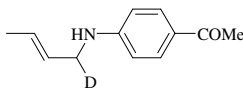
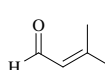
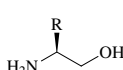
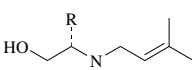
Aldehyde	Amine	Conditions	Product(s) and Yield(s) (%)	Refs.																		
C ₃ 		1. NaOAc•3H ₂ O, HOAc, EtOH, H ₂ O, 0-5°, 5 min 2. NaBH ₄ , 30 min	 (40)	336																		
C ₄ 		NaBH ₄ , THF, H ₂ SO ₄ (1.7 M), -20-25°, 2 h	 <table border="1" data-bbox="1180 872 1371 1125"> <thead> <tr> <th>R</th> <th>Yield (%)</th> </tr> </thead> <tbody> <tr> <td>Ph</td> <td>(64)</td> </tr> <tr> <td>4-FC₆H₄</td> <td>(65)</td> </tr> <tr> <td>2-O₂NC₆H₄</td> <td>(75)</td> </tr> <tr> <td>4-O₂NC₆H₄</td> <td>(62)</td> </tr> <tr> <td>2-MeC₆H₄</td> <td>(76)</td> </tr> <tr> <td>4-MeOCC₆H₄</td> <td>(73)</td> </tr> <tr> <td>2-MeO₂CC₆H₄</td> <td>(78)</td> </tr> <tr> <td>4-EtO₂CC₆H₄</td> <td>(75)</td> </tr> </tbody> </table>	R	Yield (%)	Ph	(64)	4-FC ₆ H ₄	(65)	2-O ₂ NC ₆ H ₄	(75)	4-O ₂ NC ₆ H ₄	(62)	2-MeC ₆ H ₄	(76)	4-MeOCC ₆ H ₄	(73)	2-MeO ₂ CC ₆ H ₄	(78)	4-EtO ₂ CC ₆ H ₄	(75)	159, 160
R	Yield (%)																					
Ph	(64)																					
4-FC ₆ H ₄	(65)																					
2-O ₂ NC ₆ H ₄	(75)																					
4-O ₂ NC ₆ H ₄	(62)																					
2-MeC ₆ H ₄	(76)																					
4-MeOCC ₆ H ₄	(73)																					
2-MeO ₂ CC ₆ H ₄	(78)																					
4-EtO ₂ CC ₆ H ₄	(75)																					
		1. H ₂ SO ₄ , THF:MeOH (3:1), 0°, 5 min 2. NaBD ₄ pellets, 0°, 10 min	 (77)	159																		
C ₅ 		NaBH ₄ , MeOH, 0°, 1 h	 <table border="1" data-bbox="1249 1262 1336 1331"> <thead> <tr> <th>R</th> <th>Yield (%)</th> </tr> </thead> <tbody> <tr> <td>H</td> <td>(43)</td> </tr> <tr> <td>Me</td> <td>(46)</td> </tr> </tbody> </table>	R	Yield (%)	H	(43)	Me	(46)	457												
R	Yield (%)																					
H	(43)																					
Me	(46)																					

TABLE IH. α,β -UNSATURATED ALDEHYDES (Continued)

Aldehyde	Amine	Conditions	Product(s) and Yield(s) (%)	Refs.																																								
		Na(CN)BH ₃ , MeOH, 72 h	 (35)	469																																								
		Na(CN)BH ₃ , MeOH, overnight	 <table border="1"> <thead> <tr> <th>R¹</th> <th>R²</th> <th>R³</th> <th>Yield (%)</th> </tr> </thead> <tbody> <tr> <td>(+) H</td> <td>F</td> <td>H</td> <td>(26)</td> </tr> <tr> <td>(-) H</td> <td>F</td> <td>H</td> <td>(-)</td> </tr> <tr> <td>(+) H</td> <td>OH</td> <td>Cl</td> <td>(25)</td> </tr> <tr> <td>(+) H</td> <td>OH</td> <td>Br</td> <td>(-)</td> </tr> <tr> <td>(+) Br</td> <td>OH</td> <td>H</td> <td>(34)</td> </tr> <tr> <td>(-) Br</td> <td>OH</td> <td>H</td> <td>(-)</td> </tr> <tr> <td>(+) Br</td> <td>OH</td> <td>Br</td> <td>(19)</td> </tr> <tr> <td>(+) I</td> <td>OH</td> <td>H</td> <td>(50)</td> </tr> <tr> <td>(-) I</td> <td>OH</td> <td>H</td> <td>(51)</td> </tr> </tbody> </table>	R ¹	R ²	R ³	Yield (%)	(+) H	F	H	(26)	(-) H	F	H	(-)	(+) H	OH	Cl	(25)	(+) H	OH	Br	(-)	(+) Br	OH	H	(34)	(-) Br	OH	H	(-)	(+) Br	OH	Br	(19)	(+) I	OH	H	(50)	(-) I	OH	H	(51)	763, 1708
R ¹	R ²	R ³	Yield (%)																																									
(+) H	F	H	(26)																																									
(-) H	F	H	(-)																																									
(+) H	OH	Cl	(25)																																									
(+) H	OH	Br	(-)																																									
(+) Br	OH	H	(34)																																									
(-) Br	OH	H	(-)																																									
(+) Br	OH	Br	(19)																																									
(+) I	OH	H	(50)																																									
(-) I	OH	H	(51)																																									
C ₆ 		Na(CN)BH ₃ , MeOH, 5 h	 (35)	54																																								
		NaBH(OAc) ₃ , HOAc, CH ₂ Cl ₂	 <table border="1"> <thead> <tr> <th>R</th> <th>Yield (%)</th> </tr> </thead> <tbody> <tr> <td>Bn</td> <td>(54)</td> </tr> <tr> <td>2,4-(MeO)₂C₆H₃CH₂</td> <td>(73)</td> </tr> </tbody> </table>	R	Yield (%)	Bn	(54)	2,4-(MeO) ₂ C ₆ H ₃ CH ₂	(73)	1562																																		
R	Yield (%)																																											
Bn	(54)																																											
2,4-(MeO) ₂ C ₆ H ₃ CH ₂	(73)																																											
C ₇₋₁₃ 		Na(CN)BH ₃ , HOAc, MeOH, 3 h	 <table border="1"> <thead> <tr> <th>R</th> <th>Yield (%)</th> </tr> </thead> <tbody> <tr> <td>5-nitro-2-furyl</td> <td>(67)</td> </tr> <tr> <td>Ph</td> <td>(27)</td> </tr> <tr> <td>C₆H₄NO₂-4</td> <td>(48)</td> </tr> <tr> <td>C₆H₄NHAc-4</td> <td>(81)</td> </tr> <tr> <td>1-naphthyl</td> <td>(81)</td> </tr> </tbody> </table>	R	Yield (%)	5-nitro-2-furyl	(67)	Ph	(27)	C ₆ H ₄ NO ₂ -4	(48)	C ₆ H ₄ NHAc-4	(81)	1-naphthyl	(81)	514																												
R	Yield (%)																																											
5-nitro-2-furyl	(67)																																											
Ph	(27)																																											
C ₆ H ₄ NO ₂ -4	(48)																																											
C ₆ H ₄ NHAc-4	(81)																																											
1-naphthyl	(81)																																											
C ₉ 		Resin•BH ₃ , HCl•NEt ₃ , EtOH, 1 h	 (95)	223																																								
		1. Silica gel, 30°, 4 h 2. Zn(BH ₄) ₂ , DME, 1 h	 <table border="1"> <thead> <tr> <th>R</th> <th>Yield (%)</th> </tr> </thead> <tbody> <tr> <td>Ph</td> <td>(84)</td> </tr> <tr> <td>c-C₆H₁₁</td> <td>(83)</td> </tr> <tr> <td>Bn</td> <td>(85)</td> </tr> </tbody> </table>	R	Yield (%)	Ph	(84)	c-C ₆ H ₁₁	(83)	Bn	(85)	210																																
R	Yield (%)																																											
Ph	(84)																																											
c-C ₆ H ₁₁	(83)																																											
Bn	(85)																																											
		1. MeOH, 3 h 2. NaBH ₄ , 15 min	 (85)	21																																								
		1. Ti(OPr- <i>i</i>) ₄ , THF 2. NaBH ₄ , 2 h	 (15)	202																																								
		1. BH ₃ •pyridine, EtOH, 4 h 2. Aldehyde, BH ₃ •pyridine	 (45)	299																																								

TABLE IH. α,β -UNSATURATED ALDEHYDES (Continued)

Aldehyde	Amine	Conditions	Product(s) and Yield(s) (%)	Refs.
		MeOH, MS 3 Å, Na(CN)BH ₃ , overnight		794
		Na(CN)BH ₃ , HOAc, MeOH, 3 h		514
		Na(CN)BH ₃ , MeOH		1709
		Na(CN)BH ₃ , MeCN, Na ₃ PO ₄ (0.5 M), HCl (6 N), 2 h		335
		1. Silica gel, 30°, 4 h 2. Zn(BH ₄) ₂ , DME, 1 h		210
		Na(CN)BH ₃ , MeOH, 21 h		1710
		Na(CN)BH ₃ , MS 3 Å, MeOH, overnight		794
		Na(CN)BH ₃ , MS 3 Å, NaOH (8 eq), MeOH, 20 h		499, 677, 678
		Na(CN)BH ₃ , MeOH, 0.5-4 h		499, 677, 678
		NaBH(OAc) ₃ , THF, overnight		1711
		Na(CN)BH ₃ , MeOH		821

TABLE IH. α,β -UNSATURATED ALDEHYDES (Continued)

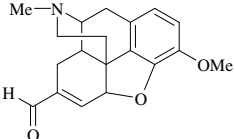
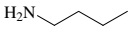
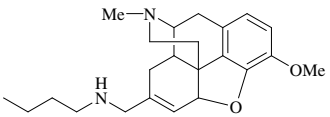
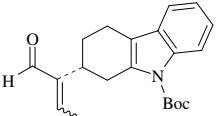
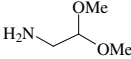
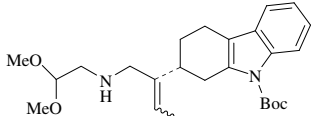
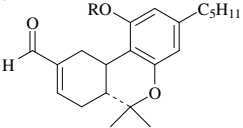
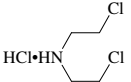
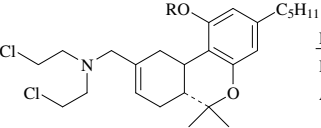
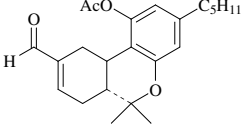

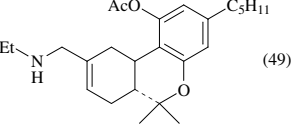
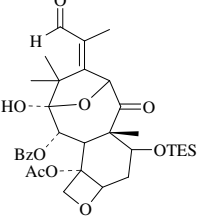

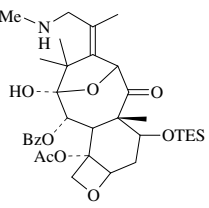
Aldehyde	Amine	Conditions	Product(s) and Yield(s) (%)	Refs.
C ₁₉ 		Na(CN)BH ₃ , HCl (4N) in dioxane, MeOH, 4 d	 (17)	1712
C ₂₁ 		1. Ti(OPr- <i>i</i>) ₄ , toluene 2. NaBH ₄ , MeOH	 (96)	196
C ₂₁₋₂₃ 		Na(CN)BH ₃ , MS 3 Å, MeOH, 4 d	 R H (27) Ac (20)	1713
C ₂₃ 		Na(CN)BH ₃ , MS 3 Å, MeOH, 3 d	 (49)	1713
C ₃₄ 		Na(CN)BH ₃ , Na ₂ SO ₄ , MeOH	 (84)	1714

TABLE II. AMINO ACID AND PEPTIDE DERIVED ALDEHYDES

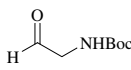
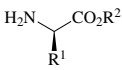
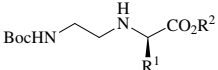

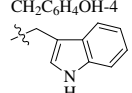




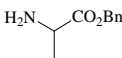
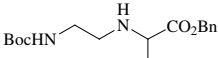
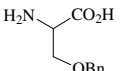
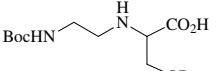
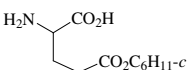
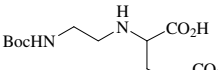
Aldehyde	Amine	Conditions	Product(s) and Yield(s) (%)	Refs.																																	
C_7 		1. MeOH, 0°, 15 min 2. Na(CN)BH ₃ , HOAc, 1 h		1715																																	
			<table border="1"> <thead> <tr> <th>R¹</th> <th>R²</th> <th></th> </tr> </thead> <tbody> <tr> <td>CH(OH)Me</td> <td>allyl</td> <td>(—)</td> </tr> <tr> <td>CH₂CONH₂</td> <td>Bn</td> <td>(—)</td> </tr> <tr> <td><i>i</i>-Pr</td> <td>Bn</td> <td>(—)</td> </tr> <tr> <td>(CH₂)₂CONH₂</td> <td>Bn</td> <td>(—)</td> </tr> <tr> <td><i>i</i>-Bu</td> <td>Bn</td> <td>(—)</td> </tr> <tr> <td>(CH₂)₃NHC(=NH)NH₂</td> <td>allyl</td> <td>(—)</td> </tr> <tr> <td></td> <td>Me</td> <td>(—)</td> </tr> <tr> <td>Bn</td> <td>Bn</td> <td>(—)</td> </tr> <tr> <td>CH₂C₆H₄OH-4</td> <td>Me</td> <td>(49)</td> </tr> <tr> <td></td> <td>Bn</td> <td>(—)</td> </tr> </tbody> </table>	R ¹	R ²		CH(OH)Me	allyl	(—)	CH ₂ CONH ₂	Bn	(—)	<i>i</i> -Pr	Bn	(—)	(CH ₂) ₂ CONH ₂	Bn	(—)	<i>i</i> -Bu	Bn	(—)	(CH ₂) ₃ NHC(=NH)NH ₂	allyl	(—)		Me	(—)	Bn	Bn	(—)	CH ₂ C ₆ H ₄ OH-4	Me	(49)		Bn	(—)	
			R ¹	R ²																																	
			CH(OH)Me	allyl	(—)																																
			CH ₂ CONH ₂	Bn	(—)																																
			<i>i</i> -Pr	Bn	(—)																																
			(CH ₂) ₂ CONH ₂	Bn	(—)																																
			<i>i</i> -Bu	Bn	(—)																																
			(CH ₂) ₃ NHC(=NH)NH ₂	allyl	(—)																																
				Me	(—)																																
Bn	Bn	(—)																																			
CH ₂ C ₆ H ₄ OH-4	Me	(49)																																			
	Bn	(—)																																			
		Na(CN)BH ₃ , HOAc		(—) 1716																																	
		Na(CN)BH ₃ , MeOH, 18 h		(29) 697																																	
		Na(CN)BH ₃ , HOAc, MS 3 Å, MeOH		(35) 1717																																	

TABLE II. AMINO ACID AND PEPTIDE DERIVED ALDEHYDES (Continued)

Aldehyde	Amine	Conditions	Product(s) and Yield(s) (%)	Refs.																									
		1. MeOH, HOAc (10%), HCl, 30 min 2. Na(CN)BH3, 30 min 3. 30 min	 (CH2)2SMe (74) Bu (54)	1718																									
		1. Na(CN)BH3, HOAc (1%), MeOH, 45 min 2. Overnight	(76)	1719																									
		1. MeOH, 0°, 30 min 2. Na(CN)BH3, HOAc, 30 min	<table border="1"> <thead> <tr> <th>R¹</th> <th>R²</th> <th></th> </tr> </thead> <tbody> <tr> <td>L <i>s</i>-Bu</td> <td>Bn</td> <td>(—)</td> </tr> <tr> <td>L CH₂OBn</td> <td>allyl</td> <td>(91)</td> </tr> <tr> <td>D CH₂OBn</td> <td>allyl</td> <td>(—)</td> </tr> <tr> <td>L CH₂CO₂C₆H₁₁-<i>c</i></td> <td>Bn</td> <td>(—)</td> </tr> <tr> <td>D (CH₂)₂CO₂Bn</td> <td>allyl</td> <td>(—)</td> </tr> <tr> <td>L (CH₂)₄NHCbzCl-2</td> <td>allyl</td> <td>(—)</td> </tr> <tr> <td>D (CH₂)₄NHCbzCl-2</td> <td>allyl</td> <td>(—)</td> </tr> </tbody> </table>	R ¹	R ²		L <i>s</i> -Bu	Bn	(—)	L CH ₂ OBn	allyl	(91)	D CH ₂ OBn	allyl	(—)	L CH ₂ CO ₂ C ₆ H ₁₁ - <i>c</i>	Bn	(—)	D (CH ₂) ₂ CO ₂ Bn	allyl	(—)	L (CH ₂) ₄ NHCbzCl-2	allyl	(—)	D (CH ₂) ₄ NHCbzCl-2	allyl	(—)	1720	
R ¹	R ²																												
L <i>s</i> -Bu	Bn	(—)																											
L CH ₂ OBn	allyl	(91)																											
D CH ₂ OBn	allyl	(—)																											
L CH ₂ CO ₂ C ₆ H ₁₁ - <i>c</i>	Bn	(—)																											
D (CH ₂) ₂ CO ₂ Bn	allyl	(—)																											
L (CH ₂) ₄ NHCbzCl-2	allyl	(—)																											
D (CH ₂) ₄ NHCbzCl-2	allyl	(—)																											
		1. MS, NEt ₃ , rt, 1 h 2. Na(CN)BH ₃ , 0° to rt, 12 h	(78)	1393																									
		Na(CN)BH ₃ , MeOH, 12 h	(78)	1721																									
		1. MS 4 Å, NEt ₃ , HOAc, pH 6.5, MeOH, 2-3 h 2. Na(CN)BH ₃ (1 M) in THF, 16-20 h	<table border="1"> <thead> <tr> <th>R</th> <th></th> </tr> </thead> <tbody> <tr> <td>5-tetrazolyl</td> <td>(54)</td> </tr> <tr> <td>CO₂Bu-<i>t</i></td> <td>(—)</td> </tr> </tbody> </table>	R		5-tetrazolyl	(54)	CO ₂ Bu- <i>t</i>	(—)	1025																			
R																													
5-tetrazolyl	(54)																												
CO ₂ Bu- <i>t</i>	(—)																												
		Na(CN)BH ₃ , ZnCl ₂ , MeOH, overnight	<table border="1"> <thead> <tr> <th>R¹</th> <th>R²</th> <th>R³</th> <th>R⁴</th> <th></th> </tr> </thead> <tbody> <tr> <td>Me</td> <td>H</td> <td>Alloc</td> <td>TCE</td> <td>(59)</td> </tr> <tr> <td>—(CH₂)₂—</td> <td>Boc</td> <td>Me</td> <td>Me</td> <td>(69)</td> </tr> <tr> <td>Me</td> <td>Me</td> <td>Boc</td> <td>Me</td> <td>(73)</td> </tr> <tr> <td>Me</td> <td>Me</td> <td>Fmoc</td> <td>Me</td> <td>(80)</td> </tr> </tbody> </table>	R ¹	R ²	R ³	R ⁴		Me	H	Alloc	TCE	(59)	—(CH ₂) ₂ —	Boc	Me	Me	(69)	Me	Me	Boc	Me	(73)	Me	Me	Fmoc	Me	(80)	117
R ¹	R ²	R ³	R ⁴																										
Me	H	Alloc	TCE	(59)																									
—(CH ₂) ₂ —	Boc	Me	Me	(69)																									
Me	Me	Boc	Me	(73)																									
Me	Me	Fmoc	Me	(80)																									
		1. NaHCO ₃ , MeOH, reflux, 2 h 2. NaBH ₄ , 5° 3. rt, 2 h	(75)	602																									
		1. Na(CN)BH ₃ , MeOH, HOAc (1%), TFA, 30 min 2. 1 h	(79)	1718																									
		1. MS, HOAc, dry MeOH, 0° 2. Na(CN)BH ₃ , 10 min 3. 30 min	(46-50) L or D	797																									

TABLE II. AMINO ACID AND PEPTIDE DERIVED ALDEHYDES (Continued)

Aldehyde	Amine	Conditions	Product(s) and Yield(s) (%)	Refs.																
	HCl•H ₂ N-CH ₂ -CO ₂ Me	Na(CN)BH ₃ , dry MeOH, 3 h	(84)	1722																
		1. MeOH, HOAc (1%) 2. Na(CN)BH ₃ , 10 min 3. 30 min		(61) 1723																
	TFA•H ₂ N-CH(OH)-CH=CH ₂	1. Na(CN)BH ₃ , MeOH, 0°, 3 h 2. 25°, 14 h	(—)	1384, 1724																
C ₈₋₁₁ 	H ₂ N-CH(R ₂)-CO ₂ R ³	1. Na(CN)BH ₃ , MS, HOAc, dry MeOH, 0°, 10 min 2. 30 min	(46-51)	797																
			<table border="1"> <thead> <tr> <th></th> <th>R¹</th> <th>R²</th> <th>R³</th> </tr> </thead> <tbody> <tr> <td>D</td> <td>Me</td> <td>Me</td> <td>Me</td> </tr> <tr> <td>L</td> <td>Me</td> <td>Me</td> <td>Me</td> </tr> <tr> <td>L</td> <td><i>i</i>-Bu</td> <td><i>i</i>-Pr</td> <td>Bn</td> </tr> </tbody> </table>		R ¹	R ²	R ³	D	Me	Me	Me	L	Me	Me	Me	L	<i>i</i> -Bu	<i>i</i> -Pr	Bn	
	R ¹	R ²	R ³																	
D	Me	Me	Me																	
L	Me	Me	Me																	
L	<i>i</i> -Bu	<i>i</i> -Pr	Bn																	
C ₉ 		1. MS 3 Å, MeOH 2. Na(CN)BH ₃ , THF		(—) 1406																
C ₁₀ 	H ₂ N-CH(CH2Ph)-CO ₂ Me	1. MeOH, 5 min 2. Na(CN)BH ₃ , reflux, overnight	(40)	121																
		1. Na(CN)BH ₃ , MeOH:HOAc (99:1), 45 min 2. 2 h		(68) 1725																
	H ₂ N-CH(CH2R)-CO ₂ Me	1. Na(CN)BH ₃ , MS, HOAc, dry MeOH, 0°, 10 min 2. 30 min		<table border="1"> <thead> <tr> <th></th> <th>R</th> </tr> </thead> <tbody> <tr> <td>D</td> <td><i>i</i>-Bu</td> </tr> <tr> <td>L</td> <td><i>i</i>-Bu</td> </tr> <tr> <td>D</td> <td>Bn</td> </tr> <tr> <td>L</td> <td>Bn</td> </tr> </tbody> </table>		R	D	<i>i</i> -Bu	L	<i>i</i> -Bu	D	Bn	L	Bn	(46-51) 797					
	R																			
D	<i>i</i> -Bu																			
L	<i>i</i> -Bu																			
D	Bn																			
L	Bn																			
	H ₂ N-CH(CH2Ph)-CO ₂ Me	1. Na(CN)BH ₃ , MS, dry MeOH, 0° 2. 25°, overnight		L (69) D (—) 1726																
	HCl•H ₂ N-CH(CH2Ph)-CH2-CO-NH-CH(CH2Ph)-CHO	1. MS 3 Å, MeOH (abs), 1 h 2. Na(CN)BH ₃ , 0°		(49) 1727																
	HCl•H ₂ N-CH2-CO-NH-CH(CH2Pr-i)-CHO	1. MS 3 Å, MeOH (abs), 1 h 2. Na(CN)BH ₃ , 0°		(66) 1727																
		Na(CN)BH ₃ , EtOH (abs), 16 h, 25°		(16) 1728																
	H ₂ N-CH(CH2SMe)-CO ₂ Bu- <i>t</i>	1. MeOH, HOAc (1%) 2. Na(CN)BH ₃ , 30 min 3. 30 min		(44) 1729																

TABLE II. AMINO ACID AND PEPTIDE DERIVED ALDEHYDES (Continued)

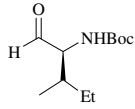
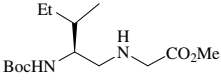
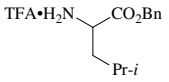
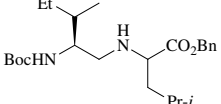
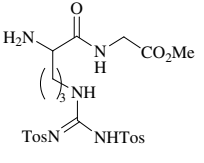
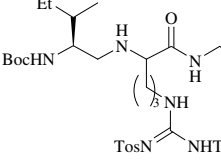
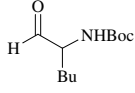
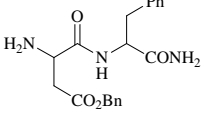
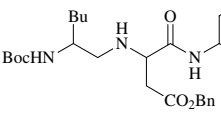
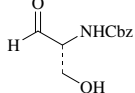
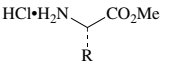
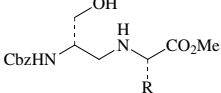
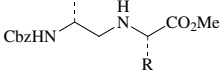
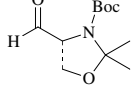
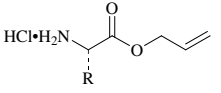
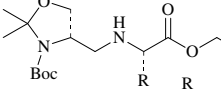

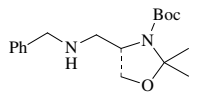
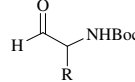
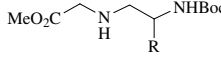
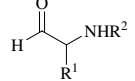
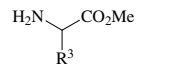
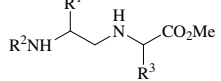
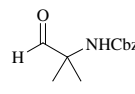
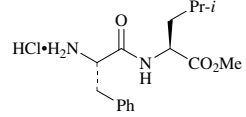
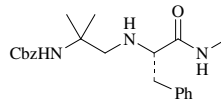
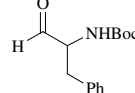
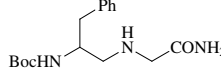
Aldehyde	Amine	Conditions	Product(s) and Yield(s) (%)	Refs.																																	
C_{11} 	$HCl \cdot H_2N-CH_2-CO_2Me$	$NaBH(OAc)_3$, MS 3 Å, NEt_3 , pH 6, DCE, DMF, 18 h	 (54)	279																																	
	$TFA \cdot H_2N-CH_2-CO_2Bn$ 	1. $Na(CN)BH_3$, 45 min 2. 2.5 h	 (62)	1725																																	
		$Na(CN)BH_3$, HOAc, MS 3 Å, MeOH	 (65)	1717																																	
		1. MeOH, HOAc (1%) 2. $Na(CN)BH_3$, 30 min 3. 30 min	 (78)	1729																																	
	$HCl \cdot H_2N-CH_2-CO_2Me$ 	$Na(CN)BH_3$, MeOH, 48 h	 (54)  (50)	1730																																	
	$HCl \cdot H_2N-CH_2-CO_2Me$ 	$Na(CN)BH_3$, MeOH, 1 h	 (86)  (94)	1731																																	
	H_2N-CH_2-Ph	$Na(CN)BH_3$, HCl, MeOH, 16 h	 (87)	1509																																	
C_{11-16} 	$H_2N-CH_2-CO_2Me$	$Na(CN)BH_3$, HOAc, MeOH, 2 h	 (---)	1732																																	
	R = CH_2Pr-i , Ph, 4-HOC ₆ H ₄ , CH(Me)Bn																																				
C_{11-30} 		1. MeOH, MS 4 Å, 10 min 2. $Na(CN)BH_3$, ZnCl ₂ , 1-2 h	 (81)	1733																																	
	<table border="1"> <thead> <tr> <th>R¹</th> <th>R²</th> <th>R³</th> </tr> </thead> <tbody> <tr> <td><i>i</i>-Bu</td> <td>Boc</td> <td>Bn</td> </tr> <tr> <td><i>i</i>-Bu</td> <td>Boc</td> <td>CH₂(3-indolyl)</td> </tr> <tr> <td><i>i</i>-Bu</td> <td>Cbz</td> <td>Bn</td> </tr> <tr> <td><i>i</i>-Bu</td> <td>Cbz</td> <td>CH₂(3-indolyl)</td> </tr> <tr> <td>Bn</td> <td>Cbz</td> <td><i>i</i>-Bu</td> </tr> <tr> <td>CH₂-3-indolyl</td> <td>Cbz</td> <td><i>i</i>-Bu</td> </tr> <tr> <td>CH₂-3-indolyl</td> <td>Cbz</td> <td>(CH₂)₄NHCbz</td> </tr> <tr> <td>CH₂-3-indolyl</td> <td>Cbz</td> <td>(CH₂)₄NH(C=N(Cbz)N(Cbz)₂)</td> </tr> <tr> <td>(CH₂)₄NHCbz</td> <td>Cbz</td> <td>CH₂(3-indolyl)</td> </tr> <tr> <td>(CH₂)₄N(=NCbz)N(Cbz)₂</td> <td>Cbz</td> <td>CH₂(3-indolyl)</td> </tr> </tbody> </table>	R ¹	R ²	R ³	<i>i</i> -Bu	Boc	Bn	<i>i</i> -Bu	Boc	CH ₂ (3-indolyl)	<i>i</i> -Bu	Cbz	Bn	<i>i</i> -Bu	Cbz	CH ₂ (3-indolyl)	Bn	Cbz	<i>i</i> -Bu	CH ₂ -3-indolyl	Cbz	<i>i</i> -Bu	CH ₂ -3-indolyl	Cbz	(CH ₂) ₄ NHCbz	CH ₂ -3-indolyl	Cbz	(CH ₂) ₄ NH(C=N(Cbz)N(Cbz) ₂)	(CH ₂) ₄ NHCbz	Cbz	CH ₂ (3-indolyl)	(CH ₂) ₄ N(=NCbz)N(Cbz) ₂	Cbz	CH ₂ (3-indolyl)			
R ¹	R ²	R ³																																			
<i>i</i> -Bu	Boc	Bn																																			
<i>i</i> -Bu	Boc	CH ₂ (3-indolyl)																																			
<i>i</i> -Bu	Cbz	Bn																																			
<i>i</i> -Bu	Cbz	CH ₂ (3-indolyl)																																			
Bn	Cbz	<i>i</i> -Bu																																			
CH ₂ -3-indolyl	Cbz	<i>i</i> -Bu																																			
CH ₂ -3-indolyl	Cbz	(CH ₂) ₄ NHCbz																																			
CH ₂ -3-indolyl	Cbz	(CH ₂) ₄ NH(C=N(Cbz)N(Cbz) ₂)																																			
(CH ₂) ₄ NHCbz	Cbz	CH ₂ (3-indolyl)																																			
(CH ₂) ₄ N(=NCbz)N(Cbz) ₂	Cbz	CH ₂ (3-indolyl)																																			
C_{12} 	$HCl \cdot H_2N-CH_2-CO_2Me$ 	$NaBH(OAc)_3$, THF, overnight	 (81)	1711																																	
C_{14} 	$HCl \cdot H_2N-CH_2-CONH_2$	1. $Na(CN)BH_3$, MeOH, HOAc (1%), 10 min 2. 30 min	 (48)	1723																																	

TABLE II. AMINO ACID AND PEPTIDE DERIVED ALDEHYDES (Continued)

Aldehyde	Amine	Conditions	Product(s) and Yield(s) (%)	Refs.												
		Na(CN)BH ₃ , MS 3 Å, MeOH	(95)	881												
		Na(CN)BH ₃ , MeOH	(76)	1734												
		1. Na(CN)BH ₃ , MS, HOAc, dry MeOH, 0°, 10 min 2. 30 min	D or L (46-51)	797												
		Na(CN)BH ₃ , HOAc (1%), MeOH	(59)	1719												
		Na(CN)BH ₃ , MeOH, 5° to rt, 16 h	(68)	1735												
		1. HOAc, MeCN, 20 min 2. Na(CN)BH ₃ , 0°, 30 min	(—)	1736												
		1. MeOH:HOAc (99:1) 2. Na(CN)BH ₃ , 45 min 3. 1 h	(—)	1737												
		1. MeOH:HOAc (99:1) 2. Na(CN)BH ₃ , 30 min 3. 3 h	(60)	1738												
		1. DCE, 0° 2. NaBH(OAc) ₃ , HOAc, 25°, 24 h	(76)	1739												
		Na(CN)BH ₃ , MeOH, 2.5 h	(51)	1335												
		1. EtOH, 15 min 2. HOAc, 10 min 3. Na(CN)BH ₃ , 70 min	(31) 3:1 mixture of diastereomers	1736												
		1. MeOH:HOAc (99:1) 2. Na(CN)BH ₃ , 45 min 3. 1 h	(68)	1740												
		1. MeOH, HOAc (1%) 2. Na(CN)BH ₃ , 30-45 min 3. 30 min	(16), (65), (—)	1729, 1738												
			<table border="1"> <thead> <tr> <th>R¹</th> <th>R²</th> <th></th> </tr> </thead> <tbody> <tr> <td>CH₂CH₂SMe</td> <td>H</td> <td>(16)</td> </tr> <tr> <td><i>i</i>-Bu</td> <td>Bn</td> <td>(65)</td> </tr> <tr> <td>CH₂Bu-<i>i</i></td> <td>Bn</td> <td>(—)</td> </tr> </tbody> </table>	R ¹	R ²		CH ₂ CH ₂ SMe	H	(16)	<i>i</i> -Bu	Bn	(65)	CH ₂ Bu- <i>i</i>	Bn	(—)	
R ¹	R ²															
CH ₂ CH ₂ SMe	H	(16)														
<i>i</i> -Bu	Bn	(65)														
CH ₂ Bu- <i>i</i>	Bn	(—)														

TABLE II. AMINO ACID AND PEPTIDE DERIVED ALDEHYDES (Continued)

Aldehyde	Amine	Conditions	Product(s) and Yield(%)	Refs.									
		1. Na(CN)BH ₃ , MeOH, 0°, 3 h 2. 25°, 4 h		(64) 1724									
		Na(CN)BH ₃ , HOAc, MS 3 Å, MeOH		(39) 1717									
C ₁₇ 		1. TEA, MS 4 Å, MeOH, 15 min 2. Na(CN)BH ₃ , ZnCl ₂ , 2 h		(88) 114									
		Na(CN)BH ₃ , MeOH: HOAc (99:1), 25°		349									
			<table border="1"> <thead> <tr> <th>R</th> <th>I</th> <th>II</th> </tr> </thead> <tbody> <tr> <td>H</td> <td>(55)</td> <td>(0)</td> </tr> <tr> <td>Me</td> <td>(0)</td> <td>(—)</td> </tr> </tbody> </table>	R	I	II	H	(55)	(0)	Me	(0)	(—)	
R	I	II											
H	(55)	(0)											
Me	(0)	(—)											
C ₁₈ 		NaBH(OAc) ₃ , HOAc, CH ₂ Cl ₂ , overnight		(53) 117									
C ₁₉ 		NaBH(OAc) ₃ , HOAc, DCE		(73) 1741									
		Na(CN)BH ₃ , HOAc, MS 3 Å, MeOH		1717									
			<table border="1"> <thead> <tr> <th>R¹</th> <th>R²</th> </tr> </thead> <tbody> <tr> <td>H</td> <td>Me</td> <td>(52)</td> </tr> <tr> <td>Me</td> <td>Bn</td> <td>(43)</td> </tr> </tbody> </table>	R ¹	R ²	H	Me	(52)	Me	Bn	(43)		
R ¹	R ²												
H	Me	(52)											
Me	Bn	(43)											
		1. Na(CN)BH ₃ , 45 min 2. 2 h		(88) 1725									
		1. Na(CN)BH ₃ , MeOH:HOAc (99:1), 45 min 2. 2 h		(35) 1725									
C ₂₁ 		1. Na(CN)BH ₃ , MeOH, HOAc (1%), 10 min 2. 30 min		(65) 1723									
		1. Na(CN)BH ₃ , 45 min 2. 2.5 h		(60) 1725									

TABLE II. AMINO ACID AND PEPTIDE DERIVED ALDEHYDES (Continued)

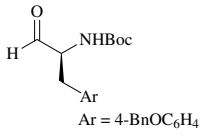

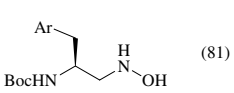
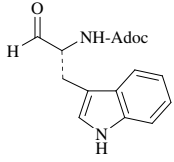
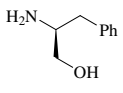
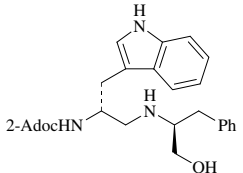
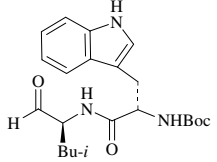
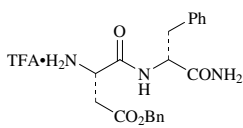
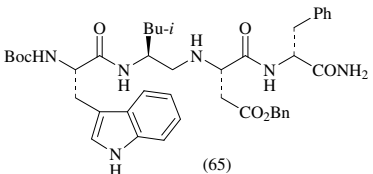
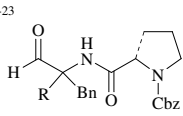
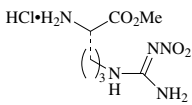
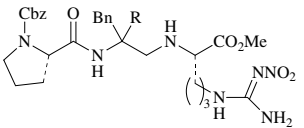
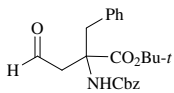
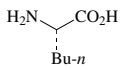
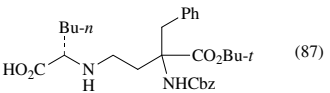
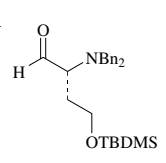

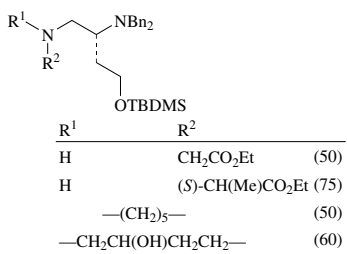
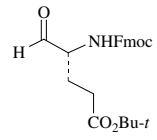
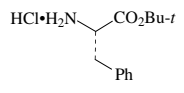
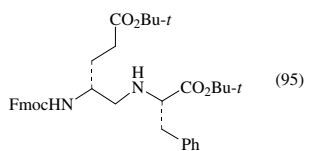
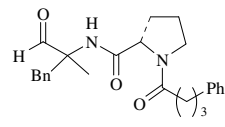
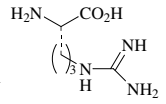
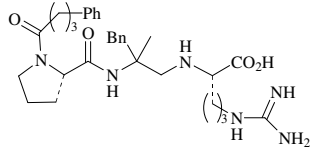
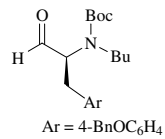
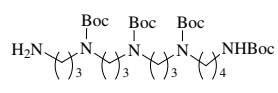
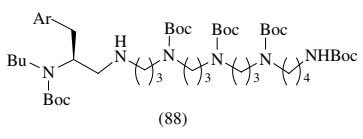
Aldehyde	Amine	Conditions	Product(s) and Yield(s) (%)	Refs.
 <p>C₂₂</p>		1. MeOH, THF, TEA, (pH 5), 30 min 2. Na(CN)BH ₃ , HCl/Et ₂ O, methyl orange, pH 3, 1.5 h	 <p>(81)</p>	512
		1. MeOH:HOAc (99:1) 2. Na(CN)BH ₃ , 15 min 3. 2 h	 <p>(32)</p>	1742
		1. MeOH:HOAc (99:1) 2. Na(CN)BH ₃ , 45 min 3. 45 min	 <p>(65)</p>	1738
 <p>C₂₂₋₂₃</p>		Na(CN)BH ₃ , MeOH (abs), 24 h	 <p>R (45) Me (64)</p>	1743
 <p>C₂₃</p>		1. MS 4 Å, THF, 30 min 2. Na(CN)BH ₃ , HOAc, overnight	 <p>(87)</p>	1079
 <p>C₂₄</p>		Na(CN)BH ₃ , MeOH, 1 h	 <p>R¹ R² H CH₂CO₂Et (50) H (S)-CH(Me)CO₂Et (75) -(CH₂)₅- (56) -CH₂CH(OH)CH₂CH₂- (60)</p>	1574
		NaBH(OAc) ₃ , DMF, 30 min	 <p>(95)</p>	441
 <p>C₂₅</p>		Na(CN)BH ₃ , <i>i</i> -PrOH	 <p>(7)</p>	1743
 <p>Ar = 4-BnOC₆H₄</p>		1. Na ₂ SO ₄ , EtOH, 24 h 2. NaBH ₄ , overnight	 <p>(88)</p>	74

TABLE II. AMINO ACID AND PEPTIDE DERIVED ALDEHYDES (Continued)

Aldehyde	Amine	Conditions	Product(s) and Yield(s) (%)	Refs.
<p>C₂₇</p>		Na(CN)BH ₃ , HOAc, MS 3 Å, MeOH	 R ¹ R ² Me Bn (71) H Glu(OC ₆ H ₁₁ - <i>c</i>)Arg (Tos) ₂ Ala(OBn) (3)	1717
		NaBH(OAc) ₃ , DCE, pH 6, 0-20°	 (67)	1744
	 Ar = 1-naphthyl	Na(CN)BH ₃ , HOAc, MS 3 Å, MeOH	 (53)	279
<p>C₂₈</p> Ar = 4- <i>t</i> -BuOC ₆ H ₄		Na(CN)BH ₃ , MeOH: HOAc (99:1), 25°	 (35) + (Fmoc-N(H)-CH(Ar)-CH ₂) ₂ -N-CH ₂ -CO ₂ H (6)	349

TABLE II. ACETALS AND HEMIACETALS

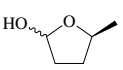
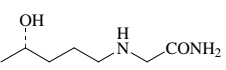
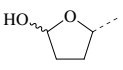
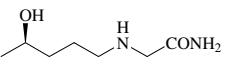
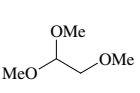
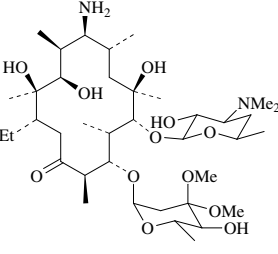
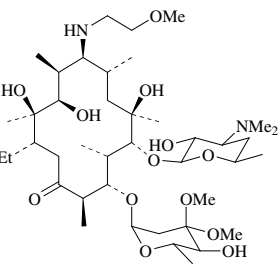
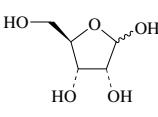
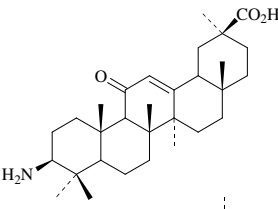
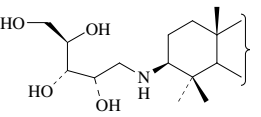
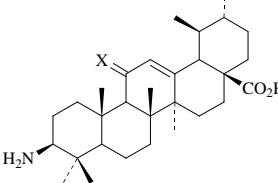
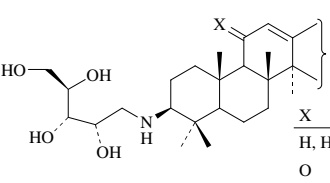
Acetal or Hemiacetal	Amine	Conditions	Product(s) and Yield(s) (%)	Refs.
C ₅ 	HCl•H ₂ N-CH ₂ -CONH ₂	1. Na(CN)BH ₃ , MeOH, H ₂ O, 3 h 2. 20 h	 (60)	1043
	HCl•H ₂ N-CH ₂ -CONH ₂	1. Na(CN)BH ₃ , MeOH, H ₂ O, 3 h 2. 20 h	 (56)	1043
		1. HCl (1 N), 4 h, MeCN 2. HCl (6 N), 10 min 3. Na(CN)BH ₃ , 1 h	 (34)	335
		Na(CN)BH ₃ , THF	 (75)	405
		Na(CN)BH ₃ , THF	 X H, H (70) O (60)	405

TABLE II. ACETALS AND HEMIACETALS (Continued)

Acetal or Hemiacetal	Amine	Conditions	Product(s) and Yield(s) (%)	Refs.																				
	$\text{H}_2\text{N}-\text{CH}_2-\text{Ph}$	NaBH_4 , MeOH, 1 h		1745																				
			<table border="1"> <thead> <tr> <th>R¹</th> <th>R²</th> <th>R³</th> <th>R⁴</th> <th></th> </tr> </thead> <tbody> <tr> <td>H</td> <td>OH</td> <td>H</td> <td>OH</td> <td>(50)</td> </tr> <tr> <td>OH</td> <td>H</td> <td>OH</td> <td>H</td> <td>(83)</td> </tr> <tr> <td>H</td> <td>OH</td> <td>OH</td> <td>H</td> <td>(65)</td> </tr> </tbody> </table>	R ¹	R ²	R ³	R ⁴		H	OH	H	OH	(50)	OH	H	OH	H	(83)	H	OH	OH	H	(65)	
R ¹	R ²	R ³	R ⁴																					
H	OH	H	OH	(50)																				
OH	H	OH	H	(83)																				
H	OH	OH	H	(65)																				
C ₅₋₇ 		<ol style="list-style-type: none"> <i>p</i>-TsOH, MeCN (6%), 8 h H_2NBn, $\text{Na}(\text{CN})\text{BH}_3$, 30 min HCl, pH 4, H_2O $\text{Na}(\text{CN})\text{BH}_3$, 72 h 		<table border="1"> <thead> <tr> <th>R</th> <th></th> </tr> </thead> <tbody> <tr> <td>Me</td> <td>(65)</td> </tr> <tr> <td>$\text{CH}_2\text{CH}_2\text{OMe}$</td> <td>(71)</td> </tr> </tbody> </table>	R		Me	(65)	$\text{CH}_2\text{CH}_2\text{OMe}$	(71)	1746													
R																								
Me	(65)																							
$\text{CH}_2\text{CH}_2\text{OMe}$	(71)																							
C ₆ 	NH_4OAc	$\text{Na}(\text{CN})\text{BH}_3$, MeOH, 40 h		(83)	1747																			
		$\text{Na}(\text{CN})\text{BH}_3$, H_2O , pH 7.0, 100°, 16 h		(52-58)	517																			
	R = Me, CH(OH)Me, CHMe ₂ , CH ₂ CHMe ₂																							
		$\text{Na}(\text{CN})\text{BH}_3$, 95°, DMF:HOAc (9:1), 3 h		(84)	471																			
	"	$\text{Na}(\text{CN})\text{BH}_3$, HOAc, MeOH, 37°	"	(—)	351																			
		KBT ₄ , pH 7.9		(—)	233																			
		<ol style="list-style-type: none"> HOAc, 90°, 1 h $\text{BH}_3 \cdot \text{HNMe}_2$ in HOAc, rt 80°, 1 h 		(93)	320																			
		$\text{Na}(\text{CN})\text{BH}_3$, 100°, pH 7.0, H_2O , 4 h		<table border="1"> <thead> <tr> <th>R</th> <th></th> </tr> </thead> <tbody> <tr> <td>Boc</td> <td>(45)</td> </tr> <tr> <td>Cbz</td> <td>(43)</td> </tr> </tbody> </table>	R		Boc	(45)	Cbz	(43)	517													
R																								
Boc	(45)																							
Cbz	(43)																							
		$\text{Na}(\text{CN})\text{BH}_3$, sodium phosphate (0.2 M), pH 8, 17 d	 	(—)	516																			

TABLE II. ACETALS AND HEMIACETALS (Continued)

Acetal or Hemiacetal	Amine	Conditions	Product(s) and Yield(s) (%)	Refs.	
		Na(CN)BH ₃ , THF		$\frac{X}{\text{H, H (70)}}$ O (60)	405
		Na(CN)BH ₃ , THF		$\frac{R}{\text{H (65)}}$ Me (—)	405
		1. HOAc•pyridine (1:40), 90°, 3 h 2. BH ₃ •HNMe ₂ in HOAc, rt 3. 80°, 1 h		$\frac{R}{\alpha\text{-OH (93)}}$ $\beta\text{-OH (92)}$	320
		Na(CN)BH ₃ , H ₂ O, pH 7.0, 100°, 16 h		(52-58)	517
	R = Me, CH(OH)Me, CHMe ₂ , CH ₂ CHMe ₂				
		KBT ₄ , pH 7.9		(—)	233
		Na(CN)BH ₃ , 100°, pH 7.0, H ₂ O, 4 h		$\frac{R}{\text{Boc (47)}}$ Cbz (41)	517
		KBT ₄ , pH 7.9		(—)	233
		NaBH ₄ , MeOH, 1 h		$\frac{R^1 \quad R^2 \quad R^3 \quad R^4}{\text{H \quad OH \quad H \quad OH (66)}}$ $\text{H \quad OH \quad OH \quad H (76)}$ $\text{OH \quad H \quad H \quad OH (66)}$	1745
		Na(CN)BH ₃ , H ₂ O, pH 9.0, 9 d		(78)	720
		1. H ₂ O, 35°, 30 min 2. NaBH ₄ , HOAc, 0°-15°, 30 min		(43)	1745

TABLE II. ACETALS AND HEMIACETALS (Continued)

Acetal or Hemiacetal	Amine	Conditions	Product(s) and Yield(s) (%)	Refs.
		NaBH ₄ , MeOH, 1 h	 (43)	1745
C ₈ 	NH ₄ HCO ₃	Na(CN)BH ₃ , H ₂ O, 30°, 5-6 d	 α-NHAc (50) β-NHAc (50)	1748
		Na(CN)BH ₃ , DMF, HOAc, 95°, 3 h	 (30)	471
C ₉ 	TFA·H ₂ N-	Na(CN)BH ₃ , MeOH, KOH (1 N)	 (72)	1749
		Na(CN)BH ₃ , MeOH	 (90)	676, 1384
		Na(CN)BH ₃	 (—)	808, 860, 1384
C ₁₁ 	NH ₄ OAc	BH ₃ ·pyridine, MeOH, 37°, 2 d	 (56)	1750
	NH ₄ OAc	Na(CN)BH ₃ , pH 6, overnight	 (—)	431
C ₁₂ 	NH ₄ OAc	Na(CN)BH ₃ , pH 6.5	 (—)	430
	NH ₄ HCO ₃	Na(CN)BH ₃ , H ₂ O, HOAc, 2 h	 (78)	351
	NH ₄ OAc	Na(CN)BH ₃ , H ₂ O, reflux, HOAc, 4-5 h	" (55)	716
		BH ₃ ·pyridine, 55°, MeOH, H ₂ O		705
		Mol-eq		
		Time		
		lactose		
		36 h	0.02	R H (44) (49)
		18 h	0.10	H (8) (89)
		36 h	0.10	Bn (80) (21)

TABLE II. ACETALS AND HEMIACETALS (Continued)

Acetal or Hemiacetal	Amine	Conditions	Product(s) and Yield(s) (%)	Refs.										
		Na(CN)BH ₃ , MeOH, EtCO ₂ H		1751 <table border="0"> <tr><td colspan="2">R</td></tr> <tr><td><i>n</i>-Pr</td><td>(66)</td></tr> <tr><td><i>n</i>-C₇H₁₅</td><td>(90)</td></tr> <tr><td>(CH₂)₁₀CO₂H</td><td>(58)</td></tr> <tr><td><i>n</i>-C₁₂H₂₅</td><td>(100)</td></tr> </table>	R		<i>n</i> -Pr	(66)	<i>n</i> -C ₇ H ₁₅	(90)	(CH ₂) ₁₀ CO ₂ H	(58)	<i>n</i> -C ₁₂ H ₂₅	(100)
R														
<i>n</i> -Pr	(66)													
<i>n</i> -C ₇ H ₁₅	(90)													
(CH ₂) ₁₀ CO ₂ H	(58)													
<i>n</i> -C ₁₂ H ₂₅	(100)													
		Na(CN)BH ₃ , HOAc, DMF, 95°, 3 h		(45) 471										
		1. HOAc, 90°, 1 h 2. BH ₃ •HNMe ₂ in HOAc, rt 3. 80°, 1 h		(91) 320										
		1. HOAc•pyridine (1:40), 90°, 1 h 2. BH ₃ •HNMe ₂ in HOAc, rt 3. 80°, 1 h		(84) 320										
		Na(CN)BH ₃ , MeOH, HOAc, reflux, 18 h		1752 <table border="0"> <tr><td colspan="2">R</td></tr> <tr><td>1-naphthyl</td><td>(83)</td></tr> <tr><td>C₆H₄COC₆H₅-4</td><td>(78)</td></tr> </table>	R		1-naphthyl	(83)	C ₆ H ₄ COC ₆ H ₅ -4	(78)				
R														
1-naphthyl	(83)													
C ₆ H ₄ COC ₆ H ₅ -4	(78)													
	NH ₄ HCO ₃	Na(CN)BH ₃ , H ₂ O, 40°, 2 d		(53) 1753										
		Na(CN)BH ₃ , MeOH, HOAc, reflux, 18 h		(76) 1752										
	NH ₄ OAc	Na(CN)BH ₃ , MeOH, 40 h		(75) 1747										
		1. ZnCl ₂ , THF, 1 h 2. Zn(BH ₄) ₂ , 8 h		206 <table border="0"> <tr><td>R¹</td><td>R²</td></tr> <tr><td>Et</td><td>Et (80)</td></tr> <tr><td>-(CH₂)₂O(CH₂)₂-</td><td>(75)</td></tr> <tr><td>-(CH₂)₂NMe(CH₂)₂-</td><td>(75)</td></tr> </table>	R ¹	R ²	Et	Et (80)	-(CH ₂) ₂ O(CH ₂) ₂ -	(75)	-(CH ₂) ₂ NMe(CH ₂) ₂ -	(75)		
R ¹	R ²													
Et	Et (80)													
-(CH ₂) ₂ O(CH ₂) ₂ -	(75)													
-(CH ₂) ₂ NMe(CH ₂) ₂ -	(75)													
	"	1. ZnCl ₂ , THF, 1 h 2. NaBH ₄ , 10 h	" (—) <table border="0"> <tr><td>R¹</td><td>R²</td></tr> <tr><td>Et</td><td>Et</td></tr> <tr><td>-(CH₂)₂O(CH₂)₂-</td><td></td></tr> <tr><td>-(CH₂)₂NMe(CH₂)₂-</td><td></td></tr> </table>	R ¹	R ²	Et	Et	-(CH ₂) ₂ O(CH ₂) ₂ -		-(CH ₂) ₂ NMe(CH ₂) ₂ -		206		
R ¹	R ²													
Et	Et													
-(CH ₂) ₂ O(CH ₂) ₂ -														
-(CH ₂) ₂ NMe(CH ₂) ₂ -														
		1. MeOH, 5 min 2. ZnCl ₂ -Na(CN)BH ₃ (1:10), reflux, overnight		(22) 121										

TABLE II. ACETALS AND HEMIACETALS (Continued)

Acetal or Hemiacetal	Amine	Conditions	Product(s) and Yield(s) (%)	Refs.
C ₁₄ 		Na(CN)BH ₃ , MeOH, 5 d	 R i-Pr (93) Bn (92)	1730
		Na(CN)BH ₃	 (—)	1754
C ₁₅ 		Na(CN)BH ₃ , MeOH, 0-25°, 24 h	 (—)	860
C ₁₆ 		1. MeOH, 50° 2. NaBH ₄ , rt	 (85)	1755
C ₁₉ 		1. Borate buffer (1 M), pH 8, 4°, 30 min 2. Na(CN)BH ₃ , 16 h	 (25)	682
C ₂₀ 	"	Na(CN)BH ₃ , HCl (0.1 M), pH 7, H ₂ O, 60°, 3 d	 α (30), β (22)	682
		Na(CN)BH ₃ , HOAc, MeOH, 50°, 1 d	 (88)	1756
C ₂₂ 		Na(CN)BH ₃ , borate buffer, pH 8, 16 h	 I II (—) I:II = 72:28	682
C ₂₃ 		Na(CN)BH ₃ , MeOH (abs), reflux, 2.5 h	 (60-80)	1757

TABLE II. ACETALS AND HEMIACETALS (Continued)

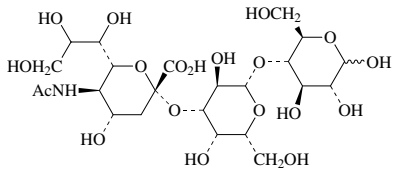

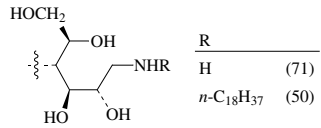
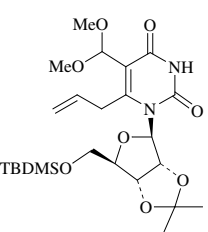
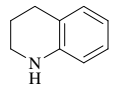
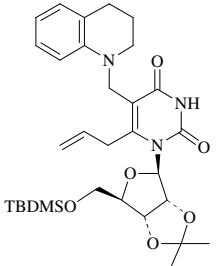
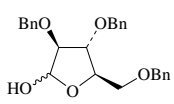
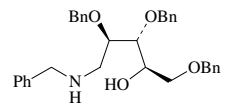
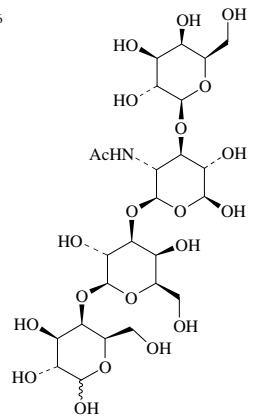
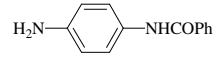
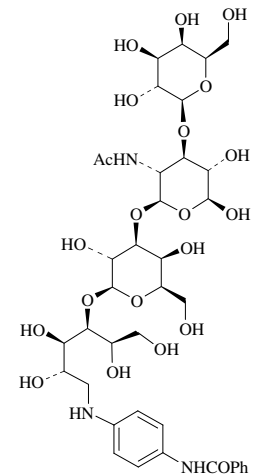
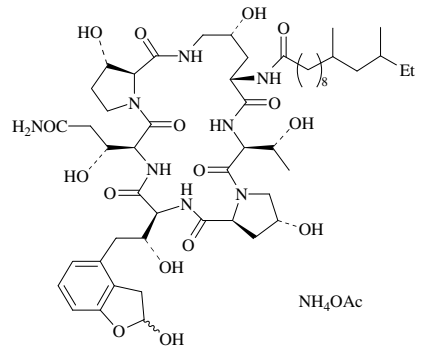
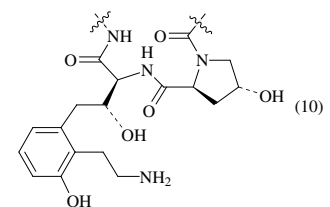
Acetal or Hemiacetal	Amine	Conditions	Product(s) and Yield(s) (%)	Refs.
		Na(CN)BH ₃ , MeOH, reflux, 4-5 h		716 (71) (50)
C ₂₄ 		Na(CN)BH ₃ , ZnCl ₂ (800 eq), MeOH, overnight		122 (94)
C ₂₆ 	H ₂ N-CH ₂ -Ph	Na(CN)BH ₃ , HCl (12 N), pH 6-7, MeOH, 48 h		1758 (98)
C ₂₆ 		Na(CN)BH ₃ , EtOH:H ₂ O (2:1)		1759 (—)
C ₅₂ 	NH ₄ OAc	Na(CN)BH ₃ , MeOH		1760 (10)

TABLE IK. HEMIAMINALS

Hemiaminal	Amine	Conditions	Product(s) and Yield(s) (%)	Refs.
		1. MS 3 Å, MeOH, 30 min 2. <i>p</i> -TsOH, overnight 3. Na(CN)BH ₃ , HOAc, 15 h	(46)	1039
		1. Na(CN)BH ₃ , MS 3 Å, HOAc, MeOH, MeOCH ₂ CH ₂ OH, 18 h 2. Na(CN)BH ₃ , HOAc, 15 h	(52)	1039
		1. MS 3 Å, HOAc, MeOH, MeOCH ₂ CH ₂ OH, 18 h 2. DMSO, HOAc, Na(CN)BH ₃ , 24 h	(46) (→)	1039
	 X = CH, N	1. HOAc, MS 3 Å, EtOH, 25-35°, 18-20 h 2. Na(CN)BH ₃ , 50°, 25-30 h	(46) (→)	1761
		1. MS 3 Å, HOAc, MeOH, 3 h 2. Na(CN)BH ₃ , HOAc, 15 h 3. Na(CN)BH ₃ , 1 h	(65)	1039
		Na(CN)BH ₃ , overnight	(20)	820

TABLE II.A. ALIPHATIC KETONES


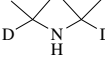
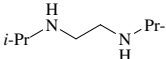
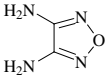
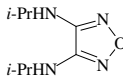


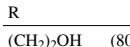
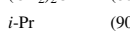

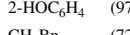


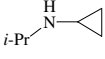
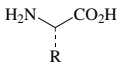
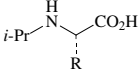
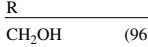

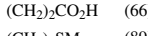


Ketone	Amine	Conditions	Product(s) and Yield(s) (%)	Refs.
C_3 	NH ₄ OAc	Na(CN)BD ₃ , MeOD, 48 h	 (19)	133
	H ₂ NCH ₂ CH ₂ NH ₂	1. THF, 0° 2. BH ₃ (2.4 M) in THF, 0-25°, 24 h	 (80)	331
	"	1. MeOH, conc. HCl, 1 h 2. Na(CN)BH ₃ , 2.5 h 3. Overnight	" (78)	1762
		1. NaBH ₄ , HOAc:acetone (3:1) 2. 0°, 30 min 3. 25°, 18 h	 (59)	1140
		1. THF, 0° 2. BH ₃ (2.4 M) in THF, 0-25°, 24 h	  (80)  (90)  (88)  (97)  (72)	331
	H ₂ N- 	Na(CN)BH ₃ , HCl, MeOH, 2 h	 (98)	1763
		Na(CN)BH ₃ (0.8 eq), MeOH, 16-20 h	  (96)  (81)  (66)  (89)  (87)	676

TABLE IIIA. ALIPHATIC KETONES (Continued)

Ketone	Amine	Conditions	Product(s) and Yield(s) (%)			Refs.		
			R ¹	R ²	R ³			
		Na(CN)BH ₃ , dry MeOH, HOAc, pH 6, 2-3 h		H	Me	H	(56)	343
				H	<i>i</i> -Pr	H	(74)	
				H	Ph	H	(76)	
				Bn	H	H	(86)	
				Ph	H	NMe ₂	(94)	
				Ph	H	1-pyrrolidinyl	(90)	
		1. NaOAc•3H ₂ O, HOAc, H ₂ O, acetone, 0° 2. NaBH ₄ , 15 min 3. Acetone 4. NaBH ₄ , 15 min		R	Bu		(63)	20
				CH(Me)CO ₂ Me			(23)	
				Ph			(91)	
				(S)			(55)	
		1. NaOAc•3H ₂ O, HOAc, acetone, H ₂ O, 0° 2. NaBH ₄ , 1.5 h 3. 25°, 30 min					(92)	1134
		1. HCl (g), MeOH 2. MeOH, acetone, 0° 3. Na(CN)BH ₃ , 18 h		R	Me	(—)	(88)	1764
		Na(CN)BH ₃					(—)	1349
		Na(CN)BH ₃ , <i>i</i> -PrOH, pH 3					(—)	1035
		1. MS 3 Å, MeOH, reflux, 6 h 2. NaBH ₄ , 25°, 4 h					α (31) β (28)	167
		1. MS 3 Å, MeOH, reflux, 6 h 2. NaBH ₄ , HOAc, 24 h 3. NaBH ₄ , 18 h					(52)	167
		NaBH ₄ , NaOAc•3H ₂ O, H ₂ O, EtOH, acetone, 0°					(84)	1131
"		Na(CN)BH ₃ , HCl (5 eq)	"				(63)	698
"		1. HCl (5 eq), 20 min 2. Na(CN)BH ₃	"				(63)	698
		1. H ₂ SO ₄ (3-4 M), THF, 0° 2. NaBH ₄ , 0° to rt, 40 min		R	Ph		(95)	159
				4-O ₂ NC ₆ H ₄			(84)	
		1. THF, 0° 2. BH ₃ (2.4 M) in THF, 0-25°, 24 h					(41) + (50)	331
		1. THF, 0° 2. BH ₃ (2.4 M) in THF, 0-25°, 24 h					(13) + (40)	331
		1. Dry EtOH, 30-60 min 2. NaBH ₄ , 0°, 10-30 min					n 1 (80) 2 (80)	455, 1765

TABLE IIIA. ALIPHATIC KETONES (Continued)

Ketone	Amine	Conditions	Product(s) and Yield(s) (%)	Refs.										
		NaBH(OAc) ₃ , HOAc, DCE	(—)	1766										
	R = Ph, 4-ClC ₆ H ₄ , 4-MeOC ₆ H ₄ , 4-MeO ₂ CC ₆ H ₄													
		1. Glacial HOAc, NaOAc·3H ₂ O, H ₂ O, 0° 2. NaBH ₄ , EtOH, 0°	(40-70)	1767										
	R = Ph, 4-MeC ₆ H ₄ , 3-MeOC ₆ H ₄ , 4-MeOC ₆ H ₄ , 4-ClC ₆ H ₄ CH ₂ , (<i>R,S</i>)-C ₆ H ₅ (Me)CH, (<i>R</i>)-C ₆ H ₅ (Me)CH, 3,4-(OCH ₂ O)C ₆ H ₃ , 3,5-(MeO) ₂ C ₆ H ₃ , 3,4,5-(MeO) ₃ C ₆ H ₂													
		Na(CN)BH ₃ , MeOH, 5°, 1 h	<table border="1" style="display: inline-table; vertical-align: middle;"><tr><td>R¹</td><td>R²</td></tr><tr><td>H</td><td><i>i</i>-Pr</td></tr><tr><td><i>t</i>-Bu</td><td>H</td></tr><tr><td>Ph</td><td>H</td></tr><tr><td>H</td><td>Bn</td></tr></table> (72) (59) (78) (81)	R ¹	R ²	H	<i>i</i> -Pr	<i>t</i> -Bu	H	Ph	H	H	Bn	1768
R ¹	R ²													
H	<i>i</i> -Pr													
<i>t</i> -Bu	H													
Ph	H													
H	Bn													
		1. HCl, MeOH 2. Na(CN)BH ₃ in MeOH 3. Overnight	<table border="1" style="display: inline-table; vertical-align: middle;"><tr><td>R¹</td><td>R²</td></tr><tr><td>H</td><td>NO₂</td></tr><tr><td>Ph</td><td>NH₂</td></tr></table> (24) (56)	R ¹	R ²	H	NO ₂	Ph	NH ₂	1769				
R ¹	R ²													
H	NO ₂													
Ph	NH ₂													
		1. Glacial HOAc, 1 h 2. NaBH ₄ , 1.5 h	(84)	247										
		1. NaOAc·3H ₂ O, HOAc, H ₂ O, acetone, 0° 2. NaBH ₄ , 15 min 3. Acetone 4. NaBH ₄ , 15 min	(4)	20										
		1. Dry EtOH, 70-80 min 2. NaBH ₄ , 0°, 10 min	<i>cis</i> (70) <i>trans</i> (75)	1770										
		1. Ti(OPr- <i>i</i>) ₄ , 1 h 2. Na(CN)BH ₃ , EtOH, 20 h	α (80) β (81)	87										
		NaBH(OAc) ₃ , HOAc, THF	(—)	1771										
	R = 2, 3, or 4-MeO; 3,4-OCH ₂ O													
		Na(CN)BH ₃ , MeOH, HCl	<i>R</i> or <i>S</i> (—)	1772										
		1. EtOH (abs), 30 min 2. NaBH ₄ , 0°, 1 h	(92)	1773										
		1. KOH pellets (85%), MeOH 2. Na(CN)BH ₃ in MeOH, 10 min 3. 15 min 4. HOAc, 72 h	(68)	1354										
		1. EtOH (abs), rt, 30 min 2. NaBH ₄ , 0°, 1 h	<table border="1" style="display: inline-table; vertical-align: middle;"><tr><td>R</td></tr><tr><td>H</td></tr><tr><td>Me</td></tr></table> (64) (76)	R	H	Me	1344							
R														
H														
Me														
		NaBH ₄ , MeOH, 14 h	(95)	1774										
		1. TMOF, HOAc, 30 min 2. Na(CN)BH ₃ , TMOF, 1 h	(82)	344										

TABLE IIIA. ALIPHATIC KETONES (Continued)

Ketone	Amine	Conditions	Product(s) and Yield(s) (%)	Refs.																								
		Na(CN)BH ₃ , MeOH, 15 h	 <table border="1"> <thead> <tr> <th>R¹</th> <th>R²</th> <th>Yield (%)</th> </tr> </thead> <tbody> <tr> <td>H</td> <td>Ph</td> <td>(—)</td> </tr> <tr> <td>Ph</td> <td>H</td> <td>(85)</td> </tr> </tbody> </table>	R ¹	R ²	Yield (%)	H	Ph	(—)	Ph	H	(85)	1768															
R ¹	R ²	Yield (%)																										
H	Ph	(—)																										
Ph	H	(85)																										
		1. MeOH, HOAc 2. Na(CN)BH ₃ , 0°, 4 h 3. 25°, 48 h	 (—)	1366																								
		1. MeOH, acetone, 0° 2. Na(CN)BH ₃ , 18 h	 (88)	1764																								
		1. Na(CN)BH ₃ , MeCN 2. HOAc, 2 h 3. 24 h	 (55)	95																								
		1. HOAc, 90° 2. NaBH ₄ , 30 min 3. 90 min	 <table border="1"> <thead> <tr> <th>R¹</th> <th>R²</th> <th>Yield (%)</th> </tr> </thead> <tbody> <tr> <td>Me</td> <td>Ph</td> <td>(±) (91)</td> </tr> <tr> <td>Me</td> <td>Ph</td> <td>(+) (95)</td> </tr> <tr> <td>Me</td> <td>Ph</td> <td>(-) (95)</td> </tr> <tr> <td>Me</td> <td><i>c</i>-C₆H₁₁</td> <td>(±) (85)</td> </tr> <tr> <td>Me</td> <td><i>c</i>-C₆H₁₁</td> <td>(+) (86)</td> </tr> <tr> <td>Me</td> <td><i>c</i>-C₆H₁₁</td> <td>(-) (77)</td> </tr> <tr> <td>Et</td> <td><i>c</i>-C₆H₁₁</td> <td>(±) (95)</td> </tr> </tbody> </table>	R ¹	R ²	Yield (%)	Me	Ph	(±) (91)	Me	Ph	(+) (95)	Me	Ph	(-) (95)	Me	<i>c</i> -C ₆ H ₁₁	(±) (85)	Me	<i>c</i> -C ₆ H ₁₁	(+) (86)	Me	<i>c</i> -C ₆ H ₁₁	(-) (77)	Et	<i>c</i> -C ₆ H ₁₁	(±) (95)	458
R ¹	R ²	Yield (%)																										
Me	Ph	(±) (91)																										
Me	Ph	(+) (95)																										
Me	Ph	(-) (95)																										
Me	<i>c</i> -C ₆ H ₁₁	(±) (85)																										
Me	<i>c</i> -C ₆ H ₁₁	(+) (86)																										
Me	<i>c</i> -C ₆ H ₁₁	(-) (77)																										
Et	<i>c</i> -C ₆ H ₁₁	(±) (95)																										
	R =	1. HCl (3.8 N) in MeOH, 0.5 h 2. NaBH ₄ , 15 min 3. Reflux, 1 h	 (—)	1775																								
		1. NaOAc•3H ₂ O, HOAc, H ₂ O, acetone, 0° 2. NaBH ₄ , 1 h 3. Acetone, 1 h	 (33)	1130																								
		1. MeOH, 2 h 2. HOAc, pH 5 3. Na(CN)BH ₃ , 0° 4. 25°, 24 h	 (—)	1362																								
		Na(CN)BH ₃ , MS 3 Å, MeOH, 18 h	 <table border="1"> <thead> <tr> <th>R</th> <th>Yield (%)</th> </tr> </thead> <tbody> <tr> <td>H <i>cis</i></td> <td>(68)</td> </tr> <tr> <td>H <i>trans</i></td> <td>(75)</td> </tr> <tr> <td>OMe <i>cis</i></td> <td>(68)</td> </tr> <tr> <td>OMe <i>trans</i></td> <td>(75)</td> </tr> </tbody> </table>	R	Yield (%)	H <i>cis</i>	(68)	H <i>trans</i>	(75)	OMe <i>cis</i>	(68)	OMe <i>trans</i>	(75)	1776, 1777														
R	Yield (%)																											
H <i>cis</i>	(68)																											
H <i>trans</i>	(75)																											
OMe <i>cis</i>	(68)																											
OMe <i>trans</i>	(75)																											
		1. Na(CN)BH ₃ , acetone-EtOH, 5-15°, 2 h 2. 25°, overnight	 <table border="1"> <thead> <tr> <th>n</th> <th>Yield (%)</th> </tr> </thead> <tbody> <tr> <td>1</td> <td>(80)</td> </tr> <tr> <td>3</td> <td>(93)</td> </tr> </tbody> </table>	n	Yield (%)	1	(80)	3	(93)	1778																		
n	Yield (%)																											
1	(80)																											
3	(93)																											
		Na(CN)BH ₃ , HCl, MeOH, 0° to rt, 50 h	 <table border="1"> <thead> <tr> <th>R¹</th> <th>R²</th> <th>Yield (%)</th> </tr> </thead> <tbody> <tr> <td>Me</td> <td>Me</td> <td>(97)</td> </tr> <tr> <td>—(CH₂)₄—</td> <td></td> <td>(—)</td> </tr> <tr> <td>—(CH₂)₅—</td> <td></td> <td>(—)</td> </tr> <tr> <td>—(CH₂)₂NMe(CH₂)₂—</td> <td></td> <td>(—)</td> </tr> </tbody> </table>	R ¹	R ²	Yield (%)	Me	Me	(97)	—(CH ₂) ₄ —		(—)	—(CH ₂) ₅ —		(—)	—(CH ₂) ₂ NMe(CH ₂) ₂ —		(—)	1767									
R ¹	R ²	Yield (%)																										
Me	Me	(97)																										
—(CH ₂) ₄ —		(—)																										
—(CH ₂) ₅ —		(—)																										
—(CH ₂) ₂ NMe(CH ₂) ₂ —		(—)																										
	R = OH, NHBn	1. NaOAc•3H ₂ O, HOAc, H ₂ O, EtOH, 0° 2. NaBH ₄ , 30 min	 (—)	453																								

TABLE IIIA. ALIPHATIC KETONES (Continued)

Ketone	Amine	Conditions	Product(s) and Yield(s) (%)	Refs.
		Li(CN)BH ₃ •2 dioxane, MeOH, acetone, 0°, 1 h	 $\begin{array}{cc} R^1 & R^2 \\ \text{OMe} & \text{H} & (68) \\ \text{H} & \text{OMe} & (70) \end{array}$	51
		Na(CN)BH ₃ , MeOH, 48 h	 $\begin{array}{cc} R^1 & R^2 \\ \text{H} & \text{OMe} & (-) \\ \text{OMe} & \text{H} & (-) \end{array}$	1405
		1. Dry acetone, EtOH 2. Na(CN)BH ₃ , dioxane, EtOH, 0-10°, 4 h 3. 25°, 2 h	(—)	655
		NaBH(OAc) ₃ , HOAc, CH ₂ Cl ₂ , 8 h	(75)	648
		Na(CN)BH ₃ , HCl (35% aq), MeOH:acetone (3:1), 0° to rt, 24 h	(80)	1779
		Na(CN)BH ₃ , dioxane, acetone, EtOH, overnight	(94)	50
		Li(CN)BH ₃ •2 dioxane, EtOH (abs), acetone, 0°, 3 h	(81)	1233
		Na(CN)BH ₃ , MeCN, 12 h	(78)	1233
		1. EtOH (abs), 0.5 h 2. NaBH ₄ , 0.5 h	 $\begin{array}{l} S \text{ (90)} \\ R \text{ (-)} \end{array}$	1780
		1. EtOH (99%), dry acetone, 0° 2. Na(CN)BH ₃ , EtOH (99%), dry dioxane, 0-10°, 2 h	(56)	661
		Li(CN)BH ₃ , MeOH, acetone, 2 h	(86)	56
		Li(CN)BH ₃ , MeOH, acetone, HCl (20%) in EtOH	 $\begin{array}{l} cis \text{ (-)} \\ trans \text{ (-)} \end{array}$	56
		Na(CN)BH ₃ , HOAc, THF:H ₂ O:MeCN (4:1:1), 110°, 1 h	(—)	1781

TABLE II. ALIPHATIC KETONES (Continued)

Ketone	Amine	Conditions	Product(s) and Yield(s) (%)	Refs.
		Na(CN)BH ₃ , MeOH, HCl in MeOH, pH 6, 30 min	 <i>i</i> -PrHN R H (92) OMe (96)	690
		Na(CN)BH ₃ , MeOH, HCl in MeOH, pH 6, 30 min	 <i>i</i> -PrHN R H (96) OMe (90)	690
		Na(CN)BH ₃ , acetone	 <i>i</i> -PrHN R H (96) OMe (96)	522
		1. HOAc- <i>d</i> 2. NaBD ₄ , 0° 3. rt, 30 min 4. NaBD ₄ , 30 min	 <i>i</i> -PrHN R H (73) OMe (73)	230
		1. Na(CN)BH ₃ , NaOAc, HOAc, acetone:H ₂ O (2:3), 0°, 10 min 2. 0°, 2 h	 <i>i</i> -PrHN R H (50) OMe (50)	1097
		BH ₃ ·pyridine, PPTS, MeOH:THF (3:1)	 <i>i</i> -PrHN R H (91) OMe (91)	30
		Li(CN)BH ₃ ·2 dioxane, MeOH, acetone, 0° or 25°, 5-12 h	 <i>i</i> -PrHN R H (76) NO ₂ (72) H (53) H (70) H (45) H (73)	54, 55
		Na(CN)BH ₃ , MeOH, acetone, conc. HCl, 16 h	 <i>i</i> -PrHN R H (97) OBn (92)	1782, 1783
		1. Na(CN)BH ₃ , MeOH, 30 min 2. Acetone, Na(CN)BH ₃	 <i>i</i> -PrHN R H (64) OMe (64)	1784
		1. Na(CN)BH ₃ , MeCN, HOAc, warming 2. pH 6-8, 25°, 5 h	 <i>i</i> -PrHN R H (37) OMe (37)	478

TABLE III. ALIPHATIC KETONES (Continued)

Ketone	Amine	Conditions	Product(s) and Yield(s) (%)	Refs.
		Li(CN)BH ₃ , MeOH, acetone, 0°, 4 h	 $\frac{R}{CO_2Me}$ (89) CN (74)	53
		Na(CN)BH ₃ , HOAc, pH 5, EtOH (abs), 65 h	 $\frac{R^1 \quad R^2 \quad R^3}{Boc \quad c-Pr \quad H}$ (53) Bn Me H (63) Bn Me Cl (63) Bn Et H (73) Bn Et F (93)	476
		NaBH ₄ , H ₂ SO ₄ , THF, H ₂ O, 15 min	 I (15) + II (82) I R = H; II R = <i>i</i> -Pr	162
		1. MeOH, 20 min 2. NaBH ₄ , 1 h	 $\frac{R}{2-ClC_6H_4}$ (90) CH ₂ OC ₁₀ H ₇ (91)	1785
		1. MeOH, 20 min 2. NaBH ₄ , 1 h	$\frac{R}{2-ClC_6H_4}$ (90) CH ₂ OC ₁₀ H ₇ (81)	1785
		NaBH ₄ , H ₂ SO ₄ , THF, H ₂ O, 5 min	 $\frac{R}{OH}$ (89) PPh ₂ (81)	164
		1. MeOH, MS 3 Å 2. Na(CN)BH ₃ , HOAc, pH 6, 2 h	 (87)	61
		Li(CN)BH ₃ •2 dioxane, MeOH, acetone, 0-2°	 <i>cis</i> (43), <i>trans</i> (29)	52
		1. HOAc, 15° 2. NaBH ₄ , <22° 3. 25°, 4 h	 (69)	1141
		Na(CN)BH ₃ , HOAc, THF, MeOH, 60°, 5 h	 $\frac{R^1 \quad R^2 \quad R^3}{H \quad H \quad Me}$ (67) Cl H Me (—) Cl H <i>t</i> -Bu (—) F F Me (—)	467
		Na(CN)BH ₃ , HOAc, THF, MeOH, 60°, 5 h	 (—)	467

Ar¹ = 4-R¹C₆H₄
Ar² = 4-R²C₆H₄
Ar³ = 2-HOC₆H₃R³⁻⁵

Ar = 2-HOC₆H₃Me-5 R = H, Cl

TABLE II. ALIPHATIC KETONES (Continued)

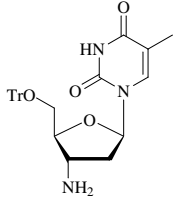
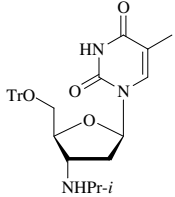
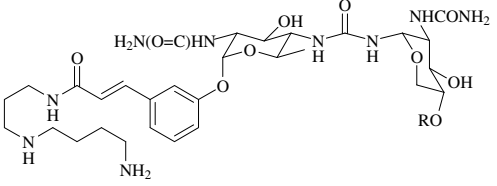
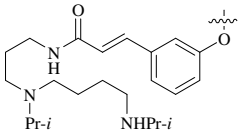
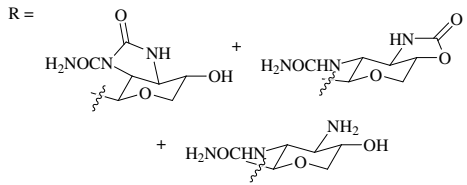
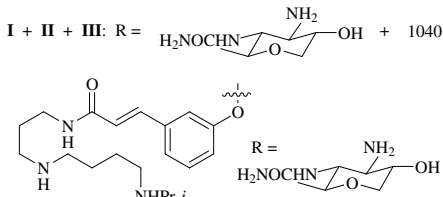
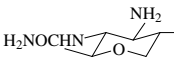
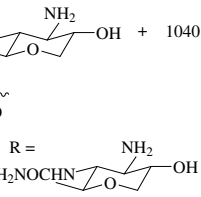
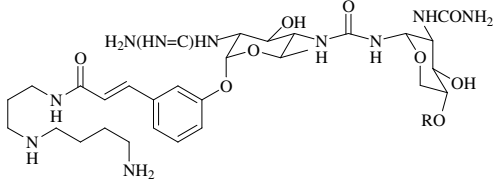
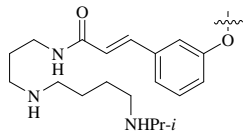
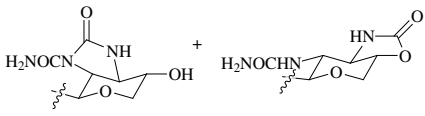
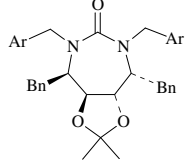
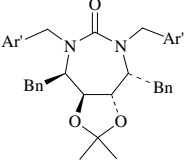
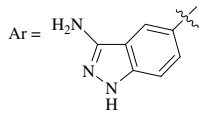
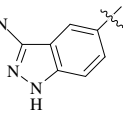
Ketone	Amine	Conditions	Product(s) and Yield(s) (%)	Refs.
		1. NaOAc·3H ₂ O, HOAc, EtOH, H ₂ O, 0-5°, 5 min 2. NaBH ₄ , 0°, 30 min	 (90)	336
		1. MeOH:H ₂ O (4:1), NaOH, pH 7 2. Na(CN)BH ₃ , dilute HCl, pH 7	 (→) I:II = 2:1	1040
	R = 	1. MeOH:H ₂ O (1:1) 2. Na(CN)BH ₃ , dilute HCl, pH 5.5-6.0, 90 min	I + II + III: R =  +  + 	1040
			IV (→) I:II:III:IV = 1:2.3:17.5:50	
		Na(CN)BH ₃ , MeOH, HCl in MeOH	 (→)	1786
	R = 			
		Na(CN)BH ₃ , HOAc, MeOH	 (→)	699
	Ar = 		Ar' = <i>i</i> -PrHN 	

TABLE IIIA. ALIPHATIC KETONES (Continued)

Ketone	Amine	Conditions	Product(s) and Yield(s) (%)	Refs.
		Na(CN)BH ₃ , HCl in MeOH (0.5 N), MeOH	(40)	737
		Na(CN)BH ₃ , MgSO ₄ , <i>i</i> -PrOH, 40-48 h	R Me (98) PMB (90)	76, 80
		1. Absolute MeOH, MS 3 Å 2. Na(CN)BH ₃ , HOAc, pH 6, 2 h	(79)	61
		1. NaOAc·3H ₂ O, HOAc, H ₂ O, EtOH 2. NaBH ₄ , 0°	R Ph (84) Bn (66)	1131
		NaBH ₄ , MeOH (abs)	(77)	1787
	Ar = 1-naphthyl	Na(CN)BH ₃ , MeOD	" (—)	1788
		1. MeOH, HOAc, 0° 2. Na(CN)BH ₃ , 0-25° 3. Repeat 4 times	(99)	230
		Na(CN)BH ₃ , HOAc, MeOH, 110°, 10 min	(—)	1789
		Na(CN)BH ₃ , THP:H ₂ O (9:1), HOAc in THP, 80°, 15 min	(—)	1086
		Na(CN)BH ₃ , HOAc, THF:H ₂ O:MeCN (4:1:1), 110°, 10 min	(—)	1781

TABLE III. ALIPHATIC KETONES (Continued)


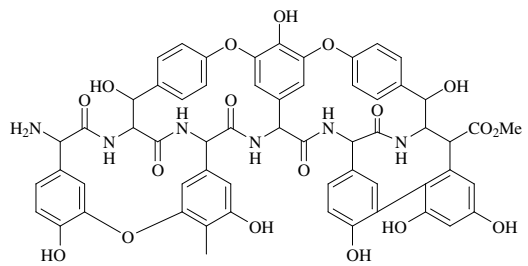
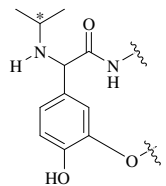


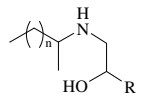

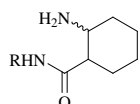
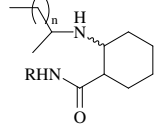

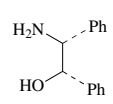
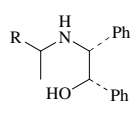

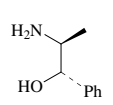
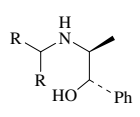


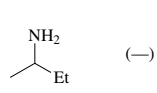


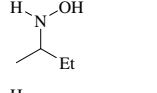

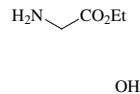
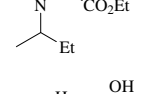

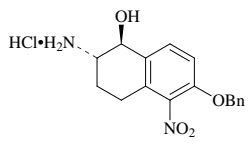
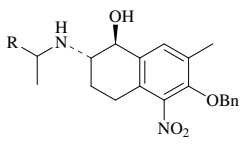

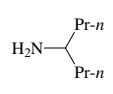
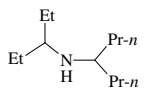

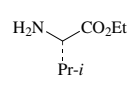
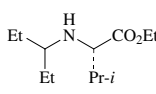
Ketone	Amine	Conditions	Product(s) and Yield(s) (%)	Refs.																		
 * = ¹⁴ C		1. pH 7, 5 min 2. Na(CN)BH ₃ , 1 h 3. Acetone, 1 h	 (—)	1790																		
 C ₃₋₄		1. EtOH (abs), 15-45 min 2. NaBH ₄ , 0°, 5-20 min	 <table border="1" data-bbox="1180 665 1310 815"> <thead> <tr> <th>R</th> <th>n</th> <th>Yield (%)</th> </tr> </thead> <tbody> <tr> <td>H</td> <td>0</td> <td>(76)</td> </tr> <tr> <td>H</td> <td>1</td> <td>(75)</td> </tr> <tr> <td>Me</td> <td>0</td> <td>(70)</td> </tr> <tr> <td>Ph</td> <td>0</td> <td>(88)</td> </tr> </tbody> </table>	R	n	Yield (%)	H	0	(76)	H	1	(75)	Me	0	(70)	Ph	0	(88)	453			
R	n	Yield (%)																				
H	0	(76)																				
H	1	(75)																				
Me	0	(70)																				
Ph	0	(88)																				
 C ₃₋₄		1. EtOH, reflux, 10-13 min 2. NaBH ₄ , 20 min 3. Reflux, 20-40 min	 <table border="1" data-bbox="1180 826 1380 1010"> <thead> <tr> <th>R</th> <th>n</th> <th>Yield (%)</th> </tr> </thead> <tbody> <tr> <td>H</td> <td>1</td> <td><i>cis</i> (62)</td> </tr> <tr> <td>H</td> <td>1</td> <td><i>trans</i> (73)</td> </tr> <tr> <td>Me</td> <td>1</td> <td><i>cis</i> (64)</td> </tr> <tr> <td>Me</td> <td>1</td> <td><i>trans</i> (68)</td> </tr> <tr> <td>H</td> <td>2</td> <td><i>trans</i> (72)</td> </tr> </tbody> </table>	R	n	Yield (%)	H	1	<i>cis</i> (62)	H	1	<i>trans</i> (73)	Me	1	<i>cis</i> (64)	Me	1	<i>trans</i> (68)	H	2	<i>trans</i> (72)	1579
R	n	Yield (%)																				
H	1	<i>cis</i> (62)																				
H	1	<i>trans</i> (73)																				
Me	1	<i>cis</i> (64)																				
Me	1	<i>trans</i> (68)																				
H	2	<i>trans</i> (72)																				
 C ₃₋₆		1. EtOH (abs) 2. NaBH ₄ , 0°	 <table border="1" data-bbox="1180 1136 1293 1239"> <thead> <tr> <th>R</th> <th>Yield (%)</th> </tr> </thead> <tbody> <tr> <td>Me</td> <td>(82)</td> </tr> <tr> <td><i>i</i>-Bu</td> <td>(81)</td> </tr> </tbody> </table>	R	Yield (%)	Me	(82)	<i>i</i> -Bu	(81)	456												
R	Yield (%)																					
Me	(82)																					
<i>i</i> -Bu	(81)																					
 C ₃₋₇		NaBH ₄	 <table border="1" data-bbox="1180 1251 1293 1377"> <thead> <tr> <th>R</th> <th>Yield (%)</th> </tr> </thead> <tbody> <tr> <td>Me</td> <td>(80)</td> </tr> <tr> <td>Et</td> <td>(43)</td> </tr> <tr> <td><i>i</i>-Pr</td> <td>(90)</td> </tr> </tbody> </table>	R	Yield (%)	Me	(80)	Et	(43)	<i>i</i> -Pr	(90)	1556										
R	Yield (%)																					
Me	(80)																					
Et	(43)																					
<i>i</i> -Pr	(90)																					
 C ₄		Na(CN)BH ₃	 (—)	1791																		
 C ₄		1. HCl (5 N) in MeOH 2. Li(CN)BH ₃ , 72 h	 (64)	19																		
 C ₄₋₁₁		NaBH(OAc) ₃ , HOAc, DCE	 (88)	21																		
 C ₄₋₁₁		Li(CN)BH ₃ •2 dioxane, MeOH, 5-12 h	 <table border="1" data-bbox="1258 1653 1432 1802"> <thead> <tr> <th>R</th> <th>Yield (%)</th> </tr> </thead> <tbody> <tr> <td>Et</td> <td>(87)</td> </tr> <tr> <td><i>i</i>-Pr</td> <td>(80)</td> </tr> <tr> <td><i>i</i>-Bu</td> <td>(85)</td> </tr> <tr> <td>CH₂(3-indolyl)</td> <td>(57)</td> </tr> </tbody> </table>	R	Yield (%)	Et	(87)	<i>i</i> -Pr	(80)	<i>i</i> -Bu	(85)	CH ₂ (3-indolyl)	(57)	54								
R	Yield (%)																					
Et	(87)																					
<i>i</i> -Pr	(80)																					
<i>i</i> -Bu	(85)																					
CH ₂ (3-indolyl)	(57)																					
 C ₅		Na(CN)BH ₃ , HCl (5 M) in MeOH, MeOH, 6 d	 (61)	847																		
 C ₅		1. Na(CN)BH ₃ , pH 6, HOAc, 2-3 h 2. Ketone, overnight	 (97)	343																		

TABLE IIA. ALIPHATIC KETONES (Continued)

Ketone	Amine	Conditions	Product(s) and Yield(s) (%)	Refs.																																				
		1. Na ₂ SO ₄ (anhyd), HOAc, 10-15 min 2. NaBH(OAc) ₃ , 2 min 3. 15 min - 1 h	 (—)	278																																				
		1. TiCl ₄ , NEt ₃ , CH ₂ Cl ₂ , 18 h 2. Na(CN)BH ₃ , 3 h	 (25)	83																																				
		Na(CN)BH ₃ , HOAc, DCE	 (82)	83																																				
C _{5,6} 		BH ₃ •pyridine, MS 4 Å, MeOH, 16 h	 <table border="1"> <thead> <tr> <th>R¹</th> <th>R²</th> <th>R³</th> <th></th> </tr> </thead> <tbody> <tr> <td>H</td> <td>H</td> <td><i>n</i>-Bu</td> <td>(22)</td> </tr> <tr> <td>Me</td> <td>H</td> <td><i>n</i>-Bu</td> <td>(14)</td> </tr> <tr> <td>H</td> <td>H</td> <td>Ph</td> <td>(27)</td> </tr> <tr> <td>Me</td> <td>H</td> <td>Ph</td> <td>(4)</td> </tr> <tr> <td>H</td> <td>H</td> <td>Bn</td> <td>(80)</td> </tr> <tr> <td>Me</td> <td>H</td> <td>Bn</td> <td>(67)</td> </tr> <tr> <td>H</td> <td><i>n</i>-Bu</td> <td><i>i</i>-Bu</td> <td>(35)</td> </tr> <tr> <td>Me</td> <td><i>n</i>-Bu</td> <td><i>i</i>-Bu</td> <td>(14)</td> </tr> </tbody> </table>	R ¹	R ²	R ³		H	H	<i>n</i> -Bu	(22)	Me	H	<i>n</i> -Bu	(14)	H	H	Ph	(27)	Me	H	Ph	(4)	H	H	Bn	(80)	Me	H	Bn	(67)	H	<i>n</i> -Bu	<i>i</i> -Bu	(35)	Me	<i>n</i> -Bu	<i>i</i> -Bu	(14)	300
R ¹	R ²	R ³																																						
H	H	<i>n</i> -Bu	(22)																																					
Me	H	<i>n</i> -Bu	(14)																																					
H	H	Ph	(27)																																					
Me	H	Ph	(4)																																					
H	H	Bn	(80)																																					
Me	H	Bn	(67)																																					
H	<i>n</i> -Bu	<i>i</i> -Bu	(35)																																					
Me	<i>n</i> -Bu	<i>i</i> -Bu	(14)																																					
C _{5,9} 		1. Ti(OEt) ₄ , THF 2. NaBH ₄ , THF, -48°	 <table border="1"> <thead> <tr> <th>R</th> <th>I:II</th> </tr> </thead> <tbody> <tr> <td><i>i</i>-Pr</td> <td>(66) 97:3</td> </tr> <tr> <td><i>n</i>-Bu</td> <td>(82) 83:17</td> </tr> <tr> <td><i>i</i>-Bu</td> <td>(74) 92:8</td> </tr> <tr> <td>Bn</td> <td>(86) 90:10</td> </tr> </tbody> </table>	R	I:II	<i>i</i> -Pr	(66) 97:3	<i>n</i> -Bu	(82) 83:17	<i>i</i> -Bu	(74) 92:8	Bn	(86) 90:10	203																										
R	I:II																																							
<i>i</i> -Pr	(66) 97:3																																							
<i>n</i> -Bu	(82) 83:17																																							
<i>i</i> -Bu	(74) 92:8																																							
Bn	(86) 90:10																																							
C ₆ 		BER, HCl•NEt ₃ , 95% EtOH, 1 h	 (99)	1374																																				
		1. MgSO ₄ , DMF, 100°, 2 h 2. NaBH ₄ , overnight	 (—)	175																																				
		NaBH ₄ , MeOH	 (50)	717																																				
		1. MS 3 Å, MeOH, reflux, 6 h 2. HCl (1 N) in MeOH, pH 6, 25° 3. Na(CN)BH ₃ , 72 h	 (48)	167																																				
	"	1. MS 3 Å, MeOH, reflux, 6 h 2. NaBH ₄ , 25°, 4 h	" (10)	167																																				

TABLE II. ALIPHATIC KETONES (Continued)

Ketone	Amine	Conditions	Product(s) and Yield(s) (%)	Refs.																		
		1. MS 3 Å, MeOH, reflux, 6 h 2. NaBH ₄ , 25°, 4 h 3. HOAc, 2 h 4. 24 h 5. NaBH ₄ , 18 h	(55)	167																		
		1. MS 3 Å, MeOH, reflux, 6 h 2. NaBH ₄ , 25°, 4 h	(18)	167																		
"	"	1. MS 3 Å, MeOH, reflux, 6 h 2. HCl (1 N) in MeOH, pH 6, 25° 3. Na(CN)BH ₃ , 72 h	" (60)	167																		
"	"	1. MS 3 Å, MeOH, reflux, 6 h 2. NaBH ₄ , 25°, 4 h 3. HOAc, 2 h 4. 24 h 5. NaBH ₄ , 18 h	" (52)	167																		
		1. MS 3 Å, MeOH, reflux, 6 h 2. NaBH ₄ , 25°, 4 h 3. HOAc, 2 h 4. 24 h 5. NaBH ₄ , 18 h	(48)	167																		
		Na(CN)BH ₃ , TFA, MeOH, 60°, 12 h	(25)	47																		
"	"	BH ₃ •pyridine, HOAc:toluene (2:7) 40°, 14 h	" (80)	47																		
	NH ₄ OAc	BER, MeOH, 0.5 h	(25)	222																		
"		BER, HCl•NEt ₃ , EtOH, 1 h	(92)	223																		
"		BER, MeOH	<table border="1"> <thead> <tr> <th>R¹</th> <th>R²</th> <th>Time</th> </tr> </thead> <tbody> <tr> <td>Me</td> <td>Me</td> <td>3 h (78)</td> </tr> <tr> <td>—(CH₂)₄—</td> <td>—</td> <td>1 h (89)</td> </tr> <tr> <td>—(CH₂)₅—</td> <td>—</td> <td>6 h (—)</td> </tr> <tr> <td>H</td> <td><i>c</i>-C₆H₁₁</td> <td>3 h (55)</td> </tr> <tr> <td>H</td> <td>Bn</td> <td>3 h (93)</td> </tr> </tbody> </table>	R ¹	R ²	Time	Me	Me	3 h (78)	—(CH ₂) ₄ —	—	1 h (89)	—(CH ₂) ₅ —	—	6 h (—)	H	<i>c</i> -C ₆ H ₁₁	3 h (55)	H	Bn	3 h (93)	222
R ¹	R ²	Time																				
Me	Me	3 h (78)																				
—(CH ₂) ₄ —	—	1 h (89)																				
—(CH ₂) ₅ —	—	6 h (—)																				
H	<i>c</i> -C ₆ H ₁₁	3 h (55)																				
H	Bn	3 h (93)																				
"		NaBH(OAc) ₃ , HOAc, THF, 27-192 h	<table border="1"> <thead> <tr> <th>R</th> </tr> </thead> <tbody> <tr> <td><i>n</i>-Pr (89)</td> </tr> <tr> <td><i>c</i>-C₆H₁₁ (84)</td> </tr> </tbody> </table>	R	<i>n</i> -Pr (89)	<i>c</i> -C ₆ H ₁₁ (84)	21															
R																						
<i>n</i> -Pr (89)																						
<i>c</i> -C ₆ H ₁₁ (84)																						
"		NaBH(OAc) ₃ , THF, 24-96 h	<table border="1"> <thead> <tr> <th>R¹</th> <th>R²</th> <th>Time</th> </tr> </thead> <tbody> <tr> <td>Et</td> <td>Et</td> <td>(73)</td> </tr> <tr> <td>—(CH₂)₂O(CH₂)₂—</td> <td>—</td> <td>(44)</td> </tr> </tbody> </table>	R ¹	R ²	Time	Et	Et	(73)	—(CH ₂) ₂ O(CH ₂) ₂ —	—	(44)	21									
R ¹	R ²	Time																				
Et	Et	(73)																				
—(CH ₂) ₂ O(CH ₂) ₂ —	—	(44)																				

TABLE IIIA. ALIPHATIC KETONES (Continued)


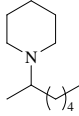
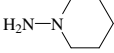
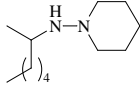






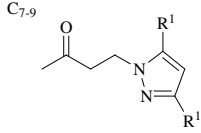

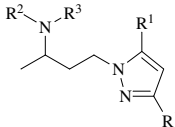



Ketone	Amine	Conditions	Product(s) and Yield(s) (%)	Refs.																																																																																												
		NaBH(OAc) ₃ , HOAc, DCE, 48 h	 (65)	21																																																																																												
	"	NaBH(OAc) ₃ , THF, 48 h	" (35)	21																																																																																												
		NaBH(OAc) ₃ , 3 h	 (98)	15																																																																																												
		1. Heat, 1 h 2. BER, MeOH 3. Pd(OAc) ₂	 (15)	226																																																																																												
	"	1. Heat, 1 h 2. BER, MeOH 3. Ni(OAc) ₂	" (85)	226																																																																																												
	NH ₄ Cl	1. Ti(OPr- <i>i</i>) ₄ , NEt ₃ , EtOH, 11 h 2. NaBH ₄ , 8 h	 (62)	195																																																																																												
		1. Ti(OPr- <i>i</i>) ₄ , NEt ₃ , EtOH, 10 h 2. NaBH ₄ , THF, 8 h	 (64)	194																																																																																												
		Na(CN)BH ₃ , HCl (5 N) in MeOH, MeOH (abs), 2-3 d		1792																																																																																												
			<table border="1"> <thead> <tr> <th>R¹</th> <th>R²</th> <th>R³</th> <th></th> </tr> </thead> <tbody> <tr><td>H</td><td>H</td><td>H</td><td>(10)</td></tr> <tr><td>H</td><td>H</td><td>Et</td><td>(38)</td></tr> <tr><td>H</td><td>H</td><td><i>i</i>-Bu</td><td>(60)</td></tr> <tr><td>H</td><td>H</td><td>C₅H₉</td><td>(53)</td></tr> <tr><td>H</td><td>Me</td><td><i>s</i>-Bu</td><td>(17)</td></tr> <tr><td>H</td><td>H</td><td>Ph</td><td>(38)</td></tr> <tr><td>H</td><td>H</td><td>2-ClC₆H₄</td><td>(46)</td></tr> <tr><td>H</td><td>H</td><td>4-ClC₆H₄</td><td>(43)</td></tr> <tr><td>H</td><td>H</td><td>2,5-Cl₂C₆H₃</td><td>(46)</td></tr> <tr><td>H</td><td>H</td><td>Bn</td><td>(41)</td></tr> <tr><td>H</td><td>Me</td><td>Ph</td><td>(42)</td></tr> <tr><td>Me</td><td>H</td><td>H</td><td>(52)</td></tr> <tr><td>Me</td><td>H</td><td>Et</td><td>(82)</td></tr> <tr><td>Me</td><td>H</td><td><i>i</i>-Bu</td><td>(94)</td></tr> <tr><td>Me</td><td>H</td><td><i>c</i>-C₅H₉</td><td>(77)</td></tr> <tr><td>Me</td><td>Me</td><td><i>s</i>-Bu</td><td>(16)</td></tr> <tr><td>Me</td><td>H</td><td>Ph</td><td>(80)</td></tr> <tr><td>Me</td><td>H</td><td>2-ClC₆H₄</td><td>(32)</td></tr> <tr><td>Me</td><td>H</td><td>4-ClC₆H₄</td><td>(56)</td></tr> <tr><td>Me</td><td>H</td><td>2,5-Cl₂C₆H₃</td><td>(39)</td></tr> <tr><td>Me</td><td>H</td><td>Bn</td><td>(46)</td></tr> <tr><td>Me</td><td>Me</td><td>Ph</td><td>(45)</td></tr> </tbody> </table>	R ¹	R ²	R ³		H	H	H	(10)	H	H	Et	(38)	H	H	<i>i</i> -Bu	(60)	H	H	C ₅ H ₉	(53)	H	Me	<i>s</i> -Bu	(17)	H	H	Ph	(38)	H	H	2-ClC ₆ H ₄	(46)	H	H	4-ClC ₆ H ₄	(43)	H	H	2,5-Cl ₂ C ₆ H ₃	(46)	H	H	Bn	(41)	H	Me	Ph	(42)	Me	H	H	(52)	Me	H	Et	(82)	Me	H	<i>i</i> -Bu	(94)	Me	H	<i>c</i> -C ₅ H ₉	(77)	Me	Me	<i>s</i> -Bu	(16)	Me	H	Ph	(80)	Me	H	2-ClC ₆ H ₄	(32)	Me	H	4-ClC ₆ H ₄	(56)	Me	H	2,5-Cl ₂ C ₆ H ₃	(39)	Me	H	Bn	(46)	Me	Me	Ph	(45)	
R ¹	R ²	R ³																																																																																														
H	H	H	(10)																																																																																													
H	H	Et	(38)																																																																																													
H	H	<i>i</i> -Bu	(60)																																																																																													
H	H	C ₅ H ₉	(53)																																																																																													
H	Me	<i>s</i> -Bu	(17)																																																																																													
H	H	Ph	(38)																																																																																													
H	H	2-ClC ₆ H ₄	(46)																																																																																													
H	H	4-ClC ₆ H ₄	(43)																																																																																													
H	H	2,5-Cl ₂ C ₆ H ₃	(46)																																																																																													
H	H	Bn	(41)																																																																																													
H	Me	Ph	(42)																																																																																													
Me	H	H	(52)																																																																																													
Me	H	Et	(82)																																																																																													
Me	H	<i>i</i> -Bu	(94)																																																																																													
Me	H	<i>c</i> -C ₅ H ₉	(77)																																																																																													
Me	Me	<i>s</i> -Bu	(16)																																																																																													
Me	H	Ph	(80)																																																																																													
Me	H	2-ClC ₆ H ₄	(32)																																																																																													
Me	H	4-ClC ₆ H ₄	(56)																																																																																													
Me	H	2,5-Cl ₂ C ₆ H ₃	(39)																																																																																													
Me	H	Bn	(46)																																																																																													
Me	Me	Ph	(45)																																																																																													
		1. BER, sonication, MeOH, 1 h 2. Ni(OAc) ₂ •4 H ₂ O, reflux, 3 h 3. BER, Ni(OAc) ₂ •H ₂ O, reflux, 3 h	 <table border="1"> <thead> <tr> <th>R¹</th> <th>R²</th> <th></th> </tr> </thead> <tbody> <tr><td>Me</td><td>C₅H₁₁</td><td>(87)</td></tr> <tr><td><i>n</i>-Pr</td><td><i>n</i>-Pr</td><td>(82)</td></tr> <tr><td>Me</td><td>(CH₂)₃CO₂Me</td><td>(81)</td></tr> <tr><td>Me</td><td>CH₂Bn</td><td>(80)</td></tr> </tbody> </table>	R ¹	R ²		Me	C ₅ H ₁₁	(87)	<i>n</i> -Pr	<i>n</i> -Pr	(82)	Me	(CH ₂) ₃ CO ₂ Me	(81)	Me	CH ₂ Bn	(80)	225																																																																													
R ¹	R ²																																																																																															
Me	C ₅ H ₁₁	(87)																																																																																														
<i>n</i> -Pr	<i>n</i> -Pr	(82)																																																																																														
Me	(CH ₂) ₃ CO ₂ Me	(81)																																																																																														
Me	CH ₂ Bn	(80)																																																																																														

TABLE IIA. ALIPHATIC KETONES (Continued)

Ketone	Amine	Conditions	Product(s) and Yield(s) (%)					Refs.	
			R	Time					
C ₇₋₁₃ 	NH ₂ OAc	Na(CN)BH ₃ , MeOH		<i>n</i> -Pr	72 h	(78)	847		
				<i>c</i> -C ₆ H ₁₁	6 d	(63)			
C ₇₋₁₇ 		1. Conc. HCl, MeOH 2. Na(CN)BH ₃ in MeOH, 16 h		NHR ³	R ¹	R ²	R ³	n	
				Me	Bu	Ph	1	(80)	1769
				Me	Bu	Ph	2	(85)	
				Me	<i>i</i> -Pr	Ph	3	(68)	
				Me	Bu	<i>i</i> -Pr	3	(79)	
				Me	Bu	Ph	3	(84)	
				Me	Ph	Ph	1	(66)	
				Et	Bu	Ph	2	(77)	
				Me	<i>c</i> -C ₆ H ₁₁	Ph	3	(49)	
				Me	Bn	Ph	3	(31)	
				Me	C ₁₂ H ₂₅	Ph	3	(69)	
C ₈ 	NH ₃ (l)/NH ₄ Br	(<i>R</i>)-PhCH(Me)NH ₂ •BH ₃ , MeOH, 48 h		(33)	1.1%	ee	330		
	"	(<i>S</i>)-PhCH(Me)NH ₂ •BH ₃ , MeOH, 48 h	"	(28)	1.6%	ee	330		
		Na(CN)BH ₃ , Aliquat 336, CH ₂ Cl ₂		(73)			42		
		Bu ₄ N(CN)BH ₃ , CH ₂ Cl ₂		(31)			42		
	"	Na(CN)BH ₃ , MeCN, 48 h	"	(66)			42		
	"	Na(CN)BH ₃ , Aliquat 336, CH ₂ Cl ₂	"	(61)			42		
		1. H ₂ O:MeOH (1:4), NaOH, pH 6 2. Na(CN)BH ₃ , HCl (5 N), pH 5-6, 5 h		(11)			492		
		1. KOH, MeOH, 30 min 2. Na(CN)BH ₃ in MeOH, 30 min 3. 4-19 h		<i>cis</i> (96) <i>trans</i> (73)			1793		
	NH ₂ OAc	Na(CN)BH ₃ , MeOH, 4 d		R ¹	R ²		1794		
				H	H	(60)			
				H	F	(84)			
				F	F	(76)			
		Na(CN)BH ₃ , MeOH		R			1795		
				H		(67)			
				Me		(73)			
		NaBH(OAc) ₃ , HOAc, THF		(-)			1796		
C _{8,9} 		1. HOAc, MS 4 Å THF, 10 min 2. Na(CN)BH ₃ , 24 h		I	II	III	757		
				R ¹	R ²	R ³			
				Et	<i>n</i> -Pr	Bn	-15° (76)	87:13 (3)	
				<i>i</i> -Pr	<i>i</i> -Pr	allyl	-15° (40)	85:15 (20)	
				<i>i</i> -Pr	<i>i</i> -Pr	Bn	0° (75)	92:8 (3)	
C ₉ 		1. KOH pellets, MeOH 2. Na(CN)BH ₃ , 1 h 3. KOH, 3 d		(38)			1797		

TABLE II. ALIPHATIC KETONES (Continued)

Ketone	Amine	Conditions	Product(s) and Yield(s) (%)	Refs.
		1. HCl (5 N), MeOH 2. Li(CN)BH ₃ , 72 h	(77)	19
	 R = <i>n</i> -Pr, <i>c</i> -C ₃ H ₅ , allyl	NaBH(OAc) ₃	(—)	1798
		1. Ti(OPr- <i>i</i>) ₄ (2 M), pentane, Et ₂ O, 0°, 1 h 2. TiCl ₄ (2 M), pentane, 0°, 30 min 3. BH ₃ •SMe ₂ , 0° to rt, 14 h	 R ¹ R ² H <i>i</i> -Pr (54) —(CH ₂) ₄ — (43)	333
		Na(CN)BD ₃ , MeOH	(—)	134
		Na(CN)BH ₃	(—)	498
		NaBH(OAc) ₃ , DCE, 30 h	(80)	21
		1. MeOH:H ₂ O (100:7), 50°, 7 h 2. NaBH ₄ , 20°, 15 min 3. 1 h, 25° 4. Reflux, 1 h	(49)	1799
		Na(CN)BH ₃ , MS 3 Å, MeOH, overnight	 X S (60) CH ₂ (42)	794
		1. Ti(OPr- <i>i</i>) ₄ , 6-7 h 2. NaBH ₄ , EtOH (abs), 12-13 h	 R ¹ R ² Et Et (75) —(CH ₂) ₄ — (72) —(CH ₂) ₂ O(CH ₂) ₂ — (75) —(CH ₂) ₅ — (72)	200
		1. HCl (6.5 N) in MeOH, dry MeOH 2. Na(CN)BH ₃ , MS 3 Å, 78 h	(69)	1800
		Na(CN)BH ₃ , HCl (20%) in EtOH, MeOH:acetone (5:1)	 <i>cis</i> (46), <i>trans</i> (77)	56
		Na(CN)BH ₃ , MeOH (abs)	(—)	1801
		Na(CN)BH ₃ , MeOH, 5 h	 R H (70) OH (65) OMe (65)	54
		Li(CN)BH ₃ , MeOH, 4-5 h	 R H (50) OMe (56)	53

TABLE IIA. ALIPHATIC KETONES (Continued)

Ketone	Amine	Conditions	Product(s) and Yield(s) (%)	Refs.																																												
		Na(CN)BH ₃ , MeOH, 48 h	 <table border="1"> <thead> <tr> <th>R¹</th> <th>R²</th> <th>R³</th> <th>R⁴</th> <th>Yield (%)</th> </tr> </thead> <tbody> <tr> <td>H</td> <td>H</td> <td>OMe</td> <td>OMe</td> <td>(82)</td> </tr> <tr> <td>H</td> <td>OMe</td> <td>OMe</td> <td>H</td> <td>(72)</td> </tr> <tr> <td>OMe</td> <td>H</td> <td>H</td> <td>H</td> <td>(73)</td> </tr> <tr> <td>OMe</td> <td>H</td> <td>OMe</td> <td>OMe</td> <td>(75)</td> </tr> <tr> <td>OMe</td> <td>OMe</td> <td>OMe</td> <td>H</td> <td>(81)</td> </tr> </tbody> </table>	R ¹	R ²	R ³	R ⁴	Yield (%)	H	H	OMe	OMe	(82)	H	OMe	OMe	H	(72)	OMe	H	H	H	(73)	OMe	H	OMe	OMe	(75)	OMe	OMe	OMe	H	(81)	1802														
R ¹	R ²	R ³	R ⁴	Yield (%)																																												
H	H	OMe	OMe	(82)																																												
H	OMe	OMe	H	(72)																																												
OMe	H	H	H	(73)																																												
OMe	H	OMe	OMe	(75)																																												
OMe	OMe	OMe	H	(81)																																												
C ₁₀ 		Na(CN)BH ₃ , MeOH, 5 h	(28)	1397																																												
	NH ₄ OAc	1. Dry MeOH 2. Na(CN)BH ₃ , 48 h	 <table border="1"> <thead> <tr> <th>R</th> <th>n</th> <th>Yield (%)</th> </tr> </thead> <tbody> <tr> <td>Me</td> <td>1</td> <td>(73)</td> </tr> <tr> <td>Et</td> <td>0</td> <td>(43)</td> </tr> </tbody> </table>	R	n	Yield (%)	Me	1	(73)	Et	0	(43)	1803																																			
R	n	Yield (%)																																														
Me	1	(73)																																														
Et	0	(43)																																														
		NaBH(OAc) ₃	(—)	1798																																												
		Li(CN)BH ₃ ·2 dioxane, MeOH, 0°, 5-12 h	(67) 55	55																																												
		Na(CN)BH ₃ , MS 3 Å, MeOH, overnight	 <table border="1"> <thead> <tr> <th>R</th> <th>X</th> <th>Yield (%)</th> </tr> </thead> <tbody> <tr> <td>Ph</td> <td>S</td> <td>(60)</td> </tr> <tr> <td>4-FC₆H₄</td> <td>S</td> <td>(55)</td> </tr> <tr> <td>Ph</td> <td>CH₂</td> <td>(40)</td> </tr> </tbody> </table>	R	X	Yield (%)	Ph	S	(60)	4-FC ₆ H ₄	S	(55)	Ph	CH ₂	(40)	794																																
R	X	Yield (%)																																														
Ph	S	(60)																																														
4-FC ₆ H ₄	S	(55)																																														
Ph	CH ₂	(40)																																														
		1. Ti(OPr- <i>i</i>) ₄ , NEt ₃ , EtOH (abs), 9-10 h 2. NaBH ₄ , 10 h	(75)	192																																												
		Na(CN)BH ₃ , MS 3 Å, MeOH, overnight	 <table border="1"> <thead> <tr> <th>R¹</th> <th>R²</th> <th>X</th> <th>Yield (%)</th> </tr> </thead> <tbody> <tr> <td>Ph</td> <td>Ph</td> <td>S</td> <td>(65)</td> </tr> <tr> <td>Ph</td> <td>2-FC₆H₄</td> <td>S</td> <td>(50)</td> </tr> <tr> <td>4-FC₆H₄</td> <td>4-FC₆H₄</td> <td>S</td> <td>(60)</td> </tr> <tr> <td>4-ClC₆H₄</td> <td>4-ClC₆H₄</td> <td>S</td> <td>(70)</td> </tr> <tr> <td>Ph</td> <td>2-MeOC₆H₄</td> <td>S</td> <td>(70)</td> </tr> <tr> <td>Ph</td> <td>Ph</td> <td>CH₂</td> <td>(45)</td> </tr> </tbody> </table>	R ¹	R ²	X	Yield (%)	Ph	Ph	S	(65)	Ph	2-FC ₆ H ₄	S	(50)	4-FC ₆ H ₄	4-FC ₆ H ₄	S	(60)	4-ClC ₆ H ₄	4-ClC ₆ H ₄	S	(70)	Ph	2-MeOC ₆ H ₄	S	(70)	Ph	Ph	CH ₂	(45)	794																
R ¹	R ²	X	Yield (%)																																													
Ph	Ph	S	(65)																																													
Ph	2-FC ₆ H ₄	S	(50)																																													
4-FC ₆ H ₄	4-FC ₆ H ₄	S	(60)																																													
4-ClC ₆ H ₄	4-ClC ₆ H ₄	S	(70)																																													
Ph	2-MeOC ₆ H ₄	S	(70)																																													
Ph	Ph	CH ₂	(45)																																													
		Na(CN)BH ₃ , MeOH, 24 h	(—) <table border="1"> <thead> <tr> <th>R¹</th> <th>R²</th> <th>R³</th> <th>Yield (%)</th> </tr> </thead> <tbody> <tr> <td>2-OMe</td> <td>H</td> <td>H</td> <td>1804,</td> </tr> <tr> <td>3-OMe</td> <td>H</td> <td>H</td> <td>1805</td> </tr> <tr> <td>4-OMe</td> <td>H</td> <td>H</td> <td></td> </tr> <tr> <td>2-OMe</td> <td>Me</td> <td>H</td> <td></td> </tr> <tr> <td>3-OMe</td> <td>Me</td> <td>H</td> <td></td> </tr> <tr> <td>4-OMe</td> <td>Me</td> <td>H</td> <td></td> </tr> <tr> <td>4-OMe</td> <td>Et</td> <td>H</td> <td></td> </tr> <tr> <td>4-OMe</td> <td>Me</td> <td>Me</td> <td></td> </tr> <tr> <td>4-OMe</td> <td><i>n</i>-Pr</td> <td>H</td> <td></td> </tr> <tr> <td>4-OMe</td> <td><i>i</i>-Pr</td> <td>H</td> <td></td> </tr> </tbody> </table>	R ¹	R ²	R ³	Yield (%)	2-OMe	H	H	1804,	3-OMe	H	H	1805	4-OMe	H	H		2-OMe	Me	H		3-OMe	Me	H		4-OMe	Me	H		4-OMe	Et	H		4-OMe	Me	Me		4-OMe	<i>n</i> -Pr	H		4-OMe	<i>i</i> -Pr	H		1804, 1805
R ¹	R ²	R ³	Yield (%)																																													
2-OMe	H	H	1804,																																													
3-OMe	H	H	1805																																													
4-OMe	H	H																																														
2-OMe	Me	H																																														
3-OMe	Me	H																																														
4-OMe	Me	H																																														
4-OMe	Et	H																																														
4-OMe	Me	Me																																														
4-OMe	<i>n</i> -Pr	H																																														
4-OMe	<i>i</i> -Pr	H																																														

TABLE IIIA. ALIPHATIC KETONES (Continued)

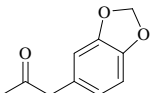
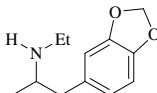
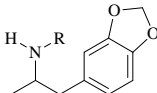
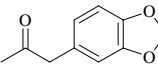
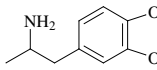
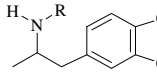
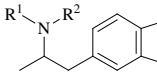
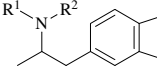
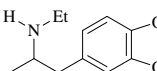
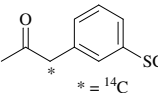
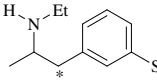
Ketone	Amine	Conditions	Product(s) and Yield(s) (%)	Refs.
	$\begin{array}{c} \text{Et} \\ \\ \text{H}-\text{N} \\ \\ \text{H} \end{array}$ (70% aq)	1. Reflux, 30 min 2. NaBH ₄ , 25°, 10 min 3. Reflux, 30 min	 (31)	1806
	$\begin{array}{c} \text{R} \\ \\ \text{H}-\text{N} \\ \\ \text{H} \end{array}$	1. Na(CN)BH ₃ , glacial HOAc, MeCN, 2 h 2. Glacial HOAc, 30 min	 $\frac{\text{R}}{\text{---}}$ <i>n</i> -Pr (42) <i>i</i> -Pr (63) <i>n</i> -Bu (10) <i>i</i> -Bu (9) <i>s</i> -Bu (46)	1806
	NH ₄ OAc	Na(CN)BH ₃ , HCl (12 N), MeOH, pH 7, 36 h	 (31)	480
	NH ₄ OAc	Na(CN)BH ₃ , HCl, pH 6-7, MeOH, 72 h	" (31)	511
	$\begin{array}{c} \text{R} \\ \\ \text{H}-\text{N} \\ \\ \text{H} \end{array}$	Na(CN)BH ₃ , HCl, pH 6-7, MeOH, 72 h	 $\frac{\text{R}}{\text{---}}$ OH (17) Me (12)	511
	$\begin{array}{c} \text{R}^2 \\ \\ \text{H}-\text{N} \cdot \text{HCl} \\ \\ \text{R}^1 \end{array}$	Na(CN)BH ₃ , HCl, methyl red, MeOH	 $\frac{\text{R}^1 \quad \text{R}^2}{\text{---}}$ (-) H H H OH H Me Me Me H Et H <i>n</i> -Pr H <i>i</i> -Pr	748
	$\begin{array}{c} \text{R}^1 \\ \\ \text{H}-\text{N} \\ \\ \text{R}^2 \end{array}$	Na(CN)BH ₃ , HCl (12 N), MeOH, pH 7, 36 h	 $\frac{\text{R}^1 \quad \text{R}^2}{\text{---}}$ H OH (31) H Me (74) H OMe (28) H Et (68) H CH ₂ CN (21) H (CH ₂) ₂ OH (35) Me Me (27) H <i>n</i> -Pr (52) H <i>i</i> -Pr (25) H (CH ₂) ₂ OMe (72) H CH ₂ C=CH (39) H CH ₂ CH=CH ₂ (39) H <i>n</i> -Bu (26) H <i>i</i> -Bu (64) H CH ₂ C ₃ H ₅ - <i>c</i> (15) H NBu- <i>t</i> (3) H <i>n</i> -C ₅ H ₁₁ (7) H <i>n</i> -C ₆ H ₁₃ (38) H <i>n</i> -C ₈ H ₁₇ (61) H Bn (13)	480
	$\begin{array}{c} \text{Et} \\ \\ \text{H}-\text{N} \\ \\ \text{H} \end{array}$ (70% aq)	1. Reflux, 30 min 2. NaBH ₄ , 10 min 3. Reflux, 1 h	 (31)	1807
 * = ¹⁴ C	$\begin{array}{c} \text{Et} \\ \\ \text{H}-\text{N} \\ \\ \text{H} \end{array}$	1. MS 3 Å, dry MeOH, 2 h 2. NaBH ₄ , 1 h	 (78)	168

TABLE II. ALIPHATIC KETONES (Continued)

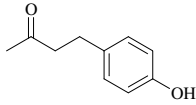
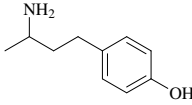
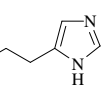
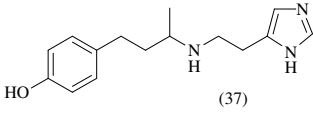
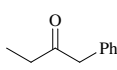
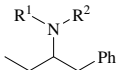
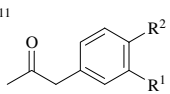
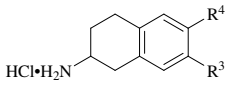
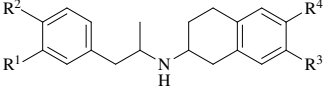
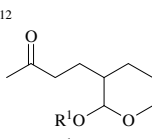
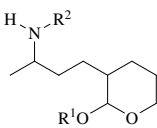
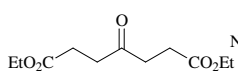
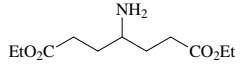
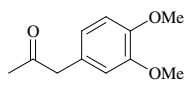
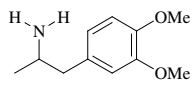
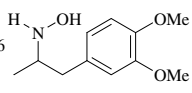
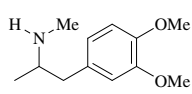
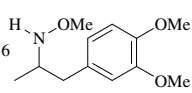
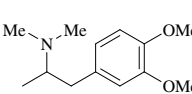
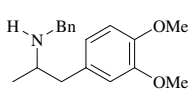
Ketone	Amine	Conditions	Product(s) and Yield(s) (%)	Refs.
	NH ₄ OAc	Na(CN)BH ₃	 (—)	1808
	HCl•H ₂ N-CH ₂ -CH ₂ - 	1. NaOAc, MS 3 Å, MeOH, 45 min 2. Na(CN)BH ₃ , 1.5 h	 (37)	1221
	H-N(R ¹)(R ²)	1. Ti(OPr- <i>i</i>) ₄ , 6-7 h 2. NaBH ₄ , EtOH (abs), 12-13 h	 $\frac{R^1}{R^2}$ —(CH ₂) ₄ — (75) —(CH ₂) ₂ O(CH ₂) ₂ — (73) —(CH ₂) ₅ — (72)	200
	HCl•H ₂ N-CH ₂ -CH ₂ - 	Na(CN)BH ₃ , MeOH, 3 d	 $\frac{R^1}{R^2} \frac{R^3}{R^4}$ H OMe H OMe (22) H OMe OMe OMe (89) OMe OMe H OMe (14)	1809
	H-N(R ²)(R ¹) $\frac{R^1}{Me}$ <i>i</i> -Pr	NaBH(OAc) ₃ , HOAc DCE, overnight	 (—)	1810
	NH ₄ OAc	Na(CN)BH ₃ , HOAc, pH 5, MeOH	 (44)	1811
	NH ₄ OAc	Na(CN)BH ₃ , MeOH, 8 h	 (45)	491
	H-N(OH)(H)-HCl	1. KOH (6 N), MeOH (30% aq), pH 6 2. Na(CN)BH ₃ , 3 h	 (66)	491
	H-N(Me)(H)	Na(CN)BH ₃ , MS 3 Å, HCl (4.2 N) in MeOH, MeOH (abs), 72 h	 (92)	491
	"	1. NaBH ₄ , MeOH, 0-10°, 20 min 2. 25°, 1 h	" (72)	652
	H-N(OMe)(H)-HCl	1. KOH (5%), H ₂ O:MeOH (1:5), pH 6 2. Na(CN)BH ₃ , HCl (5%), pH 5-6, 3 h	 (50)	491
	H-N(Me)(Me)-HCl	Na(CN)BH ₃ , MeOH, 72 h	 (58)	652
	H-N(Bn)(H)	Na(CN)BH ₃ , HCl (5 N) in MeOH, pH 7, MeOH, 36 h	 (92)	652

TABLE IIIA. ALIPHATIC KETONES (Continued)

Ketone	Amine	Conditions	Product(s) and Yield(s) (%)	Refs.																					
		Na(CN)BH ₃ , MeOH, 2-3 d	 <table border="1"> <thead> <tr> <th>n</th> <th>R¹</th> <th>R²</th> <th>Yield (%)</th> </tr> </thead> <tbody> <tr> <td>2</td> <td>H</td> <td>OH</td> <td>(90)</td> </tr> <tr> <td>1</td> <td>OMe</td> <td>OMe</td> <td>(60)</td> </tr> <tr> <td>2</td> <td>OMe</td> <td>OMe</td> <td>(60)</td> </tr> <tr> <td>1</td> <td>OBn</td> <td>OBn</td> <td>(65)</td> </tr> </tbody> </table>	n	R ¹	R ²	Yield (%)	2	H	OH	(90)	1	OMe	OMe	(60)	2	OMe	OMe	(60)	1	OBn	OBn	(65)	1405, 1809	
n	R ¹	R ²	Yield (%)																						
2	H	OH	(90)																						
1	OMe	OMe	(60)																						
2	OMe	OMe	(60)																						
1	OBn	OBn	(65)																						
		Na(CN)BH ₃ , conc. HCl, pH 6, warming, MeOH, 8 h	 <table border="1"> <thead> <tr> <th>R</th> <th>Yield (%)</th> </tr> </thead> <tbody> <tr> <td>2,6-(MeO)₂C₆H₃</td> <td>(17)</td> </tr> <tr> <td>3,5-(MeO)₂C₆H₃</td> <td>(39)</td> </tr> <tr> <td>2,4-(MeO)₂C₆H₃</td> <td>(24)</td> </tr> </tbody> </table>	R	Yield (%)	2,6-(MeO) ₂ C ₆ H ₃	(17)	3,5-(MeO) ₂ C ₆ H ₃	(39)	2,4-(MeO) ₂ C ₆ H ₃	(24)	1812													
R	Yield (%)																								
2,6-(MeO) ₂ C ₆ H ₃	(17)																								
3,5-(MeO) ₂ C ₆ H ₃	(39)																								
2,4-(MeO) ₂ C ₆ H ₃	(24)																								
		Na(CN)BH ₃ , MeOH, 24 h	 (—)	1813																					
		Na(CN)BH ₃ , MeOH, 48 h	 <table border="1"> <thead> <tr> <th>R¹</th> <th>R²</th> <th>Yield (%)</th> </tr> </thead> <tbody> <tr> <td>H</td> <td>OMe</td> <td>(86)</td> </tr> <tr> <td>OMe</td> <td>Me</td> <td>(37)</td> </tr> </tbody> </table>	R ¹	R ²	Yield (%)	H	OMe	(86)	OMe	Me	(37)	1405												
R ¹	R ²	Yield (%)																							
H	OMe	(86)																							
OMe	Me	(37)																							
		1. Glacial HOAc, pH 5-6, MeOH 2. Na(CN)BH ₃ , 24 h	 <table border="1"> <thead> <tr> <th>R</th> <th>I</th> <th>II</th> </tr> </thead> <tbody> <tr> <td>H</td> <td>(54)</td> <td>(36)</td> </tr> <tr> <td>4-OMe</td> <td>(47)</td> <td>(19)</td> </tr> <tr> <td>5-OMe</td> <td>(50)</td> <td>(24)</td> </tr> <tr> <td>6-OMe</td> <td>(53)</td> <td>(37)</td> </tr> <tr> <td>4-OBn</td> <td>(64)</td> <td>(35)</td> </tr> <tr> <td>5-OBn</td> <td>(64)</td> <td>(33)</td> </tr> </tbody> </table>	R	I	II	H	(54)	(36)	4-OMe	(47)	(19)	5-OMe	(50)	(24)	6-OMe	(53)	(37)	4-OBn	(64)	(35)	5-OBn	(64)	(33)	1814
R	I	II																							
H	(54)	(36)																							
4-OMe	(47)	(19)																							
5-OMe	(50)	(24)																							
6-OMe	(53)	(37)																							
4-OBn	(64)	(35)																							
5-OBn	(64)	(33)																							
		1. Glacial HOAc, pH 5-6, MeOH 2. Na(CN)BH ₃ , 24 h	 <table border="1"> <thead> <tr> <th>R</th> <th>I</th> <th>II</th> </tr> </thead> <tbody> <tr> <td>H</td> <td>(43)</td> <td>(19)</td> </tr> <tr> <td>4-OMe</td> <td>(43)</td> <td>(19)</td> </tr> <tr> <td>5-OMe</td> <td>(36)</td> <td>(19)</td> </tr> <tr> <td>6-OMe</td> <td>(55)</td> <td>(37)</td> </tr> <tr> <td>4-OBn</td> <td>(44)</td> <td>(28)</td> </tr> <tr> <td>5-OBn</td> <td>(37)</td> <td>(18)</td> </tr> </tbody> </table>	R	I	II	H	(43)	(19)	4-OMe	(43)	(19)	5-OMe	(36)	(19)	6-OMe	(55)	(37)	4-OBn	(44)	(28)	5-OBn	(37)	(18)	1814
R	I	II																							
H	(43)	(19)																							
4-OMe	(43)	(19)																							
5-OMe	(36)	(19)																							
6-OMe	(55)	(37)																							
4-OBn	(44)	(28)																							
5-OBn	(37)	(18)																							
		1. TiCl ₄ (1 M) in CH ₂ Cl ₂ , TEA, 18 h 2. Na(CN)BH ₃ (1.25 M) in MeOH, 15 min	 (65)	81																					
		1. NaOMe, MeOH (anhyd) 2. Na(CN)BH ₃ , 0° 3. 20°, 7 d	 (15)	649																					

TABLE IIIA. ALIPHATIC KETONES (Continued)

Ketone	Amine	Conditions	Product(s) and Yield(s) (%)	Refs.
	 40% in MeOH	1. MeOH, 3 h 2. NaBH ₄ , MeOH, 0-25°, 3 h	 (20)	185
		1. C ₆ H ₆ , overnight 2. NaBH ₄ , MeOH, 0-25°, 3 h	 R <u> </u> <i>i</i> -Pr (45) <i>n</i> -Bu (50) Bn (47)	185
		1. ZnI ₂ , HCl in MeOH, MeOH, 24 h 2. Na(CN)BH ₃ , 24 h	 (31)	126
	 R = Me, allyl	Na(CN)BH ₃ , MeOH, 25°	 (70-95)	1815
		Na(CN)BH ₃ , HCl (5 N) in MeOH, 5 d	 (82)	1816
		NaBH(OAc) ₃ , HOAc, DCE	 (85)	1817
	 R = Pr, <i>c</i> -C ₃ H ₅ , allyl	NaBH(OAc) ₃	 (—)	1798
		1. Ti(OPr- <i>i</i>) ₄ , TEA, EtOH (abs), 12 h 2. NaBH ₄ , 12 h	 R <u> </u> H (80) Me (93)	199
		1. Ti(OPr- <i>i</i>) ₄ , 25°, 5-6 h 2. NaBH ₄ , EtOH (abs), 12-13 h	 R <u> </u> (CH ₂) ₂ OH (80) (CH ₂) ₃ OH (85) <i>n</i> -Bu (90) <i>t</i> -Bu (80) <i>c</i> -C ₆ H ₁₁ (80)	199
		Na(CN)BH ₃ , MeOH, 48 h	 R <u> </u> OCONHC ₆ H _{11-c} (42) OCONHCOC ₆ H ₄ Me-4 (75)	1818

TABLE IIIA. ALIPHATIC KETONES (Continued)

Ketone	Amine	Conditions	Product(s) and Yield(s) (%)	Refs.																																																
C ₁₂₋₂₁ 		1. Na(CN)BH ₃ (1-4 eq), 10% HOAc in MeOH, pH 5-7 2. 50°, 1-3 d	 <table border="1"> <thead> <tr> <th>n</th> <th>R</th> <th>Yield (%)</th> </tr> </thead> <tbody> <tr><td>2</td><td>NHCO₂Bn</td><td>(47)</td></tr> <tr><td>3</td><td>NHCO₂C₆H_{11-c}</td><td>(90)</td></tr> <tr><td>2</td><td>NHCOC₆H₄Me-2</td><td>(84)</td></tr> <tr><td>2</td><td>NHCOC₆H₄Me-4</td><td>(86)</td></tr> <tr><td>3</td><td>NHCO₂Bn</td><td>(79)</td></tr> <tr><td>3</td><td>NHCOC₆H₄Me-2</td><td>(46)</td></tr> <tr><td>3</td><td>NHCOC₆H₄Me-4</td><td>(44)</td></tr> <tr><td>4</td><td>NHCO₂Bn</td><td>(32)</td></tr> <tr><td>4</td><td>NHCOC₆H₄Me-2</td><td>(54)</td></tr> <tr><td>4</td><td>NHCOC₆H₄Me-4</td><td>(33)</td></tr> <tr><td>4</td><td>NHCONHC₆H₄Me-4</td><td>(37)</td></tr> <tr><td>5</td><td>NHCO₂Bn</td><td>(55)</td></tr> <tr><td>5</td><td>NHCOC₆H₄Me-2</td><td>(60)</td></tr> <tr><td>5</td><td>NHCOC₆H₄Me-4</td><td>(58)</td></tr> <tr><td>4</td><td>NHCONH[Ph(Ac)GlyNHMe]</td><td>(25)</td></tr> </tbody> </table>	n	R	Yield (%)	2	NHCO ₂ Bn	(47)	3	NHCO ₂ C ₆ H _{11-c}	(90)	2	NHCOC ₆ H ₄ Me-2	(84)	2	NHCOC ₆ H ₄ Me-4	(86)	3	NHCO ₂ Bn	(79)	3	NHCOC ₆ H ₄ Me-2	(46)	3	NHCOC ₆ H ₄ Me-4	(44)	4	NHCO ₂ Bn	(32)	4	NHCOC ₆ H ₄ Me-2	(54)	4	NHCOC ₆ H ₄ Me-4	(33)	4	NHCONHC ₆ H ₄ Me-4	(37)	5	NHCO ₂ Bn	(55)	5	NHCOC ₆ H ₄ Me-2	(60)	5	NHCOC ₆ H ₄ Me-4	(58)	4	NHCONH[Ph(Ac)GlyNHMe]	(25)	1819
n	R	Yield (%)																																																		
2	NHCO ₂ Bn	(47)																																																		
3	NHCO ₂ C ₆ H _{11-c}	(90)																																																		
2	NHCOC ₆ H ₄ Me-2	(84)																																																		
2	NHCOC ₆ H ₄ Me-4	(86)																																																		
3	NHCO ₂ Bn	(79)																																																		
3	NHCOC ₆ H ₄ Me-2	(46)																																																		
3	NHCOC ₆ H ₄ Me-4	(44)																																																		
4	NHCO ₂ Bn	(32)																																																		
4	NHCOC ₆ H ₄ Me-2	(54)																																																		
4	NHCOC ₆ H ₄ Me-4	(33)																																																		
4	NHCONHC ₆ H ₄ Me-4	(37)																																																		
5	NHCO ₂ Bn	(55)																																																		
5	NHCOC ₆ H ₄ Me-2	(60)																																																		
5	NHCOC ₆ H ₄ Me-4	(58)																																																		
4	NHCONH[Ph(Ac)GlyNHMe]	(25)																																																		
C ₁₃ 	NH ₄ NO ₃	Na(CN)BH ₃ , MeOH, 3 d		1820																																																
	NH ₄ OAc	Na(CN)BH ₃ , dry MeOH, 48 h		382																																																
	NH ₄ OAc	Na(CN)BH ₃ , MS 3 Å, MeOH, 24 h		1821																																																
	H ₂ N-CH ₂ -CH ₂ -OTBDPS	Na(CN)BH ₃ , HCl-MeOH, pH 5.5		1822																																																
	HCl•HN (piperidine)	1. TiCl ₄ (1 M) in CH ₂ Cl ₂ , TEA, 18 h 2. Na(CN)BH ₃ (1.25 M) in MeOH, 15 min		81																																																
		1. TiCl ₄ (1 M) in CH ₂ Cl ₂ , TEA, 18 h 2. Na(CN)BH ₃ (1.25 M) in MeOH, 15 min		81																																																
		1. MS 4 Å, <i>p</i> -TsOH, MeOD, 2 h 2. Na(CN)BD ₃ , 24 h 3. Repeat 5 times		1100																																																
		Na(CN)BH ₃ , MS 4 Å, MeOH, 4 h		1823																																																
			<table border="1"> <thead> <tr> <th>R</th> <th>Yield (%)</th> </tr> </thead> <tbody> <tr><td>I</td><td>(-)</td></tr> <tr><td>¹²⁵I</td><td>(12)</td></tr> </tbody> </table>	R	Yield (%)	I	(-)	¹²⁵ I	(12)																																											
R	Yield (%)																																																			
I	(-)																																																			
¹²⁵ I	(12)																																																			

TABLE II. ALIPHATIC KETONES (Continued)

Ketone	Amine	Conditions	Product(s) and Yield(s) (%)	Refs.
C ₁₃₋₁₄ 	NH ₄ OAc	Na(CN)BH ₃ , MeOH, 3-4 d	 n 2 (61) 3 (88)	1824
C ₁₄ 	NH ₄ OAc	Na(CN)BH ₃ , MeOH, 48 h	 (83)	1825
	HCl•H ₂ N-CH ₂ -CH(OH)-C ₆ H ₄ -OH R	1. HOAc (10%) in MeOH, MeOH, 30 min 2. Na(CN)BH ₃ /MeOH, 1 h 3. 25°, 1 h 4. 2 h, reflux	 R H (60) OH (65)	1826
C ₁₄₋₂₂ 	NH ₄ OAc	1. MS 4 Å, MeOH, 2 h 2. Na(CN)BH ₃ , 4-24 h	 R n-Pr (78) (CH ₂) ₃ CH(OMe) ₂ (92) (CH ₂) ₁₀ Me (72)	408
C ₁₅ 	NH ₄ OAc	Na(CN)BH ₃ , MeOH, 48 h	 (—)	1827
	 (40% aq)	1. 80°, 1 h 2. NaBH ₄ , 20 min. 3. 1 h	 (—)	1827
	H ₂ N-CH ₂ -Ph	Na(CN)BH ₃ , HCl (5 M) in MeOH, MeOH (anhyd), 72 h	 (80)	1828
		NaBH(OAc) ₃ , HOAc, DCE	 R ¹ R ² C ₃ H ₇ C ₇ H ₁₅ (89) C ₆ H ₁₃ C ₄ H ₉ (87)	1829
	H ₂ N-CH ₂ -Ph	1. TiCl ₄ , dry C ₆ H ₆ , 0° to rt, overnight 2. NaBH ₄ , MeOH, 0° to rt, overnight	 n 1 (50) 2 (86)	185
C ₁₇ 	 Me +	1. MeOH, 2 h 2. Na(CN)BH ₃ , 2 d 3. Na(CN)BH ₃ , 8 d	 (68)	1830
C ₁₈ 	 H-N•HOAc H	Na(CN)BH ₃ , MeOH, 48 h	 (87)	1831
	H ₂ N-CH ₂ -CH ₂ -R	Na(CN)BH ₃ , MeOH, 72 h	 R 3,4-Cl ₂ C ₆ H ₃ (51) 3-MeOC ₆ H ₄ (35) 3,5-(MeO) ₂ C ₆ H ₃ (56)	1285
C ₁₈₋₁₉ 	N(CH ₂ CH ₂ NH ₂) ₃	1. HOAc, MeOH, 0.5 h 2. Na(CN)BH ₃ , 24 h	 R CONH ₂ (56) CO ₂ Me (50)	409
C ₁₉ 	NH ₄ OAc	Na(CN)BH ₃ , dry MeOH, reflux, 4 h	 (49)	1832

TABLE IIA. ALIPHATIC KETONES (Continued)

Ketone	Amine	Conditions	Product(s) and Yield(s) (%)	Refs.
	$\text{H}_2\text{N}-\text{CH}_2-\text{Ph}$	1. MS 4 Å, HOAc, THF, 0°, 15 min 2. $\text{Na}(\text{CN})\text{BH}_3$, -15°, 36 h		1085
C ₂₁				
	NH_4OAc	$\text{Na}(\text{CN})\text{BH}_3$, MeOH, CH_2Cl_2 , 68 h		1062
C ₂₄				
		1. HOAc, MeOH 2. $\text{Na}(\text{CN})\text{BH}_3$ in MeOH 3. 40°, 20 h		1833, 1834
C ₂₈				
	$\text{H}-\text{N}(\text{R})-\text{H} \cdot \text{HCl}$	1. NaOH (1 M) in MeOH, MeOH, 15 min 2. $\text{Na}(\text{CN})\text{BH}_3$ (0.3 M) in MeOH, 12 h	 R Me (45) $(\text{CH}_2)_3\text{OH}$ (38) <i>n</i> -Bu (67) $(\text{CH}_2)_3\text{NMe}_2$ (70)	742
C ₂₉				
	NH_4OAc	$\text{Na}(\text{CN})\text{BH}_3$, MeOH, 18 h		1835
C ₃₁				
	$\text{HCl} \cdot \text{H}_2\text{N}-\text{CH}_2-\text{CH}(\text{OH})-\text{Ar}$ Ar = 3,4-(HO) ₂ C ₆ H ₃	1. NaOAc buffer, MeOH, pH 5 2. $\text{Na}(\text{CN})\text{BH}_3$ in MeOH 3. 60°, 48 h		1833, 1834
C ₃₉				
	"	1. NaOAc buffer, MeOH, pH 5 2. $\text{Na}(\text{CN})\text{BH}_3$ in MeOH 3. 60°, 48 h		1833, 1834
C ₄₀				
	$\text{H}_2\text{N}-\text{CH}_2-\text{CH}_2-\text{OTBDMS}$	1. Bromothymol blue, methanolic HCl, pH 6, MeOH 2. $\text{Na}(\text{CN})\text{BH}_3$, methanolic HCl, pH 6, 24 h 3. $\text{Na}(\text{CN})\text{BH}_3$, MS 4 Å, methanolic HCl, pH 6		1125

TABLE II. ALIPHATIC KETONES (Continued)

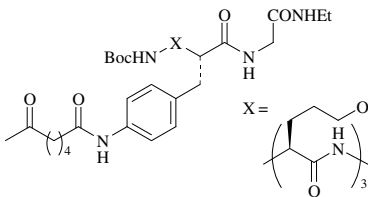
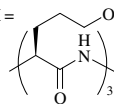
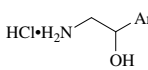
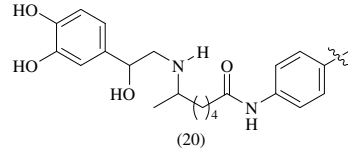
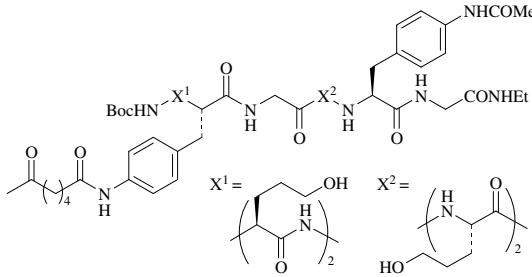
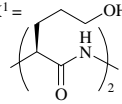
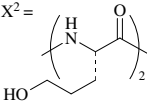
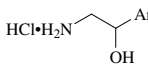
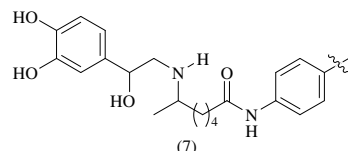
Ketone	Amine	Conditions	Product(s) and Yield(s) (%)	Refs.
 <p>X = </p>	 <p>Ar = 3,4-(HO)₂C₆H₃</p>	Na(CN)BH ₃ , MeOH, 45°, 56 h	 <p>(20)</p>	1836
 <p>X¹ =  X² = </p>	 <p>Ar = 3,4-(HO)₂C₆H₃</p>	Na(CN)BH ₃ , MeOH:HOAc (99:1), 45°, 52 h	 <p>(7)</p>	1836

TABLE IIB. α -HETEROATOM KETONES

Ketone	Amine	Conditions	Product(s) and Yield(s) (%)	Refs.																								
C ₃ 		Na(CN)BH ₃ , HOAc, MeOH, 110°, 15 min- 2 h	 R F (57) ¹⁸ F (—)	1789																								
C ₄₋₁₀ 		Me ₄ NBH(OAc) ₃ , HOAc, MS 4 Å, DCE, 8 h	 I + II <table border="1"> <thead> <tr> <th>R¹</th> <th>R²</th> <th>I:II</th> </tr> </thead> <tbody> <tr> <td>Me</td> <td>Bn</td> <td>(69) 72:28</td> </tr> <tr> <td><i>i</i>-Pr</td> <td>CH₂CH=CH₂</td> <td>(36) 91:9</td> </tr> <tr> <td><i>i</i>-Pr</td> <td>Bn</td> <td>(33) 93:7</td> </tr> <tr> <td><i>i</i>-Bu</td> <td>CH₂CH=CH₂</td> <td>(55) 93:7</td> </tr> <tr> <td><i>i</i>-Bu</td> <td>Bn</td> <td>(68) 92:8</td> </tr> <tr> <td>Bn</td> <td>Bn</td> <td>(57) 94:6</td> </tr> <tr> <td>CH₂C₆H_{11-c}</td> <td>Bn</td> <td>(56) 95:5</td> </tr> </tbody> </table>	R ¹	R ²	I:II	Me	Bn	(69) 72:28	<i>i</i> -Pr	CH ₂ CH=CH ₂	(36) 91:9	<i>i</i> -Pr	Bn	(33) 93:7	<i>i</i> -Bu	CH ₂ CH=CH ₂	(55) 93:7	<i>i</i> -Bu	Bn	(68) 92:8	Bn	Bn	(57) 94:6	CH ₂ C ₆ H _{11-c}	Bn	(56) 95:5	282
R ¹	R ²	I:II																										
Me	Bn	(69) 72:28																										
<i>i</i> -Pr	CH ₂ CH=CH ₂	(36) 91:9																										
<i>i</i> -Pr	Bn	(33) 93:7																										
<i>i</i> -Bu	CH ₂ CH=CH ₂	(55) 93:7																										
<i>i</i> -Bu	Bn	(68) 92:8																										
Bn	Bn	(57) 94:6																										
CH ₂ C ₆ H _{11-c}	Bn	(56) 95:5																										
C ₅ 		1. Ti(OP <i>i</i> -t) ₄ , NEt ₃ , EtOH, 9 h 2. NaBH ₄ , 7 h	 (77)	194																								
C ₆ 	NH ₄ OAc	Na(CN)BH ₃ , pH 6, MeOH	 (—)	1837																								

TABLE IIB. α -HETEROATOM KETONES (Continued)

Ketone	Amine	Conditions	Product(s) and Yield(s) (%)	Refs.										
		1. MS 3 Å, MeOH, reflux, 6 h 2. NaBH ₄ , rt, 4 h		167										
		1. MS 3 Å, MeOH, reflux, 6 h 2. NaBH ₄ , rt, 4 h		167										
		1. MS 3 Å, MeOH, reflux, 6 h 2. NaBH ₄ , rt, 4 h		167										
	NH ₄ OAc	Na(CN)BH ₃ , MS 3 Å, 0°, MeOH, 14 h		57										
		Na(CN)BH ₃ , MS 3 Å, MeOH, 14 h		57										
C ₆₋₁₀ 	NH ₄ OAc	Na(CN)BH ₃ , MeOH, 8 h	<table border="1"> <thead> <tr> <th>R</th> <th>I:II</th> </tr> </thead> <tbody> <tr> <td><i>i</i>-Pr</td> <td>88:12</td> </tr> <tr> <td><i>i</i>-Bu</td> <td>87:13</td> </tr> <tr> <td>Bn</td> <td>89:11</td> </tr> <tr> <td>CH₂C₆H₁₁-<i>c</i></td> <td>90:10</td> </tr> </tbody> </table>	R	I:II	<i>i</i> -Pr	88:12	<i>i</i> -Bu	87:13	Bn	89:11	CH ₂ C ₆ H ₁₁ - <i>c</i>	90:10	1007, 1838
R	I:II													
<i>i</i> -Pr	88:12													
<i>i</i> -Bu	87:13													
Bn	89:11													
CH ₂ C ₆ H ₁₁ - <i>c</i>	90:10													
C ₇ 		1. Bromocresol purple, pH 5, MeOH:HOAc (2:1) 2. Na(CN)BH ₃ , 10° 3. 25°, 40 h		1071, 1839										
	H ₂ N-CH ₂ -Ph	Na(CN)BH ₃ , HOAc, pH 6, MeOH, 6 h	<p>(55) I:II = 1:1</p>	1840										
		NaBH ₄ , NaOAc, HOAc, THF:MeOH(5:2)		740										
		1. Na ₂ SO ₄ (anhyd), HOAc, 10-15 min 2. NaBH(OAc) ₃ , 2 min 3. 15 min to 1 h		278										

TABLE IIB. α -HETEROATOM KETONES (Continued)

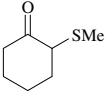
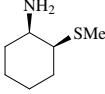
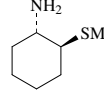


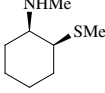
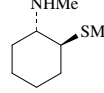


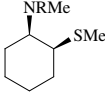
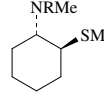
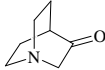
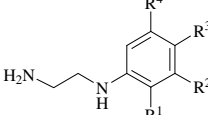
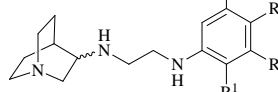
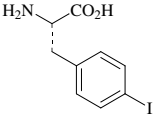
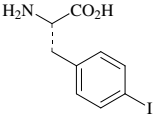
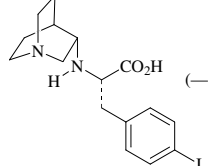
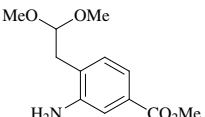
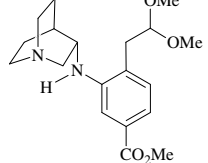
Ketone	Amine	Conditions	Product(s) and Yield(s) (%)	Refs.																																																																	
	NH ₄ OAc	1. MeOH, rt, 1 h 2. NaBH ₄	 +  I + II <table border="1"> <thead> <tr> <th>Temp</th> <th>I+II</th> <th>I:II</th> </tr> </thead> <tbody> <tr> <td>25°</td> <td>(36)</td> <td>76:24</td> </tr> <tr> <td>-15°</td> <td>(38)</td> <td>84:16</td> </tr> </tbody> </table>	Temp	I+II	I:II	25°	(36)	76:24	-15°	(38)	84:16	34																																																								
		Temp	I+II	I:II																																																																	
25°	(36)	76:24																																																																			
-15°	(38)	84:16																																																																			
		Na(CN)BH ₃ , MeOH	I + II <table border="1"> <thead> <tr> <th>Temp</th> <th>I+II</th> <th>I:II</th> </tr> </thead> <tbody> <tr> <td>25°</td> <td>(67)</td> <td>50:50</td> </tr> <tr> <td>-15°</td> <td>(64)</td> <td>57:43</td> </tr> </tbody> </table>	Temp	I+II	I:II	25°	(67)	50:50	-15°	(64)	57:43	34																																																								
Temp	I+II	I:II																																																																			
25°	(67)	50:50																																																																			
-15°	(64)	57:43																																																																			
		1. HCl (5 N)/MeOH, 1 h 2. NaBH ₄	 +  I + II <table border="1"> <thead> <tr> <th>Temp</th> <th>Time</th> <th>I+II</th> <th>I:II</th> </tr> </thead> <tbody> <tr> <td>25°</td> <td>5 min</td> <td>(62)</td> <td>80:20</td> </tr> <tr> <td>-15°</td> <td>2 h</td> <td>(90)</td> <td>84:16</td> </tr> </tbody> </table>	Temp	Time	I+II	I:II	25°	5 min	(62)	80:20	-15°	2 h	(90)	84:16	34																																																					
		Temp	Time	I+II	I:II																																																																
25°	5 min	(62)	80:20																																																																		
-15°	2 h	(90)	84:16																																																																		
		Na(CN)BH ₃ , HCl (5 N) in MeOH	 +  I + II <table border="1"> <thead> <tr> <th>R</th> <th>Temp</th> <th>Time</th> <th>I+II</th> <th>I:II</th> </tr> </thead> <tbody> <tr> <td>H</td> <td>25°</td> <td>2 d</td> <td>(60)</td> <td>63:37</td> </tr> <tr> <td>Me</td> <td>25°</td> <td>2 d</td> <td>(64)</td> <td>80:20</td> </tr> <tr> <td>H</td> <td>-15°</td> <td>5 d</td> <td>(65)</td> <td>72:28</td> </tr> </tbody> </table>	R	Temp	Time	I+II	I:II	H	25°	2 d	(60)	63:37	Me	25°	2 d	(64)	80:20	H	-15°	5 d	(65)	72:28	34																																													
		R	Temp	Time	I+II	I:II																																																															
		H	25°	2 d	(60)	63:37																																																															
		Me	25°	2 d	(64)	80:20																																																															
H	-15°	5 d	(65)	72:28																																																																	
		1. HOAc, pH 6, MeOH 2. Na(CN)BH ₃ , pH 6, reflux	 <table border="1"> <thead> <tr> <th>R¹</th> <th>R²</th> <th>R³</th> <th>R⁴</th> <th></th> </tr> </thead> <tbody> <tr> <td>H</td> <td>Cl</td> <td>H</td> <td>H</td> <td>(40)</td> </tr> <tr> <td>OMe</td> <td>H</td> <td>H</td> <td>Cl</td> <td>(62)</td> </tr> <tr> <td>H</td> <td>OMe</td> <td>H</td> <td>H</td> <td>(41)</td> </tr> <tr> <td>H</td> <td>Me</td> <td>H</td> <td>H</td> <td>(55)</td> </tr> <tr> <td>H</td> <td>H</td> <td>H</td> <td>H</td> <td>(51)</td> </tr> <tr> <td>H</td> <td>SMe</td> <td>Cl</td> <td>H</td> <td>(50)</td> </tr> <tr> <td>H</td> <td>CN</td> <td>H</td> <td>H</td> <td>(48)</td> </tr> <tr> <td>H</td> <td>Cl</td> <td>H</td> <td>Cl</td> <td>(64)</td> </tr> <tr> <td>H</td> <td>H</td> <td>H</td> <td>H</td> <td>(48)</td> </tr> <tr> <td>H</td> <td>CF₃</td> <td>H</td> <td>H</td> <td>(55)</td> </tr> <tr> <td>H</td> <td>NO₂</td> <td>H</td> <td>H</td> <td>(48)</td> </tr> <tr> <td>H</td> <td>Br</td> <td>H</td> <td>H</td> <td>(50)</td> </tr> </tbody> </table>	R ¹	R ²	R ³	R ⁴		H	Cl	H	H	(40)	OMe	H	H	Cl	(62)	H	OMe	H	H	(41)	H	Me	H	H	(55)	H	H	H	H	(51)	H	SMe	Cl	H	(50)	H	CN	H	H	(48)	H	Cl	H	Cl	(64)	H	H	H	H	(48)	H	CF ₃	H	H	(55)	H	NO ₂	H	H	(48)	H	Br	H	H	(50)	521
		R ¹	R ²	R ³	R ⁴																																																																
		H	Cl	H	H	(40)																																																															
		OMe	H	H	Cl	(62)																																																															
		H	OMe	H	H	(41)																																																															
		H	Me	H	H	(55)																																																															
		H	H	H	H	(51)																																																															
		H	SMe	Cl	H	(50)																																																															
		H	CN	H	H	(48)																																																															
		H	Cl	H	Cl	(64)																																																															
		H	H	H	H	(48)																																																															
		H	CF ₃	H	H	(55)																																																															
		H	NO ₂	H	H	(48)																																																															
H	Br	H	H	(50)																																																																	
		Na(CN)BH ₃	 (—)	1074																																																																	
			1. Na ₂ SO ₄ (anhyd), HOAc, 10-15 min 2. NaBH(OAc) ₃ , 2 min 3. 15 min to 1 h	 (64)	278																																																																

TABLE IIB. α -HETEROATOM KETONES (Continued)

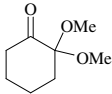
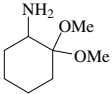
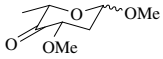

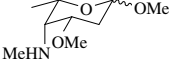
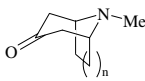
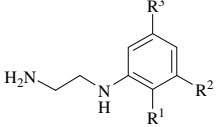
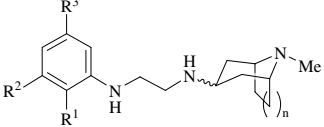
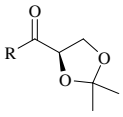

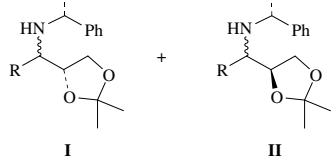

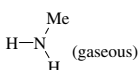
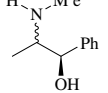

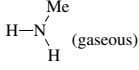
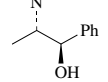

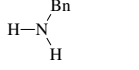
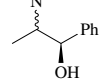

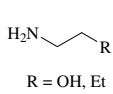
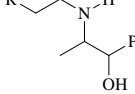
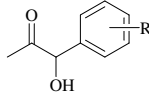
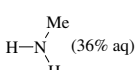
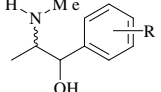
Ketone	Amine	Conditions	Product(s) and Yield(s) (%)	Refs.																																																																
	NH ₄ OAc	Na(CN)BH ₃ , pH 6, MeOH	 (77)	1837																																																																
		1. HOAc, THF, EtOH, 3 h 2. NaBH ₄ , 10-25°, 1.5 h	 (—)	1841																																																																
		1. HOAc, pH 6, MeOH 2. Na(CN)BH ₃ , reflux, 8 h		521																																																																
			<table border="1"> <thead> <tr> <th>R¹</th> <th>R²</th> <th>R³</th> <th>n</th> <th>endo</th> <th>exo</th> </tr> </thead> <tbody> <tr> <td>H</td> <td>Cl</td> <td>H</td> <td>1</td> <td>(40)</td> <td>(20)</td> </tr> <tr> <td>OMe</td> <td>H</td> <td>Cl</td> <td>1</td> <td>(47)</td> <td>(—)</td> </tr> <tr> <td>H</td> <td>H</td> <td>H</td> <td>1</td> <td>(45)</td> <td>(—)</td> </tr> <tr> <td>H</td> <td>Cl</td> <td>H</td> <td>2</td> <td>(42)</td> <td>(20)</td> </tr> <tr> <td>H</td> <td>H</td> <td>H</td> <td>2</td> <td>(48)</td> <td>(—)</td> </tr> <tr> <td>OMe</td> <td>H</td> <td>Cl</td> <td>2</td> <td>(56)</td> <td>(—)</td> </tr> </tbody> </table>	R ¹	R ²	R ³	n	endo	exo	H	Cl	H	1	(40)	(20)	OMe	H	Cl	1	(47)	(—)	H	H	H	1	(45)	(—)	H	Cl	H	2	(42)	(20)	H	H	H	2	(48)	(—)	OMe	H	Cl	2	(56)	(—)																							
R ¹	R ²	R ³	n	endo	exo																																																															
H	Cl	H	1	(40)	(20)																																																															
OMe	H	Cl	1	(47)	(—)																																																															
H	H	H	1	(45)	(—)																																																															
H	Cl	H	2	(42)	(20)																																																															
H	H	H	2	(48)	(—)																																																															
OMe	H	Cl	2	(56)	(—)																																																															
		HOAc, MS 4 Å		1842																																																																
			<table border="1"> <thead> <tr> <th>R</th> <th>Stereochemistry</th> <th>Reducing agent</th> <th>Solvent</th> <th>I (anti)</th> <th>I (syn)</th> <th>II (anti)</th> <th>II (syn)</th> </tr> </thead> <tbody> <tr> <td>Et</td> <td><i>rac</i></td> <td>NMe₄BH(OAc)₃</td> <td>DCE</td> <td>(64)</td> <td>(9)</td> <td>(3)</td> <td>(24)</td> </tr> <tr> <td><i>n</i>-Bu</td> <td><i>rac</i></td> <td>Na(CN)BH₃</td> <td>MeOH</td> <td>(7)</td> <td>(4)</td> <td>(35)</td> <td>(54)</td> </tr> <tr> <td><i>n</i>-Bu</td> <td><i>rac</i></td> <td>NMe₄BH(OAc)₃</td> <td>MeCN</td> <td>(53)</td> <td>(10)</td> <td>(13)</td> <td>(24)</td> </tr> <tr> <td><i>n</i>-Bu</td> <td><i>rac</i></td> <td>NMe₄BH(OAc)₃</td> <td>DCE</td> <td>(54)</td> <td>(9)</td> <td>(10)</td> <td>(27)</td> </tr> <tr> <td><i>n</i>-Bu</td> <td><i>ent</i></td> <td>Na(CN)BH₃</td> <td>MeOH</td> <td>(62)</td> <td>(34)</td> <td>(2)</td> <td>(2)</td> </tr> <tr> <td><i>n</i>-Bu</td> <td><i>ent</i></td> <td>NMe₄BH(OAc)₃</td> <td>DCE</td> <td>(68)</td> <td>(10)</td> <td>(7)</td> <td>(15)</td> </tr> <tr> <td><i>i</i>-C₅H₁₁</td> <td><i>ent</i></td> <td>NMe₄BH(OAc)₃</td> <td>DCE</td> <td>(57)</td> <td>(—)</td> <td>(—)</td> <td>(—)</td> </tr> </tbody> </table>	R	Stereochemistry	Reducing agent	Solvent	I (anti)	I (syn)	II (anti)	II (syn)	Et	<i>rac</i>	NMe ₄ BH(OAc) ₃	DCE	(64)	(9)	(3)	(24)	<i>n</i> -Bu	<i>rac</i>	Na(CN)BH ₃	MeOH	(7)	(4)	(35)	(54)	<i>n</i> -Bu	<i>rac</i>	NMe ₄ BH(OAc) ₃	MeCN	(53)	(10)	(13)	(24)	<i>n</i> -Bu	<i>rac</i>	NMe ₄ BH(OAc) ₃	DCE	(54)	(9)	(10)	(27)	<i>n</i> -Bu	<i>ent</i>	Na(CN)BH ₃	MeOH	(62)	(34)	(2)	(2)	<i>n</i> -Bu	<i>ent</i>	NMe ₄ BH(OAc) ₃	DCE	(68)	(10)	(7)	(15)	<i>i</i> -C ₅ H ₁₁	<i>ent</i>	NMe ₄ BH(OAc) ₃	DCE	(57)	(—)	(—)	(—)	
R	Stereochemistry	Reducing agent	Solvent	I (anti)	I (syn)	II (anti)	II (syn)																																																													
Et	<i>rac</i>	NMe ₄ BH(OAc) ₃	DCE	(64)	(9)	(3)	(24)																																																													
<i>n</i> -Bu	<i>rac</i>	Na(CN)BH ₃	MeOH	(7)	(4)	(35)	(54)																																																													
<i>n</i> -Bu	<i>rac</i>	NMe ₄ BH(OAc) ₃	MeCN	(53)	(10)	(13)	(24)																																																													
<i>n</i> -Bu	<i>rac</i>	NMe ₄ BH(OAc) ₃	DCE	(54)	(9)	(10)	(27)																																																													
<i>n</i> -Bu	<i>ent</i>	Na(CN)BH ₃	MeOH	(62)	(34)	(2)	(2)																																																													
<i>n</i> -Bu	<i>ent</i>	NMe ₄ BH(OAc) ₃	DCE	(68)	(10)	(7)	(15)																																																													
<i>i</i> -C ₅ H ₁₁	<i>ent</i>	NMe ₄ BH(OAc) ₃	DCE	(57)	(—)	(—)	(—)																																																													
		1. Et ₂ O, 0°, 35 min 2. NaBH ₄ in EtOH, 10° to rt	 (79) <i>erythro:threo</i> = 76:24	30																																																																
		1. Et ₂ O, 0° 2. Zn(BH ₄) ₄ in Et ₂ O, -76°, 1 h	 (—) <i>erythro:threo</i> = 97:3	30																																																																
		1. Dry Et ₂ O, 0°, 40 min 2. NaBH ₄ in Et ₂ O, -76°, 3 h	 (79) <i>erythro:threo</i> = 80:20	30																																																																
		1. NaBH ₄ , MeOH, 0-5°, 25 min 2. rt, 1 h	 (—)	144																																																																
		1. NaBH ₄ , MeOH, 0-5°, 25 min 2. rt, 1 h	 <table border="1"> <thead> <tr> <th>R</th> <th>Yield (%)</th> </tr> </thead> <tbody> <tr> <td>H</td> <td>(—)</td> </tr> <tr> <td>3-OH</td> <td>(—)</td> </tr> <tr> <td>4-F</td> <td>(81)</td> </tr> </tbody> </table>	R	Yield (%)	H	(—)	3-OH	(—)	4-F	(81)	144																																																								
R	Yield (%)																																																																			
H	(—)																																																																			
3-OH	(—)																																																																			
4-F	(81)																																																																			

TABLE IIB. α -HETEROATOM KETONES (Continued)

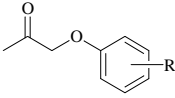
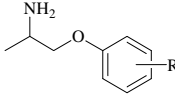
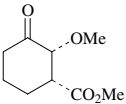
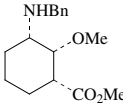
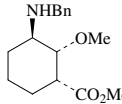
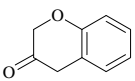
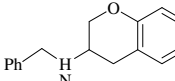
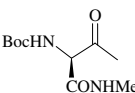
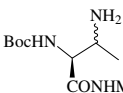
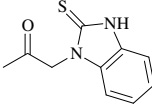
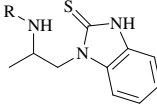
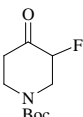
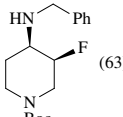
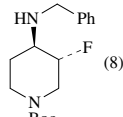
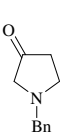
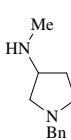
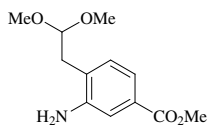
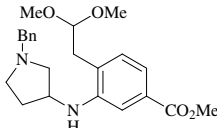
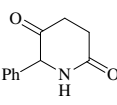
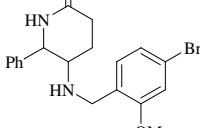
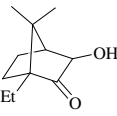
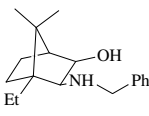
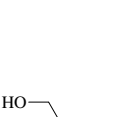
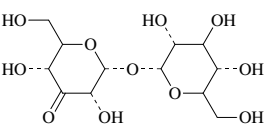
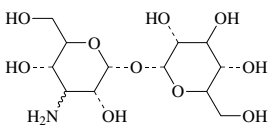
Ketone	Amine	Conditions	Product(s) and Yield(s) (%)	Refs.
 R = H, 2-F, 3-F	NH ₄ OAc	Na(CN)BH ₃	 (—)	1504
	H ₂ NCH ₂ Ph	NaBH(OAc) ₃ , HOAc, DCE, 4 h	 I +  II (99) I:II = 1:1	1843, 1844, 1845
	H ₂ NCH ₂ Ph	Na(CN)BH ₃ , HOAc, THF	 (73)	1846
C ₁₀ 	NH ₄ OAc	Na(CN)BH ₃	 (—)	1847
	H-N(R)-H R = CH ₂ CH=CH ₂ , CH ₂ CH=CMe ₂ , Bn	Na(CN)BH ₃ , HCl, pH 7, MeOH	 (—)	1848
	H ₂ NCH ₂ Ph	NaBH(OAc) ₃ , DCE, 2 h	 (63) +  (8)	1284
C ₁₁ 	H-N(Me)-H (36% aq)	NaBH ₄ , MeOH, 1 h	 (61)	1849
		1. Na ₂ SO ₄ (anhyd), HOAc, 10-15 min 2. NaBH(OAc) ₃ , 2 min 3. 15 min to 1 h	 (—)	278
	H ₂ NCH ₂ Ph	NaBH(OAc) ₃	 (48)	1850
	H ₂ NCH ₂ Ph	1. Ti(OPr- <i>i</i>) ₄ , 1 h 2. Na(CN)BH ₃ , EtOH, 22 h	 (45)	93
	H ₂ NCH ₂ Ph	1. Ti(OPr- <i>i</i>) ₄ , EtOH 2. Na(CN)BH ₃	" (45)	1851
C ₁₂ 	NH ₄ OAc	Na(CN)BH ₃ , MeOH, 16 h	 α -NH ₂ (15), β -NH ₂ (7)	809

TABLE IIB. α -HETEROATOM KETONES (Continued)

Ketone	Amine	Conditions	Product(s) and Yield(s) (%)	Refs.
	NH_4OAc	$\text{Na}(\text{CN})\text{BH}_3$, MeOH, 16 h	 $\alpha\text{-NH}_2$ (16), $\beta\text{-NH}_2$ (2)	809
	NH_4OAc	$\text{Na}(\text{CN})\text{BH}_3$, MeOH, 7 d	(—)	1852, 1853
C ₁₃ 		$\text{Na}(\text{CN})\text{BH}_3$, MeOH, 72 h	(42)	1854
C ₁₄ 		NaBH_4 , MeOH, NaOAc, HOAc, 6 h	 R Me (28) Et (26) <i>i</i> -Pr (28) <i>n</i> -Bu (6) <i>i</i> -Bu (7) Bn (30)	1132
		1. MeOH, reflux, 2 h 2. NaBH_4 (1 M) in NaOH, -20° , 1 h	 R H (78) Cl (55) Me (86)	1855
	$\text{H}_2\text{N-CH}_2\text{-Ph}$	$\text{Me}_2\text{NBH}(\text{OAc})_3$, MS 3 Å, HOAc, CH_2Cl_2 , 8 h	(64)	283
	$\text{H}_2\text{N-CH}_2\text{-CH}_2\text{-NH}_2$	1. HCl in MeOH, MeOH, 0-25° 2. $\text{Na}(\text{CN})\text{BH}_3$, 20°, 2 d	 I II: R ¹ = CH ₂ XPh, R ² = H III: R ¹ = H, R ² = CH ₂ XPh X I II III O (76) (0) (0) S (48) (16) (16)	1581
		$\text{Na}(\text{CN})\text{BH}_3$, MeOH, 8 d	(11)	1856
	NH_4OAc	$\text{Na}(\text{CN})\text{BH}_3$, MeOH, 16 h	(9)	736
C ₁₅ 		1. $\text{H}_2\text{O-MeOH}$, KOH (10% aq), pH 6 2. $\text{Na}(\text{CN})\text{BH}_3$, 4 h	(85)	497

TABLE III. α -HETEROATOM KETONES (Continued)

Ketone	Amine	Conditions	Product(s) and Yield(s) (%)	Refs.
		1. MS 3 Å, EtOH, 1 h 2. Na(CN)BH ₃ , EtOH, 24 h	 (5)	1032
	NH ₄ OAc	Na(CN)BH ₃ , MS 3 Å, MeOH (abs), 48 h	 (48)	1857
		Na(CN)BH ₃ , MS 3 Å, MeOH (abs), 48 h	 R ¹ R ² H H (55) Me Me (52)	1857
	NH ₄ OH	Na(CN)BH ₃ , MeOH	 (18)	1189
		Na(CN)BH ₃ , MeOH, 48-72 h	 R H (68) Me (69)	1858
		Na(CN)BH ₃	 I II R I II H (25-40) (25) Me (25) (0)	770
	NH ₄ OAc	Na(CN)BH ₃ , MeOH, 36 h	 (65)	1859
		NaBH(OAc) ₃	 (61)	1850
		1. Pyridine, MeOH, 0° 2. Na(CN)BH ₃ , 20°, 2 h	 (86)	508
	H ₂ N-CH ₂ -CO ₂ Me	1. NaOH (1 N), MeOH, neutral red, pH 8, 30 min 2. Na(CN)BH ₃ , 80 min	 (72)	760

TABLE IIB. α -HETEROATOM KETONES (Continued)

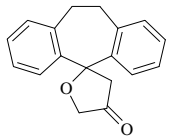

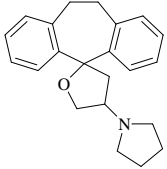
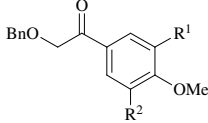
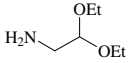
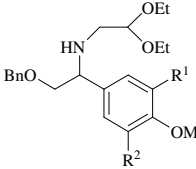
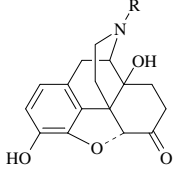
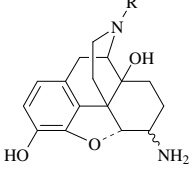
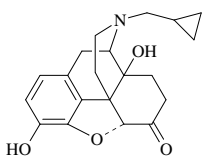
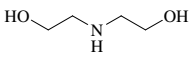
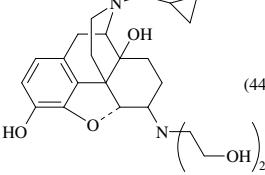
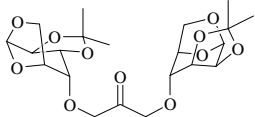
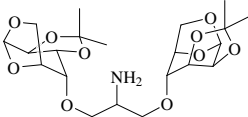
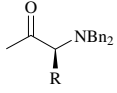
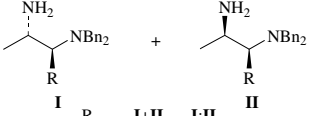

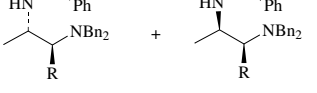
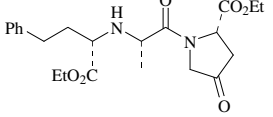
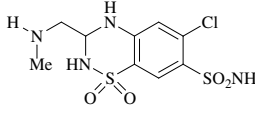
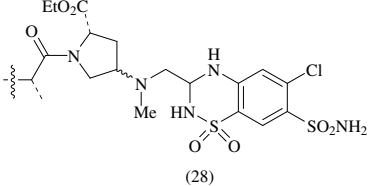
Ketone	Amine	Conditions	Product(s) and Yield(s) (%)	Refs.												
		Na(CN)BH ₃ , MS 3 Å, MeOH:THF, 22 h	 (17)	1058												
C ₁₇₋₂₃																
		Na(CN)BH ₃ , HOAc, MgSO ₄ , EtOH, reflux	 <table border="1" data-bbox="1258 447 1414 539"> <thead> <tr> <th>R¹</th> <th>R²</th> <th>Yield (%)</th> </tr> </thead> <tbody> <tr> <td>OMe</td> <td>H</td> <td>(95)</td> </tr> <tr> <td>H</td> <td>OBn</td> <td>(96)</td> </tr> </tbody> </table> 79	R ¹	R ²	Yield (%)	OMe	H	(95)	H	OBn	(96)				
R ¹	R ²	Yield (%)														
OMe	H	(95)														
H	OBn	(96)														
C ₁₉₋₂₀																
	NH ₄ OAc	Na(CN)BH ₃ , MeOH, 17 h	 <table border="1" data-bbox="1119 746 1328 838"> <thead> <tr> <th>R</th> <th>α:β</th> </tr> </thead> <tbody> <tr> <td>CH₂CH=CH₂ (79)</td> <td>1.75:1</td> </tr> <tr> <td>CH₂C₃H₅-c (72)</td> <td>2:1</td> </tr> </tbody> </table> 1860	R	α : β	CH ₂ CH=CH ₂ (79)	1.75:1	CH ₂ C ₃ H ₅ -c (72)	2:1							
R	α : β															
CH ₂ CH=CH ₂ (79)	1.75:1															
CH ₂ C ₃ H ₅ -c (72)	2:1															
C ₂₀																
		Na(CN)BH ₃ , MS, HCl, thymol blue, pH 8.5 MeOH, 90 h	 (44)	734, 1861												
C ₂₁																
	NH ₄ OAc	Na(CN)BH ₃ , HOAc, THF	 (70)	1862												
C ₂₁₋₂₄																
	NH ₄ OAc	Na(CN)BH ₃	 <table border="1" data-bbox="1119 1435 1293 1503"> <thead> <tr> <th>R</th> <th>I+II</th> <th>I:II</th> </tr> </thead> <tbody> <tr> <td><i>i</i>-Bu (83)</td> <td>>95:5</td> <td></td> </tr> <tr> <td>Bn (76)</td> <td>>95:5</td> <td></td> </tr> </tbody> </table> 26	R	I+II	I:II	<i>i</i> -Bu (83)	>95:5		Bn (76)	>95:5					
R	I+II	I:II														
<i>i</i> -Bu (83)	>95:5															
Bn (76)	>95:5															
		Na(CN)BH ₃ , MgSO ₄ , MeOH, reflux, 16 h	 <table border="1" data-bbox="1119 1641 1293 1756"> <thead> <tr> <th>R</th> <th>I+II</th> <th>I:II</th> </tr> </thead> <tbody> <tr> <td><i>i</i>-Bu (81)</td> <td>>95:5</td> <td></td> </tr> <tr> <td>CH₂C₆H₁₁-c (86)</td> <td>>95:5</td> <td></td> </tr> <tr> <td>Bn (84)</td> <td>>95:5</td> <td></td> </tr> </tbody> </table> 26	R	I+II	I:II	<i>i</i> -Bu (81)	>95:5		CH ₂ C ₆ H ₁₁ -c (86)	>95:5		Bn (84)	>95:5		
R	I+II	I:II														
<i>i</i> -Bu (81)	>95:5															
CH ₂ C ₆ H ₁₁ -c (86)	>95:5															
Bn (84)	>95:5															
C ₂₂																
		Na(CN)BH ₃ , DMF, 18 h	 (28)	75												

TABLE IIB. α -HETEROATOM KETONES (Continued)

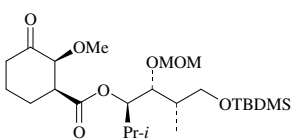
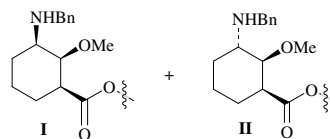
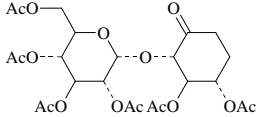
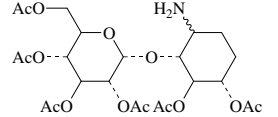
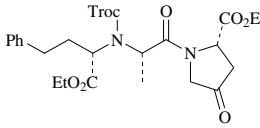
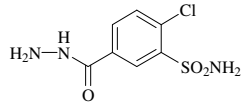
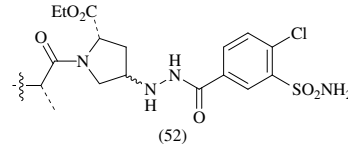
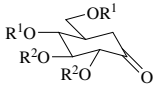
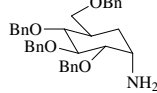
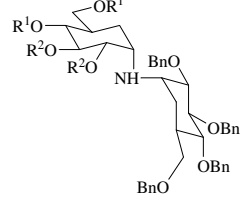
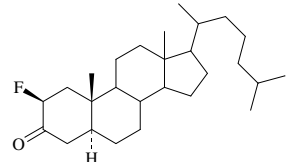
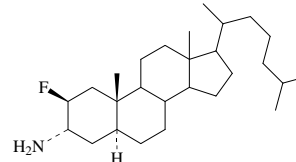
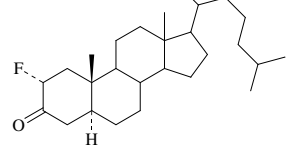
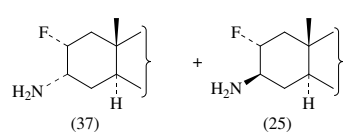
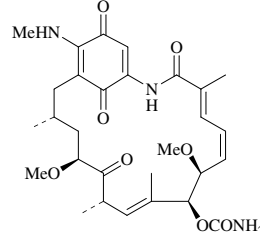

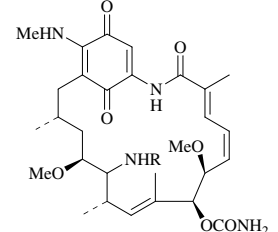
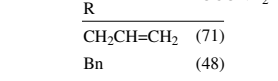
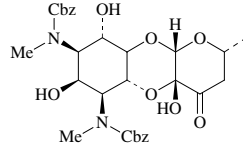
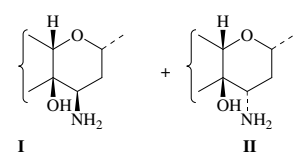
Ketone	Amine	Conditions	Product(s) and Yield(s) (%)	Refs.									
C ₂₄ 	H ₂ N-CH ₂ -Ph	NaBH(OAc) ₃ , DCE, HOAc, 4 h	 (99) I:II = 1:1	1845									
	NH ₄ OAc	Na(CN)BH ₃ , MeOH	 (41)	1863									
C ₂₅ 		Na(CN)BH ₃ , EtOH, 0-5°, 45 min	 (52)	75									
C ₂₅₋₃₅ 		Na(CN)BH ₃ , HCl, MgSO ₄ , MeOH, reflux, 6-25 h	 <table border="1" style="display: inline-table; vertical-align: middle;"><tr><td>R¹</td><td>R²</td><td></td></tr><tr><td>Ac</td><td>Bn</td><td>(38)</td></tr><tr><td>Bn</td><td>Bn</td><td>(54)</td></tr></table>	R ¹	R ²		Ac	Bn	(38)	Bn	Bn	(54)	77
R ¹	R ²												
Ac	Bn	(38)											
Bn	Bn	(54)											
C ₂₇ 	NH ₄ OAc	Na(CN)BH ₃ , THF:MeOH (4:7), 40 min	 (18)	1048									
	NH ₄ OAc	Na(CN)BH ₃ , THF:MeOH (17:30), 40 min	 (37) + (25)	1048									
C ₂₉ 		NaBH(OAc) ₃ , Na ₂ SO ₄ , rt, 24 h	 (71)  (48)	1864									
C ₃₀ 	NH ₄ NO ₃	1. MeOH, 40°, 3 h 2. Na(CN)BH ₃ , 20°, 1 h	 (37) I:II = 90:10	1865									

TABLE IIB. α -HETEROATOM KETONES (Continued)

Ketone	Amine	Conditions	Product(s) and Yield(s) (%)	Refs.																									
		R = Me, Et, <i>i</i> -Pr, C ₅ H ₁₁	Na(CN)BH ₃ , MeOH, 5°, 2 h	 (-)	1286																								
		1. TEA, pH 5, MeOH:THF (8:1) 2. HCl in Et ₂ O, pH 3, methyl orange 3. Na(CN)BH ₃ , pH 3, 1 h 4. Na(CN)BH ₃ , pH 3, 1 h	 (-): 1:1	512																									
C ₃₂ 	NH ₄ OAc	Na(CN)BH ₃ , MeOH, 18 h	 (-): I:II = 3:2	23																									
C ₃₃ 	NH ₄ OH	Na(CN)BH ₃ , MeOH, 18 h	 (52)	1866																									
		R = Me, CH ₂ CO ₂ H, 	Na(CN)BH ₃ , MeOH, 18 h	 (-)	1866																								
	H ₂ N-CH ₂ -Ph	1. Na(CN)BH ₃ , ZnBr ₂ , THF, PrOH:H ₂ O (19:1) 2. Reflux, 3 d	 (-): I:II = 3:2	125																									
C ₃₅ 		Na(CN)BH ₃ , HCl, MgSO ₄ , MeOH, reflux, 3 h	 (41)	77																									
		Na(CN)BH ₃ , HOAc	 <table border="1" style="margin-left: auto; margin-right: auto;"> <thead> <tr> <th>R¹</th> <th>R²</th> <th>R³</th> <th>R⁴</th> <th></th> </tr> </thead> <tbody> <tr> <td>BnO</td> <td>H</td> <td>NHBn</td> <td>H</td> <td>(50)+</td> </tr> <tr> <td>BnO</td> <td>H</td> <td>H</td> <td>NHBn</td> <td>(20)</td> </tr> <tr> <td>H</td> <td>BnO</td> <td>NHBn</td> <td>H</td> <td>(59)+</td> </tr> <tr> <td>H</td> <td>BnO</td> <td>H</td> <td>NHBn</td> <td>(31)</td> </tr> </tbody> </table>	R ¹	R ²	R ³	R ⁴		BnO	H	NHBn	H	(50)+	BnO	H	H	NHBn	(20)	H	BnO	NHBn	H	(59)+	H	BnO	H	NHBn	(31)	1867
R ¹	R ²	R ³	R ⁴																										
BnO	H	NHBn	H	(50)+																									
BnO	H	H	NHBn	(20)																									
H	BnO	NHBn	H	(59)+																									
H	BnO	H	NHBn	(31)																									

TABLE IIB. α -HETEROATOM KETONES (Continued)

Ketone	Amine	Conditions	Product(s) and Yield(s) (%)	Refs.
C ₄₂ 	NH ₄ OAc	Na(CN)BH ₃ , MeOH, 2 h	 (57) I:II = 4:1	737
		Na(CN)BH ₃ , MeOH, 2 h	 R Me (52) 9:4 (CH ₂) ₂ OH (43) — <i>c</i> -C ₆ H ₁₁ (17) — Bn (20) —	737
	NH ₄ OAc	Na(CN)BH ₃ , MS 3 Å, MeOH	 (—)	744
C ₅₀₋₅₆ 	NH ₄ OAc	Na(CN)BH ₃ , MeOH	 R Boc (—) Cbz (23)	1868, 1869
C ₅₀ 		1. ZnCl ₂ , <i>i</i> -PrOAc, 50°, 4 h 2. NaBH ₄ , EtOH, 5-20°, 1 h	 I (56) + II (28) + III (—)	204, 1870
		1. ZnCl ₂ , <i>i</i> -PrOAc, 50°, 4 h 2. NaBH ₄ , EtOH, 5-20°, 1 h	 (81) (—)	204, 1870

TABLE IIB. α -HETEROATOM KETONES (Continued)

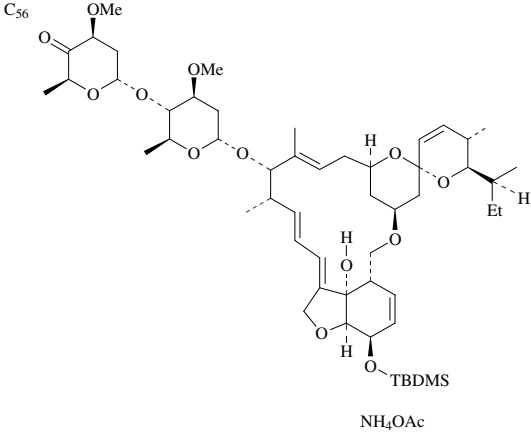

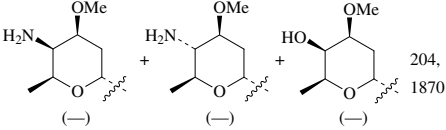
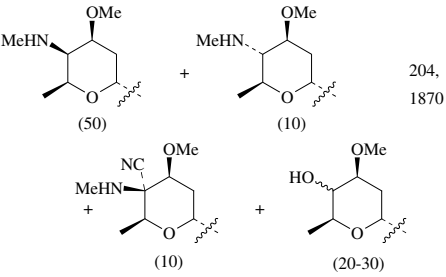
Ketone	Amine	Conditions	Product(s) and Yield(s) (%)	Refs.
<p>C₅₆</p>  <p>NH₄OAc</p>		NaBH ₄	 <p>(-), (-), (-)</p> <p>204, 1870</p>	
		Na(CN)BH ₃ , HOAc, EtOH, THF	 <p>(50) + (10)</p> <p>(10) + (20-30)</p> <p>204, 1870</p>	

TABLE IIC. α -CARBONYL KETONES

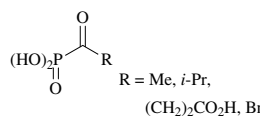
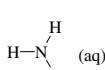
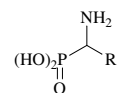


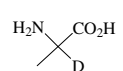
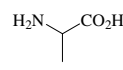
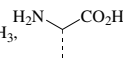

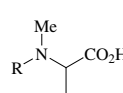
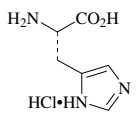
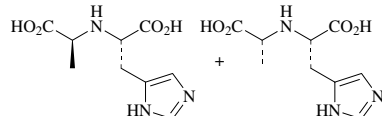
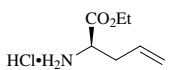
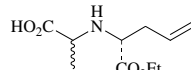
Ketone	Amine	Conditions	Product(s) and Yield(s) (%)	Refs.
C ₂₋₈ 		1. NaBH ₄ , MeOH, 0°, 1 h 2. NH ₄ OH (25% aq)	 (—)	1871
C ₃ 		Na(CN)BD ₃	 (—)	135
	NH ₄ Br	Na(CN)BH ₃ , MeOH, pH 6-8, 48 h	 (50)	19
	NH ₃ (l)/NH ₄ Br	1. MeOH, 1 h 2. (S)-PhCH(Me)NH ₂ •BH ₃ , 25°, 36-72 h	 (71) %ee = 2	330
		1. MeOH, KOH 2. Na(CN)BH ₃ , 72 h 3. HCl, 1 h	 R H (52) Me (57)	719
		Na(CN)BH ₃ , NaHCO ₃ (5% aq), H ₂ O, 48 h	 I + II (95) I:II = 53:47	1872
		1. Phosphate buffer, Na ₂ CO ₃ (10 N) 2. Na(CN)BH ₃ , pH 7, 18 h	 (75)	1105

TABLE IIC. α -CARBONYL KETONES (Continued)

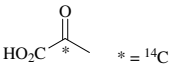
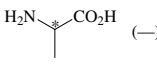
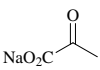

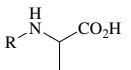
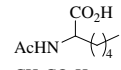
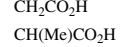

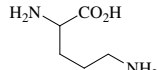
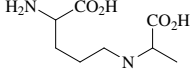
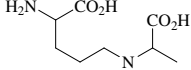
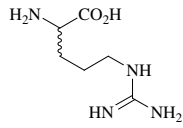
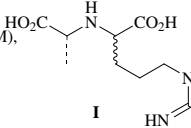
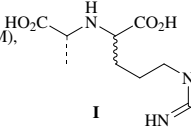
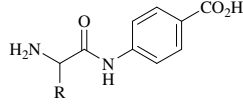
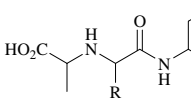
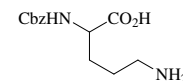
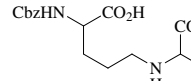
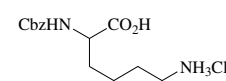
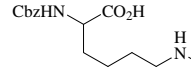
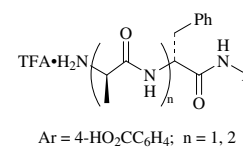
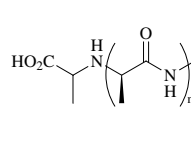
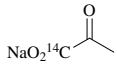
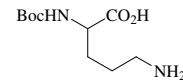
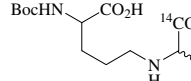
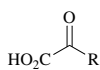

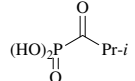

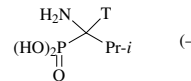
Ketone	Amine	Conditions	Product(s) and Yield(s) (%)	Refs.
	NH_4Cl	1. $\text{Na}(\text{CN})\text{BH}_3$, MeOH, 48 h 2. HCl (12 M)	 (—)	1873
		$\text{Na}(\text{CN})\text{BH}_3$, MeOH, 24 h	 $\frac{\text{R}}{n\text{-Pr}}$ (45)  (9)  (22)  (24)	1874
		1. KH_2PO_4 , NaOH, pH 8, 2.5 h 2. $\text{Na}(\text{CN})\text{BH}_3$, HOAc 3. HCl, 110°, 53 h	 (75)	1104
		1. Phosphate buffer (0.1 M), $\text{Na}(\text{CN})\text{BH}_3$, 24 h 2. HCl	 $\frac{\text{I}}{\text{L}}$ (37) (34) $\frac{\text{II}}{\text{D}}$ (38) (28)	1101
		1. H_2O , NaOH (5 N) 2. $\text{Na}(\text{CN})\text{BH}_3$, 5 h 3. Overnight 4. HCl (6 N)	$\frac{\text{R}}{\text{Me}}$ (51) $\frac{\text{R}}{\text{Bn}}$ (49)	1875
		1. H_2O , NaOH, 25°, 2 h 2. $\text{Na}(\text{CN})\text{BH}_3$, 8 h 3. HCl (2 N)	(—)	1104
		1. HOAc, $\text{NaOAc}\cdot 3\text{H}_2\text{O}$ 2. NaBH_4	(—)	1133
		1. H_2O , NaOH (1 M) 2. $\text{Na}(\text{CN})\text{BH}_3$ (0.8 M), 3 h 3. 24 h 4. HCl (1 M)	(—)	1382
$\text{Ar} = 4\text{-HO}_2\text{CC}_6\text{H}_4$; $n = 1, 2$				
		1. $\text{Na}(\text{CN})\text{BH}_3$, H_2O , 2.5 h 2. HOAc (1.5 M), 11 h 3. $\text{Na}(\text{CN})\text{BH}_3$, 54 h 4. $\text{NaO}_2^{14}\text{CCOMe}$, $\text{Na}(\text{CN})\text{BH}_3$, H_2O , HOAc	 $^{14}\text{CO}_2\text{H}$ (97)	1876
C_{3-9} 		1. NaOH, pH 5, H_2O 2. $\text{Li}(\text{CN})\text{BH}_3$, 48 h	$\frac{\text{R}}{\text{Me}}$ (38) $\frac{\text{R}}{\text{Et}}$ (45) $\frac{\text{R}}{i\text{-Pr}}$ (43) $\frac{\text{R}}{(\text{CH}_2)_2\text{CO}_2\text{H}}$ (41) $\frac{\text{R}}{n\text{-Bu}}$ (49) $\frac{\text{R}}{\text{Ph}}$ (47) $\frac{\text{R}}{\text{Bn}}$ (41)	49
C_4 		NaBT_4 , MeOH	 (—)	1877

TABLE IIC. α -CARBONYL KETONES (Continued)

Ketone	Amine	Conditions	Product(s) and Yield(s) (%)	Refs.
		1. MeOH (50% aq), bromocresol green, KOH 2. Na(CN)BH ₃ , HCl, 4 h 3. HCl, 10 h	 (—)	496
		1. MeOH (anhyd), bromocresol purple, HCl (5 N) 2. Na(CN)BH ₃ , HCl, 40 h 3. HCl, 10 h	 (—)	496
		1. MeOH, MS 3 Å 2. HCl (4.5 N), Na(CN)BH ₃ , 90 h	 (5)	1878
C ₄₋₉ 		NaBH(OAc) ₃ , DCE, 0.5 h	 R Me (61) <i>i</i> -Pr (80) Ph (58)	21
	NH ₄ OH (25% aq)	1. NaHCO ₃ , H ₂ O, MeOH, 40°, 6 h 2. NaBH ₄ , 0-25°, 24 h	 R ¹ R ² H Me (14) Me Me (23) H <i>i</i> -Pr (21) H Ph (—)* * <i>erythro:threo</i> = 95:5	1879
C ₄₋₁₁ 		NaBH(OAc) ₃	 R Me (60) Et (60) CH ₂ Pr- <i>i</i> (55) 2-FC ₆ H ₄ (30) (CH ₂) ₂ Ph (35)	850
C ₅ 	NH ₄ OAc	1. Na(CN)BH ₃ , MeOH, 46 h 2. HCl	 (50)	135
	NH ₄ Cl	1. Na(CN)BH ₃ , MeOH, 46 h 2. HCl	" (10)	1880
		Na(CN)BD ₃	 (—)	1880
		Na(CN)BH ₃ , H ₂ O, pH 6-7, 48 h	 (—) I:II = 2:1	1069
			 I + II	
	NH ₄ OAc	1. Na(CN)BH ₃ , MeOH, 46 h 2. HCl	 (50)	1880
	NH ₄ Br	1. Na(CN)BH ₃ , MeOH, 4 d 2. HCl	 R D (33) T (21)	1881

TABLE IIC. α -CARBONYL KETONES (Continued)

Ketone	Amine	Conditions	Product(s) and Yield(s) (%)	Refs.
	NH ₄ Br	Na(CN)BH ₃ , MeOH, pH 6-8, 48 h	 (51)	19
	NH ₃ (l)/NH ₄ Br	1. MeOH, 1 h 2. (S)-PhCH(Me)NH ₂ •BH ₃ , 25°, 36-72 h	 (72) %ee = 3	330
		1. MeOH (50% aq), bromocresol green, KOH 2. Na(CN)BH ₃ , HCl, 4 h 3. HCl, 10 h	 (—)	496
		Na(CN)BH ₃ , H ₂ O, pH 6-7	 I (—) + II (—) $\frac{R}{i\text{-Pr}} \frac{I:II}{2.76:1}$ $\frac{R}{i\text{-Bu}} \frac{I:II}{1.5:1}$ $\frac{R}{CH(Me)Et} \frac{I:II}{1.8:1}$ $\frac{R}{Bn} \frac{I:II}{1.7:1}$	1069
		Na(CN)BH ₃ , H ₂ O, pH 6-7	 I (—) + II (—) I:II = 1.6:1	1069
		1. H ₂ O, NaOH (1 M) 2. Na(CN)BH ₃ (0.8 M), 3 h 3. 24 h 4. HCl (1 M)	 (—)	1382
		1. Ti(OEt) ₄ , 1 h 2. Na(CN)BH ₃ , EtOH, 16 h	 (26) + (22)	103, 104
C ₆		Na(CN)BT ₃ , MeOH (abs), 25°, 48 h	 (—)	139
		1. Phosphate buffer (0.1 M), Na(CN)BH ₃ , 24 h 2. HCl	 D (—) L (—)	1101
C ₆₋₉		Na(CN)BH ₃ , H ₂ O, pH 6-7	 I (—) + II (—) $\frac{R}{i\text{-Pr}} \frac{I:II}{1.48:1}$ $\frac{R}{Ph} \frac{I:II}{1.44:1}$	1069
C ₇		Na(CN)BH ₃ , EtOH	 (—) R,S,S,S = 65:35	1028

TABLE IIC. α -CARBONYL KETONES (Continued)

Ketone	Amine	Conditions	Product(s) and Yield(s) (%)	Refs.
	NH_4Br	1. $\text{Na}(\text{CN})\text{BH}_3$, MeOH, H_2O 2. HCl	(—)	1882
C_8 	$\text{HCl} \cdot \text{H}_2\text{N}(\text{CH}_2)_6\text{NH}_2$	1. NaOH (0.1 M), H_2O , pH 10 2. $\text{Na}(\text{CN})\text{BH}_3$, NaOH (0.1 M), pH 8, 48 h	(—)	1067
		1. Na_2CO_3 , MeOH, -78° to rt 2. $\text{Na}(\text{CN})\text{BH}_3$, TFA, MeOH, 18 h	(—)	513
	$\text{H}_2\text{N}(\text{CH}_2)_4\text{CO}_2\text{H}$	1. NaOH (aq), 8 h 2. NaBH_4 , 0° 3. HOAc	(28)	1591
C_9 	NH_4Br	$\text{Na}(\text{CN})\text{BT}_3$, MeOH, pH 6-8, 48 h	(47)	19
	$\text{NH}_3(1)/\text{NH}_4\text{Br}$	1. MeOH, 1 h 2. (<i>S</i>)- $\text{PhCH}(\text{Me})\text{NH}_2 \cdot \text{BH}_3$, 25° , 36-72 h	(66) %ee = 4	19
	$^{15}\text{NH}_4\text{NO}_3$	1. MeOH, 1 h 2. (<i>S</i>)- $\text{PhCH}(\text{Me})\text{NH}_2 \cdot \text{BH}_3$, 36 h	(25) %ee = 4	19
		$\text{Li}(\text{CN})\text{BH}_3$, MeOH (abs), pH 5-6, 25°	(41)	48
		1. H_2O , NaOH (1 M) 2. $\text{Na}(\text{CN})\text{BH}_3$ (0.8 M), 3 h 3. 24 h 4. HCl (1 M)	(—)	1382
	ND_4^+Br^-	$\text{Na}(\text{CN})\text{BH}_3$, MeOD, 48 h	(51)	1883
		1. 37° , 3 h 2. NaBH_4 , $10-30^\circ$, 2 h	R H (31) Cl (38) NO_2 (6)	24, 25, 1884
		1. $\text{Na}(\text{CN})\text{BH}_3$, NaOH , $\text{H}_2\text{O}:\text{EtOH}$ (7:5) 2. HCl (1 M), pH 4, 24 h 3. $\text{Na}(\text{CN})\text{BH}_3$, 60 h	(74)	493, 494
	$\text{HCl} \cdot \text{H}_2\text{N}(\text{CH}_2)_2\text{NH}_2 \cdot \text{HCl}$	1. MeOH, H_2O , NaOH (7 M) 2. $\text{Na}(\text{CN})\text{BH}_3$, HCl (6 M) 3 d	Ar = $4\text{-O}_2\text{NC}_6\text{H}_4$ (23)	1885
		1. HCl (4 N), pH 4, MeOH, H_2O 2. $\text{Na}(\text{CN})\text{BH}_3$, pH 6, 5 d	(38)	1042

TABLE IIC. α -CARBONYL KETONES (Continued)

Ketone	Amine	Conditions	Product(s) and Yield(s) (%)	Refs.																												
		1. MeOH, H ₂ O, NaOH (7 M) 2. Na(CN)BH ₃ , HCl (6 M), 4 d 3. HCl	 (22)	1885																												
		1. H ₂ O, EtOH, 5°, 24 h 2. NaBH ₄ , 0°, 3 h 3. NH ₄ OH (16 N) 4. HCO ₂ H (0.1 N)	 (52)	1886																												
		1. KH ₂ PO ₄ (0.05 M), H ₂ O, 1 min 2. NaCNBH ₃ , HCl (1N), 1 h	 (—)	495																												
		1. <i>p</i> -TsOH·H ₂ O, toluene, 90°, 2 h 2. Na(CN)BH ₃ , MeOH, HOAc, 0-25°, 1 h	 (78)	1098																												
C ₉₋₁₁ 	NH ₄ Br	Na(CN)BH ₃ , MeOH, pH 6-8, 48 h	 R Ph (49) 4-HOC ₆ H ₄ (46) 3-indolyl (37)	19																												
C ₁₀ 		Na(CN)BH ₃ , MeOH, 20°, 26 h	 (38)	649																												
	NH ₄ Br	Na(CN)BH ₃ , MeOH, H ₂ O, 15 h	 (24)	1887																												
		1. NaOH (25% aq), pH 7, H ₂ O 2. Na(CN)BH ₃ (aq) 3. NaBH ₄ , HCl (4 N), pH 7, 10 h 4. NaBH ₄ , pH 7 5. Ketone, NaBH ₄ , pH 7, 10 d	 (—)	147																												
		1. CH ₂ Cl ₂ , MS 4 Å, NaOAc, 1 h 2. -15°, 1 h 3. -10°, 1 h	 I (—) + II (—) 332																													
			<table border="1"> <thead> <tr> <th>R¹</th> <th>R²</th> <th>R³</th> <th>I:II</th> </tr> </thead> <tbody> <tr> <td>Me</td> <td><i>t</i>-Bu</td> <td>H</td> <td>5.5:1</td> </tr> <tr> <td>Me</td> <td>Bn</td> <td>H</td> <td>4:1</td> </tr> <tr> <td>Me</td> <td>(<i>S</i>)-<i>t</i>-Bu-propyl</td> <td>H</td> <td>3:1</td> </tr> <tr> <td>(CH₂)₄NHBoc</td> <td>(<i>S</i>)-<i>t</i>-Bu-propyl</td> <td>H</td> <td>4:1</td> </tr> <tr> <td>Me</td> <td><i>t</i>-Bu</td> <td>Me</td> <td>6.8:1</td> </tr> <tr> <td>Me</td> <td>Bn</td> <td>Me</td> <td>4:1</td> </tr> </tbody> </table>	R ¹	R ²	R ³	I:II	Me	<i>t</i> -Bu	H	5.5:1	Me	Bn	H	4:1	Me	(<i>S</i>)- <i>t</i> -Bu-propyl	H	3:1	(CH ₂) ₄ NHBoc	(<i>S</i>)- <i>t</i> -Bu-propyl	H	4:1	Me	<i>t</i> -Bu	Me	6.8:1	Me	Bn	Me	4:1	
R ¹	R ²	R ³	I:II																													
Me	<i>t</i> -Bu	H	5.5:1																													
Me	Bn	H	4:1																													
Me	(<i>S</i>)- <i>t</i> -Bu-propyl	H	3:1																													
(CH ₂) ₄ NHBoc	(<i>S</i>)- <i>t</i> -Bu-propyl	H	4:1																													
Me	<i>t</i> -Bu	Me	6.8:1																													
Me	Bn	Me	4:1																													
		1. Na(CN)BH ₃ , MeOH, 16 h 2. HCl, 1 h	 (70)	1888																												

TABLE IIC. α -CARBONYL KETONES (Continued)

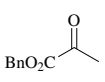
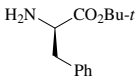
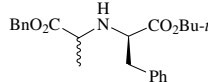
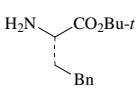
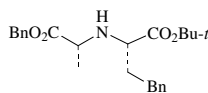
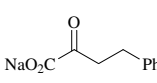
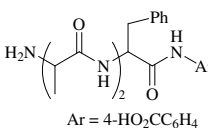
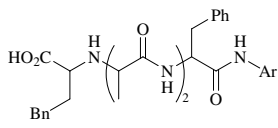
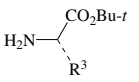
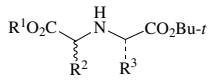
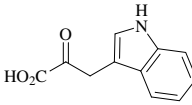
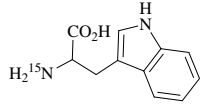

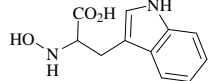

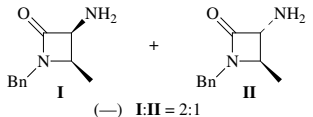
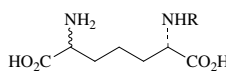
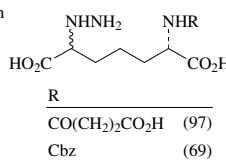
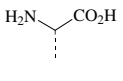
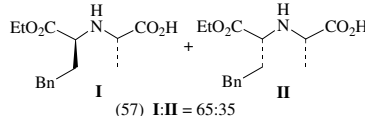
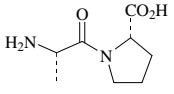
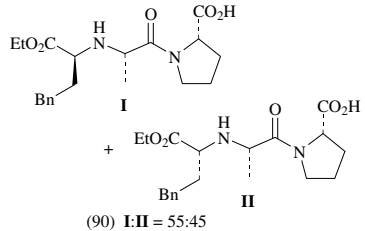
Ketone	Amine	Conditions	Product(s) and Yield(s) (%)	Refs.																				
		1. NaOAc, EtOH, 0° 2. Na(CN)BH ₃ , EtOH, 5°, 1 h 3. 25°, 15 h	 (32) 21:11	1114																				
		1. Na(CN)BH ₃ (1.0 M) in THF, 1:1 HOAc:pyridine, 0-25°, 30 min 2. 4.5 h	 (—)	1075																				
	 Ar = 4-HO ₂ CC ₆ H ₄	1. MeOH, HCl (6 M) 2. Na(CN)BH ₃ , H ₂ O, overnight	 (50)	1889																				
$R^1O_2C-C(=O)-R^2$		1. NaOAc (anhyd), EtOH (abs), 0° 2. Na(CN)BH ₃ , EtOH, 5°, 1 h 3. 25°, 15 h	 <table border="1" data-bbox="1076 723 1406 860"> <thead> <tr> <th>R¹</th> <th>R²</th> <th>R³</th> <th>Diastereo. mix</th> </tr> </thead> <tbody> <tr> <td><i>t</i>-Bu</td> <td><i>i</i>-Bu</td> <td>Bn</td> <td>(26) 1:1</td> </tr> <tr> <td>Bn</td> <td>Me</td> <td>Bn</td> <td>(52) 82:5</td> </tr> <tr> <td>Bn</td> <td><i>i</i>-Bu</td> <td>Bn</td> <td>(25) 16:9</td> </tr> <tr> <td>Bn</td> <td><i>i</i>-Bu</td> <td>CH₂Bn</td> <td>(26) 14:12</td> </tr> </tbody> </table>	R ¹	R ²	R ³	Diastereo. mix	<i>t</i> -Bu	<i>i</i> -Bu	Bn	(26) 1:1	Bn	Me	Bn	(52) 82:5	Bn	<i>i</i> -Bu	Bn	(25) 16:9	Bn	<i>i</i> -Bu	CH ₂ Bn	(26) 14:12	1114
R ¹	R ²	R ³	Diastereo. mix																					
<i>t</i> -Bu	<i>i</i> -Bu	Bn	(26) 1:1																					
Bn	Me	Bn	(52) 82:5																					
Bn	<i>i</i> -Bu	Bn	(25) 16:9																					
Bn	<i>i</i> -Bu	CH ₂ Bn	(26) 14:12																					
	¹⁵ NH ₄ OAc	Na(CN)BH ₃ , MeOH, pH 6-8, 48 h	 (23)	19																				
	¹⁵ NH ₄ NO ₃	Na(CN)BH ₃	" (—)	1890																				
		Na(CN)BH ₃ , pH 4	 (—)	504																				
	NH ₄ Br	Na(CN)BH ₃	 (—) I:II = 2:1	1891																				
$HO_2C-CH_2-CH_2-CH_2-CH_2-CH_2-NHR$ R = CO(CH ₂) ₂ CO ₂ H, Cbz	NH ₄ OAc	Na(CN)BH ₃ , MeOH	 (—)	1892																				
$LiO_2C-CH_2-CH_2-CH_2-CH_2-CH_2-NHR$	H ₂ NNH ₂ ·H ₂ O	1. MeOH (anhyd), 60 min 2. Na(CN)BH ₃ , 16 h 3. HCl (1 N), 30 min	 <table border="1" data-bbox="1076 1572 1249 1653"> <thead> <tr> <th>R</th> <th>Yield (%)</th> </tr> </thead> <tbody> <tr> <td>CO(CH₂)₂CO₂H</td> <td>(97)</td> </tr> <tr> <td>Cbz</td> <td>(69)</td> </tr> </tbody> </table>	R	Yield (%)	CO(CH ₂) ₂ CO ₂ H	(97)	Cbz	(69)	1892														
R	Yield (%)																							
CO(CH ₂) ₂ CO ₂ H	(97)																							
Cbz	(69)																							
$EtO_2C-CH_2-CH_2-CH_2-Ph$		1. HOAc, EtOH (anhyd), MS 4 Å, 30 min 2. Na(CN)BH ₃ , EtOH (anhyd), 5 h 3. 17 h	 (57) I:II = 65:35	1072																				
		1. EtOH (abs), MS 4 Å 2. Na(CN)BH ₃ in EtOH, 5.5 h 3. Overnight	 (90) I:II = 55:45	1893																				

TABLE IIC. α -CARBONYL KETONES (Continued)

Ketone	Amine	Conditions	Product(s) and Yield(s) (%)	Refs.	
		1. HOAc, MeOH, 1 h 2. Na(CN)BH ₃ in MeOH, 4 h 3. Overnight 4. HCl, 1 h	 I (25) + II (12)	1888	
		1. EtOH 2. Na(CN)BH ₃ in EtOH, 18 h	 I (68) n 1 (68) 2 (55)	1109	
		1. MS 3 Å, EtOH, 18 h 2. Na(CN)BH ₃ , 24 h 3. H ₂ O, 10 d	 I + II (-) I:II = 1.09:1	1029	
		1. EtOH (abs), MS 4 Å 2. Na(CN)BH ₃ in EtOH (abs), 2.5 h 3. Overnight	 I + II (27) I:II = 1:1	1894	
C ₁₂₋₁₃		1. EtOH 2. Na(CN)BH ₃ , HOAc, EtOH	 I + II (-)	178	
C ₁₄		BH ₃ (2.4 M) in THF, THF, 0° to rt, 24 h		331	
C ₁₅		NH ₄ OAc	Na(CN)BH ₃ , MeOH	 (-) 2:1 mixture of diastereomers	573
C ₁₈		HCl·H ₂ N- Na(CN)BH ₃ (1 M) in THF, 0°, 10 h	 (-)	1075	

TABLE IIC. α -CARBONYL KETONES (Continued)

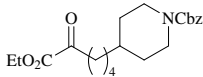
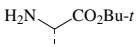
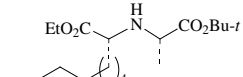
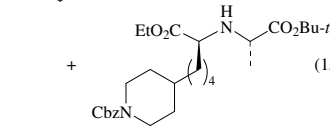
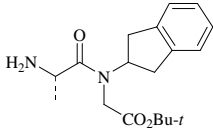
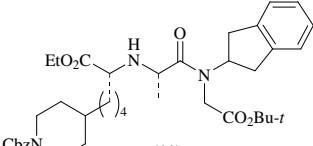
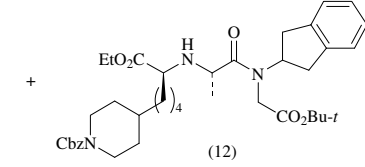
Ketone	Amine	Conditions	Product(s) and Yield(s) (%)	Refs.
C ₂₁ 		1. NaOAc, HOAc, EtOH, 1 h 2. Na(CN)BH ₃ in EtOH, 4 h 3. Overnight	 (17)  (15)	1031
		1. NaOAc, HOAc, MS 3 Å, EtOH 2. Na(CN)BH ₃ in EtOH, 3 h 3. Overnight	 (11)  (12)	1031

TABLE IID. β -KETOESTERS AND β -DICARBONYL SUBSTRATES

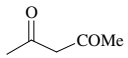
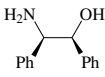
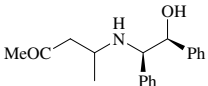
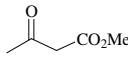
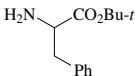
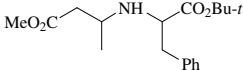
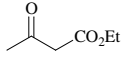
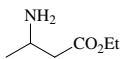

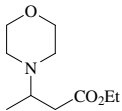
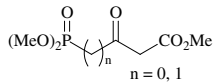
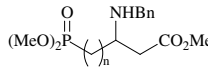
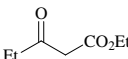
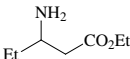
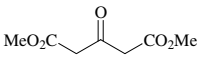
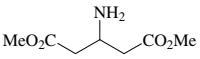
Ketone	Amine	Conditions	Product(s) and Yield(s) (%)	Refs.
C ₅ 		1. EtOH (abs), 2 h 2. NaBH ₄ , 0°, 2 h	 (61)	456
		Na(CN)BH ₃ , MeOH, ZnCl ₂ , overnight	 (75)	117
C ₆ 	NH ₄ OAc	Na(CN)BH ₃ , MeOH, 48 h	 (—)	1895
		Na(CN)BH ₃ , ZnCl ₂ , MeOH, 48 h	 (65)	105
C ₆₋₇ 	H ₂ NCH ₂ Ph	Na(CN)BH ₃ , MeOH	 (—)	1896
C ₇ 	NH ₄ OAc	Na(CN)BH ₃ , MeOH (anhyd), 48 h	 (—)	1895
	NH ₄ OAc	1. MeOH, MS 3 Å, 2 d 2. HCl (5 M) in MeOH 3. Na(CN)BH ₃ , pH 3, 1 h	 (87)	1897
	"	Na(CN)BH ₃ , pH 5.5-6	" (—)	1898
	"	Na(CN)BH ₃ , MeOH	" (—)	1899

TABLE IID. β -KETOESTERS AND β -DICARBONYL SUBSTRATES (Continued)

Ketone	Amine	Conditions	Product(s) and Yield(s) (%)	Refs.																					
	NH ₄ OAc	Na(CN)BH ₃ , MeOH, 3 d	(86)	383, 791, 1900																					
		Na(CN)BH ₃ , HCl (20 eq), MeOH, 3-14 d	<table border="1" style="display: inline-table; vertical-align: middle;"> <thead> <tr> <th>R¹</th> <th>R²</th> <th>Yield (%)</th> </tr> </thead> <tbody> <tr> <td>H</td> <td>Et</td> <td>(90)</td> </tr> <tr> <td>Me</td> <td>Me</td> <td>(81)</td> </tr> <tr> <td>H</td> <td>CH₂CH=CH₂</td> <td>(91)</td> </tr> <tr> <td>H</td> <td><i>n</i>-Bu</td> <td>(95)</td> </tr> <tr> <td><i>i</i>-Pr</td> <td><i>i</i>-Pr</td> <td>(<30)</td> </tr> <tr> <td>H</td> <td>Bn</td> <td>(84)</td> </tr> </tbody> </table>	R ¹	R ²	Yield (%)	H	Et	(90)	Me	Me	(81)	H	CH ₂ CH=CH ₂	(91)	H	<i>n</i> -Bu	(95)	<i>i</i> -Pr	<i>i</i> -Pr	(<30)	H	Bn	(84)	383, 791
R ¹	R ²	Yield (%)																							
H	Et	(90)																							
Me	Me	(81)																							
H	CH ₂ CH=CH ₂	(91)																							
H	<i>n</i> -Bu	(95)																							
<i>i</i> -Pr	<i>i</i> -Pr	(<30)																							
H	Bn	(84)																							
		1. DCE, 1 h 2. NaBH(OAc) ₃	(—)	850																					
		Na(CN)BH ₃ , EtOH	(—)	1534																					
		1. HCl (5 N) in MeOH, MeOH, 2 h 2. Na(CN)BH ₃ , 24 h	(58)	1563																					
	NH ₄ OAc	1. MeOH, rt, 1 h 2. NaBH ₄ , -15°, 2 h		34																					
	NH ₄ OAc	Na(CN)BH ₃ , MeOH	I + II <table border="1" style="display: inline-table; vertical-align: middle;"> <thead> <tr> <th>Temp</th> <th>I:II</th> <th>I:II</th> </tr> </thead> <tbody> <tr> <td>25°</td> <td>(77)</td> <td>57:43</td> </tr> <tr> <td>-15°</td> <td>(68)</td> <td>62:38</td> </tr> </tbody> </table>	Temp	I:II	I:II	25°	(77)	57:43	-15°	(68)	62:38	34												
Temp	I:II	I:II																							
25°	(77)	57:43																							
-15°	(68)	62:38																							
		1. HCl (5 N) in MeOH, 1 h 2. NaBH ₄ , -15°, 2 d	(85) I:II = 91:9	34																					
		Na(CN)BH ₃ , HCl (5 N) in MeOH,	<table border="1" style="display: inline-table; vertical-align: middle;"> <thead> <tr> <th>Temp</th> <th>Time</th> <th>I:II</th> </tr> </thead> <tbody> <tr> <td>25°</td> <td>2 d (68)</td> <td>70:30</td> </tr> <tr> <td>-15°</td> <td>5 d (63)</td> <td>75:25</td> </tr> </tbody> </table>	Temp	Time	I:II	25°	2 d (68)	70:30	-15°	5 d (63)	75:25	34												
Temp	Time	I:II																							
25°	2 d (68)	70:30																							
-15°	5 d (63)	75:25																							
C ₈		NH ₄ OAc	(47)	735																					
		Na(CN)BH ₃ , MS 4 Å, HOAc, MeOH, 72 h	(64)	735																					
		NH ₄ OAc	(22)	735																					
		NH ₄ OAc	(88)	383																					
		1. DCE, 1 h 2. NaBH(OAc) ₃	(—)	850																					

TABLE IID. β -KETOESTERS AND β -DICARBONYL SUBSTRATES (Continued)

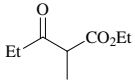
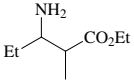
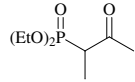
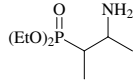
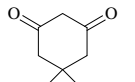
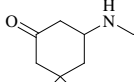
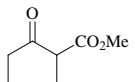
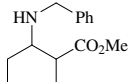
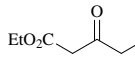
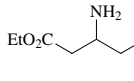
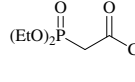
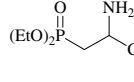
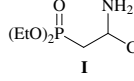
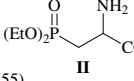

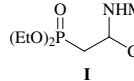
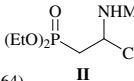
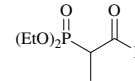
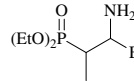
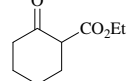

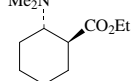
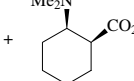
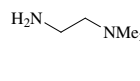
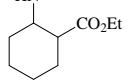
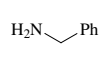
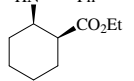
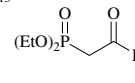
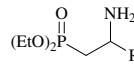
Ketone	Amine	Conditions	Product(s) and Yield(s) (%)	Refs.																																																
	NH ₄ OAc	Na(CN)BH ₃ , MeOH, 67 h	 (47)	1901																																																
	NH ₄ OAc	Na(CN)BH ₃ , MeOH, 3 d	 (72-78)	383, 791																																																
	H ₂ N-CH ₂ -Ph	Na(CN)BH ₃ , MeOH, HOAc, MS 4 Å, reflux, 24 h	 (—)	1902																																																
	H ₂ N-CH ₂ -Ph	NaBH(OAc) ₃ , HOAc, DCE	 (—)	15																																																
C ₉ 	NH ₄ OAc	Na(CN)BH ₃	 (—)	1903																																																
	NH ₄ OAc	Na(CN)BH ₃ , MS 4 Å, EtOH, 48 h	 (54)	735																																																
	NH ₃ /NH ₄ Br	Na(CN)BH ₃ , MS 4 Å, EtOH, 72 h	 I +  II (55)	735																																																
		Na(CN)BH ₃ , MS 4 Å, HOAc, EtOH, 72 h	 I +  II (64)	735																																																
	NH ₄ OAc	Na(CN)BH ₃ , MeOH, 4-10 d	 (72.5)	383, 791																																																
		Na(CN)BH ₃ , HCl (5 N), MeOH	 (32) +  (21)	19																																																
		1. HCl (5 N) in MeOH, MeOH, 2 h 2. Na(CN)BH ₃ , 24 h	 (80)	1563																																																
		1. NaBH ₄ , HOAc, CH ₂ Cl ₂ , 2 h 2. 18 h 3. HOAc, 18 h	 (99)	249																																																
C ₉₋₁₃ 	NH ₄ OAc	Na(CN)BH ₃ , MeOH	 <table border="1" data-bbox="1145 1607 1388 2043"> <thead> <tr> <th>R</th> <th>Time</th> <th>Yield (%)</th> </tr> </thead> <tbody> <tr><td><i>i</i>-Pr</td><td>6 d</td><td>(75)</td></tr> <tr><td><i>c</i>-C₃H₅</td><td>6 d</td><td>(64)</td></tr> <tr><td><i>i</i>-Bu</td><td>2.5 d</td><td>(70)</td></tr> <tr><td><i>t</i>-Bu</td><td>4-21 d</td><td>(26-59)</td></tr> <tr><td>2-thienyl</td><td>2.5 d</td><td>(4)</td></tr> <tr><td>3-thienyl</td><td>170 h</td><td>(65)</td></tr> <tr><td><i>n</i>-C₅H₁₁</td><td>2.5 d</td><td>(83)</td></tr> <tr><td>CH₂Bu-<i>t</i></td><td>6 d</td><td>(41)</td></tr> <tr><td>Ph</td><td>4 d</td><td>(62)</td></tr> <tr><td>4-FC₆H₄</td><td>7 d</td><td>(69)</td></tr> <tr><td>4-ClC₆H₄</td><td>8 d</td><td>(61)</td></tr> <tr><td>Bn</td><td>4 d</td><td>(75-88)</td></tr> <tr><td><i>n</i>-C₇H₁₅</td><td>2.5-5 d</td><td>(60-82)</td></tr> <tr><td>2-MeC₆H₄</td><td>11 d</td><td>(8)</td></tr> <tr><td>4-MeC₆H₄</td><td>5 d</td><td>(51)</td></tr> </tbody> </table>	R	Time	Yield (%)	<i>i</i> -Pr	6 d	(75)	<i>c</i> -C ₃ H ₅	6 d	(64)	<i>i</i> -Bu	2.5 d	(70)	<i>t</i> -Bu	4-21 d	(26-59)	2-thienyl	2.5 d	(4)	3-thienyl	170 h	(65)	<i>n</i> -C ₅ H ₁₁	2.5 d	(83)	CH ₂ Bu- <i>t</i>	6 d	(41)	Ph	4 d	(62)	4-FC ₆ H ₄	7 d	(69)	4-ClC ₆ H ₄	8 d	(61)	Bn	4 d	(75-88)	<i>n</i> -C ₇ H ₁₅	2.5-5 d	(60-82)	2-MeC ₆ H ₄	11 d	(8)	4-MeC ₆ H ₄	5 d	(51)	383, 791
R	Time	Yield (%)																																																		
<i>i</i> -Pr	6 d	(75)																																																		
<i>c</i> -C ₃ H ₅	6 d	(64)																																																		
<i>i</i> -Bu	2.5 d	(70)																																																		
<i>t</i> -Bu	4-21 d	(26-59)																																																		
2-thienyl	2.5 d	(4)																																																		
3-thienyl	170 h	(65)																																																		
<i>n</i> -C ₅ H ₁₁	2.5 d	(83)																																																		
CH ₂ Bu- <i>t</i>	6 d	(41)																																																		
Ph	4 d	(62)																																																		
4-FC ₆ H ₄	7 d	(69)																																																		
4-ClC ₆ H ₄	8 d	(61)																																																		
Bn	4 d	(75-88)																																																		
<i>n</i> -C ₇ H ₁₅	2.5-5 d	(60-82)																																																		
2-MeC ₆ H ₄	11 d	(8)																																																		
4-MeC ₆ H ₄	5 d	(51)																																																		

TABLE III. β -KETOESTERS AND β -DICARBONYL SUBSTRATES (Continued)

Ketone	Amine	Conditions	Product(s) and Yield(s) (%)	Refs.
C ₁₀ 	NH ₄ OAc	Na(CN)BH ₃ , MS 4 Å, EtOH, 60 h	(44)	735
	NH ₄ OAc	Na(CN)BH ₃ , MeOH, 4-5 d	(44)	383
		Na(CN)BH ₃ , HCl (2.9 M) in MeOH, MeOH, 28 h	 I + II (92) I:II = 56:44	1904
	NH ₄ NO ₃	1. Na(CN)BH ₃ , MeOH, 0°, 5 h 2. 48°, 48 h	(48)	436
C ₁₁ 		Na(CN)BH ₃ , MeOH, 18-48 h	 R: Me (—) R: Ph (62)	1573
	NH ₄ OAc	Na(CN)BH ₃ , MS 4 Å, EtOH, 48 h	(40)	735
	NH ₄ OAc	Na(CN)BH ₃ , MS 4 Å, EtOH, 72 h	 R ¹ H, R ² Et (29) R ¹ Me, R ² Me (16)	735
C ₁₃ 	NH ₄ OAc	1. Na(CN)BH ₃ , MeOH, 5 h 2. Na(CN)BH ₃ , 24 h 3. Repeat twice	(80)	739
	NH ₄ OAc	Na(CN)BH ₃ , MeOH, 5-13 d	(34-55)	383, 791
	NH ₄ OAc	Na(CN)BH ₃ , MS 3 Å, MeOH, 3 h	(—) <i>syn:anti</i> = 10:1	1905
	H ₂ N-Ph	Na(CN)BH ₃ , ZnCl ₂ , EtOH, 2 d	(63) <i>syn:anti</i> = 5:3	117
C ₁₃₋₁₄ 		Na(CN)BH ₃ , MeOH, 30 min	 R: H (90) R: Me (86)	44
C ₁₄ 		Na(CN)BH ₃ , MeOH, 30 min	(88)	466

TABLE III. β -KETOESTERS AND β -DICARBONYL SUBSTRATES (Continued)

Ketone	Amine	Conditions	Product(s) and Yield(s) (%)	Refs.
		Na(CN)BH ₃ , MS 3 Å, MeOH	 (49) <i>cis:trans</i> = 2:1	466
	NH ₄ OAc	Na(CN)BH ₃ , MeOH, 4-5 d	 (58)	383
C ₁₈ 	NH ₄ OAc	Na(CN)BH ₃ , MeOH	 (—)	1906
C ₂₄ 		Na(CN)BH ₃ , MeOH, 7 h	 (55) + (7)	1907

TABLE III. CYCLIC KETONES



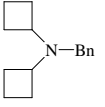

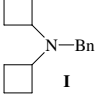
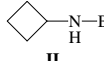
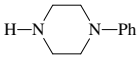
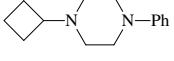
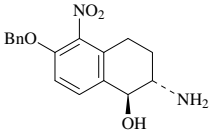
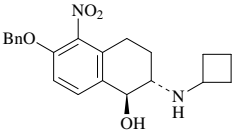
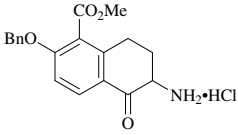
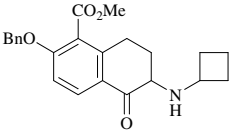
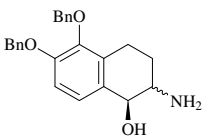
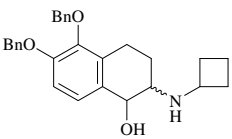
Ketone	Amine	Conditions	Product(s) and Yield(s) (%)	Refs.
C ₄ 	 1 mol-eq	NaBH(OAc) ₃ , HOAc, DCE, 2 h	 (98)	21
	 0.5 mol-eq	NaBH(OAc) ₃ , HOAc, DCE, 2 h	 I +  II (88) I:II = 1:1	21
		NaBH(OAc) ₃ , HOAc, DCE, 2 h	 (96)	21
		Li(CN)BH ₃ •2 dioxane, MeOH	 (75)	54
		Li(CN)BH ₃ , MeOH, 4 h	 (61)	53
		Li(CN)BH ₃ •2 dioxane, MeOH, 4.5-24 h	 <i>trans</i> (65) <i>cis</i> (62)	52

TABLE III. CYCLIC KETONES (Continued)

Ketone	Amine	Conditions	Product(s) and Yield(s) (%)	Refs.
		Li(CN)BH ₃ , MeOH, 18 h	 (68)	56
		NaBH(OAc) ₃ , HOAc, DCE, 2 h	 $\frac{n \text{ X}}{1 \text{ NPh} \text{ (96)}}$ $\frac{3 \text{ O} \text{ (96)}}{3 \text{ O} \text{ (96)}}$	21
		NaBH ₄ , EtOH, NaOAc	 $\frac{n}{1 \text{ (-)}}$ $\frac{3 \text{ (-)}}{3 \text{ (-)}}$	453
		Li(CN)BH ₃ •2 dioxane, MeOH	 $\frac{n}{1 \text{ (65)}}$ $\frac{3 \text{ (85)}}{3 \text{ (85)}}$	55
		Na(CN)BH ₃ , MeOH	 $\frac{R}{\text{CH}_2\text{OH} \text{ (64)}}$ $\frac{R}{i\text{-Pr} \text{ (85)}}$ $\frac{R}{(\text{CH}_2)_2\text{CO}_2\text{H} \text{ (58)}}$ $\frac{R}{(\text{CH}_2)_3\text{SMe} \text{ (87)}}$ $\frac{R}{\text{Bn} \text{ (84)}}$	676
		NaBH(OAc) ₃ , HOAc, DCE, 24 h	 (96)	21
		Na(CN)BH ₃	 (85)	501
		Na(CN)BH ₃ , methanolic HCl	 (88)	501
		NaBH ₄ , EtOH, 2 h	 (86)	1648
		1. EtOH, 30-60 min, rt 2. NaBH ₄ , 0°	 $\frac{m \text{ n}}{1 \text{ 1} \text{ trans} \text{ (86)}}$ $\frac{1 \text{ 1} \text{ cis} \text{ (85)}}{1 \text{ 1} \text{ cis} \text{ (85)}}$ $\frac{2 \text{ 1} \text{ trans} \text{ (86)}}{1 \text{ 2} \text{ trans} \text{ (80)}}$ $\frac{1 \text{ 2} \text{ cis} \text{ (78)}}{2 \text{ 2} \text{ trans} \text{ (90)}}$ $\frac{2 \text{ 2} \text{ cis} \text{ (89)}}{2 \text{ 2} \text{ cis} \text{ (89)}}$	455, 1765
		NaBH ₄	 $\frac{n}{1 \text{ (53)}}$ $\frac{2 \text{ (57)}}{2 \text{ (57)}}$	1556
		Li(CN)BH ₃ •2 dioxane, MeOH, 3 h	 $\frac{n}{1 \text{ (53)}}$ $\frac{2 \text{ (57)}}{2 \text{ (57)}}$	52

TABLE III. CYCLIC KETONES (Continued)

Ketone	Amine	Conditions	Product(s) and Yield(s) (%)	Refs.
		1. EtOH, reflux, 10 h 2. NaBH ₄ , rt, 2 h	 n 1 (90) 2 (89)	1908
		Li(CN)BH ₃ , MeOH, 4-5 h	 n 1 (63) 2 (59)	53
		Na(CN)BH ₃ , MS 3 Å, MeOH, 0.25-4 h	 n 1 (71) 2 (81)	61
		1. MeCN-H ₂ O (3:1), 30 min 2. Na(CN)BH ₃ , MeCN-H ₂ O (10:1), 18 h	 X O (51) CH ₂ (59)	738
		1. Ti(OPr- <i>i</i>) ₄ , NEt ₃ , EtOH, 10 h 2. NaBH ₄ , 8 h	 n 1 (71) 2 (73) 3 (72)	194
		Na(CN)BH ₃ , MeOH	 n R ¹ R ² 1 H OH (66) 1 Me Me (57) 2 H Me (41) 2 Me Me (43) 2 -(CH ₂) ₂ O(CH ₂) ₂ - (79) 3 H Me (61) 3 Me Me (63) 4 H Me (56) 4 Me Me (59) 4 H <i>i</i> -Bu (79)	19
		BER, HCl•NEt ₃ , EtOH, 1 h	 n 1 (94) 2 (94) 4 (92)	223
		NaBH(OAc) ₃ , HOAc, 1,2-DCE	 n R 1 4-BrC ₆ H ₄ 48 h (89) 2 4-ClC ₆ H ₄ 3.3 h (90) 2 2,4-Cl ₂ C ₆ H ₃ 37 h (95) 2 2-O ₂ NC ₆ H ₄ 144 h (30) 2 4-O ₂ NC ₆ H ₄ 23 h (66) 2 NHPH 1 h (96) 3 <i>n</i> -Pr 3 h (96) 4 3-MeOCH ₂ C ₆ H ₄ 36 h (95)	21
		1. Ti(OPr- <i>i</i>) ₄ , NEt ₃ , EtOH (abs), 9-10 h 2. NaBH ₄ , 10 h	 X n CH ₂ 1 (75) CH ₂ 2 (75) CH ₂ 3 (77) NCO ₂ Et 2 (75)	192

TABLE III. CYCLIC KETONES (Continued)

Ketone	Amine	Conditions	Product(s) and Yield(s) (%)	Refs.																			
C ₅₋₁₂ 	NH ₄ Cl	1. Ti(OPr- <i>i</i>) ₄ , NEt ₃ , EtOH, 9-11 h 2. NaBH ₄ , 7-8 h		<table border="1"> <thead> <tr> <th>n</th> <th>R</th> </tr> </thead> <tbody> <tr> <td>1</td> <td>H (70)</td> </tr> <tr> <td>2</td> <td>H (75)</td> </tr> <tr> <td>3</td> <td>H (73)</td> </tr> <tr> <td>2</td> <td>Ph (62)</td> </tr> </tbody> </table>	n	R	1	H (70)	2	H (75)	3	H (73)	2	Ph (62)	195								
			n	R																			
			1	H (70)																			
			2	H (75)																			
3	H (73)																						
2	Ph (62)																						
C ₆ 	NH ₄ OAc	Na(CN)BH ₃ , MeOH		(45)	19																		
	NH ₄ OAc	BER, MeOH, 0.5 h	"	(59)	222																		
		Na(CN)BH ₃ , ZnCl ₂ , MeOH		<table border="1"> <thead> <tr> <th>R¹</th> <th>R²</th> <th>Time</th> </tr> </thead> <tbody> <tr> <td>H</td> <td>Me</td> <td>3 h (98)</td> </tr> <tr> <td>H</td> <td>CH₂CH=CH₂</td> <td>3 h (72)</td> </tr> <tr> <td>Et</td> <td>Et</td> <td>6 h (52)</td> </tr> <tr> <td>—(CH₂)₅—</td> <td></td> <td>5 h (91)</td> </tr> <tr> <td>H</td> <td>Ph</td> <td>2 h (85)</td> </tr> </tbody> </table>	R ¹	R ²	Time	H	Me	3 h (98)	H	CH ₂ CH=CH ₂	3 h (72)	Et	Et	6 h (52)	—(CH ₂) ₅ —		5 h (91)	H	Ph	2 h (85)	105
	R ¹	R ²	Time																				
	H	Me	3 h (98)																				
	H	CH ₂ CH=CH ₂	3 h (72)																				
	Et	Et	6 h (52)																				
	—(CH ₂) ₅ —		5 h (91)																				
	H	Ph	2 h (85)																				
		Na(CN)BH ₃ , MS 3 Å, MeOH		(71)	19																		
	1. KOH, MeOH, 15 min 2. Na(CN)BH ₃ , 15 min 3. 15 min	"	(52-54)	1118																			
	BH ₃ •THF, THF, 24 h		(90)	331																			
	1. EtOH, 15-30 min 2. NaBH ₄ , 0°, 5 min		<table border="1"> <thead> <tr> <th>R</th> </tr> </thead> <tbody> <tr> <td>H (89)</td> </tr> <tr> <td>Me (99)</td> </tr> </tbody> </table>	R	H (89)	Me (99)	454																
R																							
H (89)																							
Me (99)																							
	BH ₃ •THF, THF, 24 h		<table border="1"> <thead> <tr> <th>R</th> </tr> </thead> <tbody> <tr> <td>CH₂CH₂OH (85)</td> </tr> <tr> <td>Ph (93)</td> </tr> </tbody> </table>	R	CH ₂ CH ₂ OH (85)	Ph (93)	331																
R																							
CH ₂ CH ₂ OH (85)																							
Ph (93)																							
	Li(CN)BH ₃ , MeOH, 24 h		(85)	19																			
	NaBH(OAc) ₃		(—)	1909																			
	Bu ₄ N(CN)BH ₃ , CH ₂ Cl ₂		<table border="1"> <thead> <tr> <th>R¹</th> <th>R²</th> <th>Time</th> </tr> </thead> <tbody> <tr> <td>H</td> <td>Pr</td> <td>2.5 h (55)</td> </tr> <tr> <td>—(CH₂)₄—</td> <td></td> <td>47 h (90)</td> </tr> <tr> <td>—(CH₂)₂O(CH₂)₂—</td> <td></td> <td>2.5 h (58)</td> </tr> </tbody> </table>	R ¹	R ²	Time	H	Pr	2.5 h (55)	—(CH ₂) ₄ —		47 h (90)	—(CH ₂) ₂ O(CH ₂) ₂ —		2.5 h (58)	42							
R ¹	R ²	Time																					
H	Pr	2.5 h (55)																					
—(CH ₂) ₄ —		47 h (90)																					
—(CH ₂) ₂ O(CH ₂) ₂ —		2.5 h (58)																					
	Na(CN)BH ₃ , Aliquat 336, CH ₂ Cl ₂ , 48 h	"	<table border="1"> <thead> <tr> <th>R¹</th> <th>R²</th> </tr> </thead> <tbody> <tr> <td>H</td> <td><i>i</i>-Pr (48)</td> </tr> <tr> <td>Et</td> <td>Et (36)</td> </tr> <tr> <td>—(CH₂)₄—</td> <td>(94)</td> </tr> <tr> <td>—(CH₂)₂O(CH₂)₂—</td> <td>(52)</td> </tr> </tbody> </table>	R ¹	R ²	H	<i>i</i> -Pr (48)	Et	Et (36)	—(CH ₂) ₄ —	(94)	—(CH ₂) ₂ O(CH ₂) ₂ —	(52)	42									
R ¹	R ²																						
H	<i>i</i> -Pr (48)																						
Et	Et (36)																						
—(CH ₂) ₄ —	(94)																						
—(CH ₂) ₂ O(CH ₂) ₂ —	(52)																						
	1. Ti(OPr- <i>i</i>) ₄ (2 M)/C ₅ H ₁₂ , Et ₂ O, 0°, 1 h 2. Ti(OPr- <i>i</i>) ₄ (2 M)/C ₅ H ₁₂ , 0°, 30 min 3. BH ₃ •SMe ₂ , 0° to rt, 14 h	"	<table border="1"> <thead> <tr> <th>R¹</th> <th>R²</th> </tr> </thead> <tbody> <tr> <td>H</td> <td><i>i</i>-Pr (80)</td> </tr> <tr> <td>—(CH₂)₄—</td> <td>(49)</td> </tr> </tbody> </table>	R ¹	R ²	H	<i>i</i> -Pr (80)	—(CH ₂) ₄ —	(49)	331													
R ¹	R ²																						
H	<i>i</i> -Pr (80)																						
—(CH ₂) ₄ —	(49)																						
	BER, EtOH, 1 h	"	<table border="1"> <thead> <tr> <th>R¹</th> <th>R²</th> </tr> </thead> <tbody> <tr> <td>—(CH₂)₄—</td> <td>(89)</td> </tr> <tr> <td>—(CH₂)₅—</td> <td>(—)</td> </tr> <tr> <td>H</td> <td><i>c</i>-C₆H₁₁ (80)</td> </tr> <tr> <td>H</td> <td>Ph (—)</td> </tr> <tr> <td>H</td> <td>Bn (92)</td> </tr> </tbody> </table>	R ¹	R ²	—(CH ₂) ₄ —	(89)	—(CH ₂) ₅ —	(—)	H	<i>c</i> -C ₆ H ₁₁ (80)	H	Ph (—)	H	Bn (92)	222							
R ¹	R ²																						
—(CH ₂) ₄ —	(89)																						
—(CH ₂) ₅ —	(—)																						
H	<i>c</i> -C ₆ H ₁₁ (80)																						
H	Ph (—)																						
H	Bn (92)																						

TABLE III. CYCLIC KETONES (Continued)

Ketone	Amine	Conditions	Product(s) and Yield(s) (%)			Refs.	
			R ¹	R ²	Time		
		BH ₃ •pyridine, MS 4 Å, MeOH		H	<i>i</i> -Bu	3 h (76)	300
				H	Ph	16 h (71)	
				H	Bn	16 h (96)	
				<i>n</i> -Bu	<i>n</i> -Bu	16 h (31)	
		Na(CN)BH ₃ , MeOH				(86)	343
		NaBH(OAc) ₃ , HOAc, CH ₂ Cl ₂ , 2 h				(93)	1378
		Na(CN)BH ₃ , HCl (5 eq)				(62)	698
		1. HCl (5 eq), 20 min 2. Na(CN)BH ₃	"			(62)	698
		1. K10 clay, microwaves, 10 min 2. NaBH ₄ , K10 clay, microwaves, H ₂ O, 65°, 30 sec	"			(89)	215
		Na(CN)BH ₃ •0.5 ZnCl ₂ , MeOH, rt, 2 h	"			(85)	106
		BH ₃ •THF, THF, 24 h				(78) I:II = 1:1	331
		BH ₃ •THF, THF, 24 h				(99) I:II = 3:2	331
		1. EtOH, 50-70 min, rt 2. NaBH ₄ , 10 min, 0°				<i>trans</i> (80) <i>cis</i> (80)	1770
		Na(CN)BH ₃ , HOAc, TMOF, 1 h				(83)	344
		1. EtOH, 50 min, rt 2. NaBH ₄ , 10 min, 0°				<i>exo</i> (80) <i>endo</i> (80)	1770
		1. EtOH (abs) 2. NaBH ₄ , 0°				(98)	456

TABLE III. CYCLIC KETONES (Continued)

Ketone	Amine	Conditions	Product(s) and Yield(s) (%)	Refs.	
		Na(CN)BH ₃ , MS 3 Å, MeOH, 4 h	 (61)	61	
		NaBH ₄ , H ₂ SO ₄ , THF, H ₂ O, 15 min	 RHN	$\frac{R}{H}$ (28) + c-C ₆ H ₁₁ (64)	162
		NaBH ₄ , H ₂ SO ₄ , THF, H ₂ O, 30 min	 (90)	163	
		NaBH ₄ , MeOH	 (82)	1785	
		NaBH ₄ , H ₂ SO ₄ , THF, H ₂ O	 (63)	164	
		Na(CN)BH ₃ , HOAc, MeOH	 (-)	699	
		Na(CN)BH ₃ , MeOH, 4 h	 (64)	737	

TABLE III. CYCLIC KETONES (Continued)

Ketone	Amine	Conditions	Product(s) and Yield(s) (%)	Refs.																		
	NH ₄ OAc	Na(CN)BH ₃ •2 dioxane, MS 4 Å, MeOH	 (—)	817																		
	NH ₄ OAc	Na(CN)BH ₃ , MS 4 Å, MeOH, 48 h	 (78)	817																		
		Na(CN)BH ₃	 (—)	1910																		
		Na(CN)BH ₃	 (—)	1910																		
C ₆₋₇ 		1. HOAc: light petroleum ether (2:7), 2 h 2. BH ₃ •pyridine, 10 min 3. 2 h	 <table border="1"> <thead> <tr> <th>R¹</th> <th>R²</th> <th></th> </tr> </thead> <tbody> <tr> <td>H</td> <td><i>c</i>-C₆H₁₁</td> <td>(63)</td> </tr> <tr> <td>H</td> <td>Ph</td> <td>(93)</td> </tr> <tr> <td>Me</td> <td>Ph</td> <td>(83)</td> </tr> </tbody> </table>	R ¹	R ²		H	<i>c</i> -C ₆ H ₁₁	(63)	H	Ph	(93)	Me	Ph	(83)	22						
R ¹	R ²																					
H	<i>c</i> -C ₆ H ₁₁	(63)																				
H	Ph	(93)																				
Me	Ph	(83)																				
		BH ₃ •THF, THF, 24 h	 <table border="1"> <thead> <tr> <th>R</th> <th></th> </tr> </thead> <tbody> <tr> <td>H</td> <td>(94)</td> </tr> <tr> <td>Me</td> <td>(96)</td> </tr> </tbody> </table>	R		H	(94)	Me	(96)	331												
R																						
H	(94)																					
Me	(96)																					
		Li(CN)BH ₃ •2 dioxane, MeOH	 <table border="1"> <thead> <tr> <th>R</th> <th>X</th> <th></th> </tr> </thead> <tbody> <tr> <td>H</td> <td>NMe</td> <td>(55)</td> </tr> <tr> <td>H</td> <td>CH₂</td> <td>(71)</td> </tr> <tr> <td>Me</td> <td>CH₂</td> <td>(77)</td> </tr> </tbody> </table>	R	X		H	NMe	(55)	H	CH ₂	(71)	Me	CH ₂	(77)	54						
R	X																					
H	NMe	(55)																				
H	CH ₂	(71)																				
Me	CH ₂	(77)																				
C ₆₋₁₀ 	HCl•H ₂ N—NH ₂	1. BER, sonication, 1 h 2. Ni(OAc) ₂ •4 H ₂ O, reflux, 3 h 3. BER, Ni(OAc) ₂ •4 H ₂ O, reflux, 1 h	 <table border="1"> <thead> <tr> <th>R</th> <th></th> <th><i>cis:trans</i></th> </tr> </thead> <tbody> <tr> <td>H</td> <td>(88)</td> <td>—</td> </tr> <tr> <td>2-Me</td> <td>(82)</td> <td>62:38</td> </tr> <tr> <td>4-Bu-<i>t</i></td> <td>(88)</td> <td>58:41</td> </tr> </tbody> </table>	R		<i>cis:trans</i>	H	(88)	—	2-Me	(82)	62:38	4-Bu- <i>t</i>	(88)	58:41	225						
R		<i>cis:trans</i>																				
H	(88)	—																				
2-Me	(82)	62:38																				
4-Bu- <i>t</i>	(88)	58:41																				
		1. EtOH, 30-120 min, rt 2. NaBH ₄ , 0°, 10 min	 <table border="1"> <thead> <tr> <th>R</th> <th>n</th> <th></th> </tr> </thead> <tbody> <tr> <td>H</td> <td>1</td> <td><i>cis</i> (80)</td> </tr> <tr> <td>H</td> <td>1</td> <td><i>trans</i> (80)</td> </tr> <tr> <td>H</td> <td>2</td> <td><i>cis</i> (70)</td> </tr> <tr> <td>H</td> <td>2</td> <td><i>trans</i> (85)</td> </tr> <tr> <td><i>t</i>-Bu</td> <td>2</td> <td><i>cis</i> (80)</td> </tr> </tbody> </table>	R	n		H	1	<i>cis</i> (80)	H	1	<i>trans</i> (80)	H	2	<i>cis</i> (70)	H	2	<i>trans</i> (85)	<i>t</i> -Bu	2	<i>cis</i> (80)	455, 1768
R	n																					
H	1	<i>cis</i> (80)																				
H	1	<i>trans</i> (80)																				
H	2	<i>cis</i> (70)																				
H	2	<i>trans</i> (85)																				
<i>t</i> -Bu	2	<i>cis</i> (80)																				
C ₆₋₁₂ 		Li(CN)BH ₃ , pH 5-6, MeOH (abs)	 <table border="1"> <thead> <tr> <th>n</th> <th>R¹</th> <th>R²</th> <th>Time</th> <th></th> </tr> </thead> <tbody> <tr> <td>1</td> <td>H</td> <td><i>n</i>-Pr</td> <td>24 h</td> <td>(81)</td> </tr> <tr> <td>7</td> <td>Me</td> <td>Me</td> <td>36 h</td> <td>(66)</td> </tr> </tbody> </table>	n	R ¹	R ²	Time		1	H	<i>n</i> -Pr	24 h	(81)	7	Me	Me	36 h	(66)	48			
n	R ¹	R ²	Time																			
1	H	<i>n</i> -Pr	24 h	(81)																		
7	Me	Me	36 h	(66)																		
		Na(CN)BH ₃ , HOAc, MeOH (0.25 mol-eq)	 <table border="1"> <thead> <tr> <th>n</th> <th></th> </tr> </thead> <tbody> <tr> <td>1</td> <td>(61)</td> </tr> <tr> <td>7</td> <td>(73)</td> </tr> </tbody> </table>	n		1	(61)	7	(73)	409												
n																						
1	(61)																					
7	(73)																					

TABLE III. CYCLIC KETONES (Continued)

Ketone	Amine	Conditions	Product(s) and Yield(s) (%)	Refs.
		1. Na ₂ SO ₄ (anhyd), HOAc, 10-15 min 2. NaBH(OAc) ₃ , 2 min 3. 15 min - 1 h	 R Me (96) Bu (63) Boc (80) Bn (—)	278
C ₆₋₁₆ 	 (2.0 mol-eq)	Na(CN)BH ₃ , HOAc, MeOH	 n 1 (58) 7 (54) 10 (48) 11 (20)	409
C ₇ 		1. Ti(OPr- <i>i</i>) ₄ 2. NaBH ₄ , EtOH	 (75) <i>cis:trans</i> = 70:30	201
		Bu ₄ N(CN)BH ₃ , MeOH, 16 h	 (82)	61
		1. Bu ₄ N(CN)BH ₃ (0.5 M) in CH ₂ Cl ₂ , MS 3 Å, CH ₂ Cl ₂ , 1 h 2. HOAc, 4 h 3. Bu ₄ N(CN)BH ₃ (0.5 M) in CH ₂ Cl ₂ , HOAc, 16 h	 (68)	61
		1. K10 clay, microwaves, 10 min 2. NaBH ₄ , K10 clay, microwaves, H ₂ O, 65°, 30 s	 (62)	215
	NH ₄ OAc	NaBH(OAc) ₃ , DCE, 48 h	 (80)	21
		1. K10 clay, microwaves, 6 min 2. NaBH ₄ , K10 clay, microwaves, H ₂ O, 65°, 45 s	 (79)	215
		NaBH(OAc) ₃ , DCE, 48 h	 (98)	15
	 R = CH ₂ CH=CH ₂ , c-C ₃ H ₅ , 3-FC ₆ H ₄	Na(CN)BH ₃	 (—)	1910
		Na(CN)BH ₃	 (—)	1910
		Na(CN)BH ₃	 (—)	1910

TABLE III. CYCLIC KETONES (Continued)

Ketone	Amine	Conditions	Product(s) and Yield(s) (%)	Refs.																																			
	$\text{H}-\text{N}(\text{H})-\text{H}$	$\text{Li}(\text{CN})\text{BH}_3$, pH 6-7, MeOH (abs), 36 h	(48)	48																																			
	NH_4OAc	$\text{Na}(\text{CN})\text{BH}_3$, MeOH	(48)	19																																			
	$\text{HCl}\cdot\text{H}_2\text{N}-\text{NH}_2$	1. BER, sonication, 1 h 2. $\text{Ni}(\text{OAc})_2\cdot 4\text{H}_2\text{O}$, reflux, 3 h 3. BER, $\text{Ni}(\text{OAc})_2\cdot 4\text{H}_2\text{O}$, reflux, 1 h	(82) <i>endo:exo</i> = 86:14	225																																			
	$\text{H}-\text{N}(\text{Me})_2$	$\text{Na}(\text{CN})\text{BH}_3$, MeOH	(29)	19																																			
	$\text{H}-\text{N}(\text{Me})_2$	$\text{Na}(\text{CN})\text{BH}_3$, MS 3 Å, MeOH	(47)	19																																			
	$\text{H}-\text{N}(\text{Me})_2$	BER, $\text{HCl}\cdot\text{NEt}_3$, EtOH, 1 h	(92)	223																																			
	$\text{H}-\text{N}(\text{Ph})-\text{H}$	$\text{NaBH}(\text{OAc})_3$, THF, 6 h	(95)	21																																			
	$\text{H}-\text{N}(\text{Bn})-\text{H}$	$\text{NaBH}(\text{OAc})_3$, HOAc, THF, 48 h	(80)	21																																			
	$\text{H}-\text{N}(\text{Me})_2$	$\text{Na}(\text{CN})\text{BH}_3$, MS 3 Å, MeOH, 3 d	(56)	131																																			
C_{7-8} 	$\text{H}-\text{N}(\text{R}^1)(\text{R}^2)$	$\text{NaBH}(\text{OAc})_3$, HOAc, DCE	 I + II	21																																			
			<table border="1"> <thead> <tr> <th>n</th> <th>X</th> <th>R¹</th> <th>R²</th> <th>Time</th> <th>I</th> <th>II</th> </tr> </thead> <tbody> <tr> <td>0</td> <td>CH₂</td> <td>Et</td> <td>Et</td> <td>96 h</td> <td>(79)</td> <td>(—)</td> </tr> <tr> <td>1</td> <td>NMe</td> <td>—(CH₂)₅—</td> <td></td> <td>4 d</td> <td>(30)</td> <td>(30)</td> </tr> <tr> <td>1</td> <td>NMe</td> <td>H</td> <td>Ph</td> <td>72 h</td> <td>(96)</td> <td>(—)</td> </tr> <tr> <td>1</td> <td>NMe</td> <td>H</td> <td>Bn</td> <td>18 h</td> <td>(94)</td> <td>(5)</td> </tr> </tbody> </table>	n	X	R ¹	R ²	Time	I	II	0	CH ₂	Et	Et	96 h	(79)	(—)	1	NMe	—(CH ₂) ₅ —		4 d	(30)	(30)	1	NMe	H	Ph	72 h	(96)	(—)	1	NMe	H	Bn	18 h	(94)	(5)	
n	X	R ¹	R ²	Time	I	II																																	
0	CH ₂	Et	Et	96 h	(79)	(—)																																	
1	NMe	—(CH ₂) ₅ —		4 d	(30)	(30)																																	
1	NMe	H	Ph	72 h	(96)	(—)																																	
1	NMe	H	Bn	18 h	(94)	(5)																																	
	$\text{HOAc}\cdot\text{H}-\text{N}(\text{Y})-\text{H}$	$\text{Na}(\text{CN})\text{BH}_3$, MeOH, reflux, 5 d	 <table border="1"> <thead> <tr> <th>X</th> <th>Y</th> <th></th> </tr> </thead> <tbody> <tr> <td>S</td> <td>O</td> <td>(65)</td> </tr> <tr> <td>S</td> <td>CH₂</td> <td>(70)</td> </tr> <tr> <td>S</td> <td>NMe</td> <td>(77)</td> </tr> <tr> <td>CH₂</td> <td>O</td> <td>(99)</td> </tr> <tr> <td>CH₂</td> <td>S</td> <td>(63)</td> </tr> <tr> <td>CH₂</td> <td>CH₂</td> <td>(73)</td> </tr> <tr> <td>CH₂</td> <td>NMe</td> <td>(50)</td> </tr> <tr> <td>CH₂</td> <td>CH(OH)</td> <td>(47)</td> </tr> </tbody> </table>	X	Y		S	O	(65)	S	CH ₂	(70)	S	NMe	(77)	CH ₂	O	(99)	CH ₂	S	(63)	CH ₂	CH ₂	(73)	CH ₂	NMe	(50)	CH ₂	CH(OH)	(47)	1919								
X	Y																																						
S	O	(65)																																					
S	CH ₂	(70)																																					
S	NMe	(77)																																					
CH ₂	O	(99)																																					
CH ₂	S	(63)																																					
CH ₂	CH ₂	(73)																																					
CH ₂	NMe	(50)																																					
CH ₂	CH(OH)	(47)																																					

TABLE III. CYCLIC KETONES (Continued)

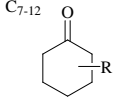

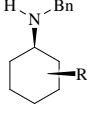
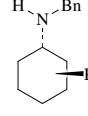
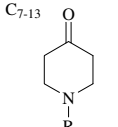

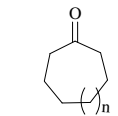

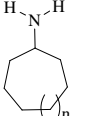
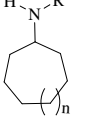
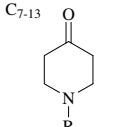
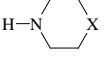
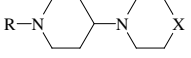
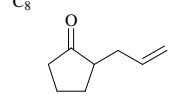

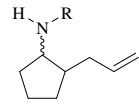
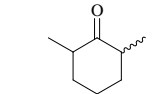

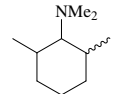
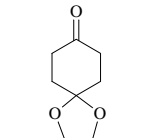

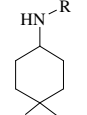
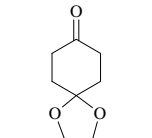

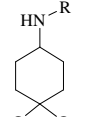

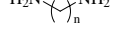
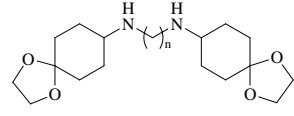
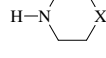
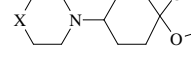

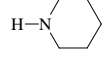
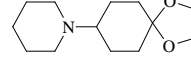
Ketone	Amine	Conditions	Product(s) and Yield(s) (%)	Refs.																									
 C ₇₋₁₂	 H-N(Bn)-H	NaBH(OAc) ₃ , CH ₂ Cl ₂	 I (—)	 II (—)	<table border="1"> <thead> <tr> <th>R</th> <th>I:II</th> </tr> </thead> <tbody> <tr> <td>2-Me</td> <td>8:1</td> </tr> <tr> <td>3-Me</td> <td>1:4.5</td> </tr> <tr> <td>4-Me</td> <td>2.5:1</td> </tr> <tr> <td>4-Bu-<i>t</i></td> <td>4:1</td> </tr> <tr> <td>4-Ph</td> <td>4:1</td> </tr> </tbody> </table>	R	I:II	2-Me	8:1	3-Me	1:4.5	4-Me	2.5:1	4-Bu- <i>t</i>	4:1	4-Ph	4:1	250											
			R	I:II																									
2-Me	8:1																												
3-Me	1:4.5																												
4-Me	2.5:1																												
4-Bu- <i>t</i>	4:1																												
4-Ph	4:1																												
 C ₇₋₁₃	 H-N(Bn)-H	NaBH ₄ , HO ₂ CCH(Et)C ₄ H ₉ , CH ₂ Cl ₂	<table border="1"> <thead> <tr> <th>R</th> <th>I:II</th> </tr> </thead> <tbody> <tr> <td>2-Me</td> <td>(82) 11:1</td> </tr> <tr> <td>3-Me</td> <td>(85) 1:8</td> </tr> <tr> <td>4-Me</td> <td>(50) 4:1</td> </tr> <tr> <td>4-Bu-<i>t</i></td> <td>(80) 7:1</td> </tr> <tr> <td>4-Ph</td> <td>(85) 7:1</td> </tr> </tbody> </table>		R	I:II	2-Me	(82) 11:1	3-Me	(85) 1:8	4-Me	(50) 4:1	4-Bu- <i>t</i>	(80) 7:1	4-Ph	(85) 7:1	250												
			R	I:II																									
2-Me	(82) 11:1																												
3-Me	(85) 1:8																												
4-Me	(50) 4:1																												
4-Bu- <i>t</i>	(80) 7:1																												
4-Ph	(85) 7:1																												
 n = 1, 6	 H-N(R)-H	NaBH(OAc) ₃ , HOAc, DCE, 22-24 h	 (—)		15																								
			 n R	<table border="1"> <thead> <tr> <th>n</th> <th>R</th> <th>Yield (%)</th> </tr> </thead> <tbody> <tr> <td>1</td> <td>C₆H₄CN-4</td> <td>(79)</td> </tr> <tr> <td>1</td> <td>C₆H₄CO₂H-4</td> <td>(71)</td> </tr> <tr> <td>6</td> <td>CH₂CH(OEt)₂</td> <td>(88)</td> </tr> </tbody> </table>	n	R	Yield (%)	1	C ₆ H ₄ CN-4	(79)	1	C ₆ H ₄ CO ₂ H-4	(71)	6	CH ₂ CH(OEt) ₂	(88)	21												
n	R	Yield (%)																											
1	C ₆ H ₄ CN-4	(79)																											
1	C ₆ H ₄ CO ₂ H-4	(71)																											
6	CH ₂ CH(OEt) ₂	(88)																											
 C ₇₋₁₃	 H-N(X)-H	1. Ti(OPr- <i>i</i>) ₄ , 1 h 2. Na(CN)BH ₃ , EtOH (abs), 20 h	 R-N(X)-N(X)-R	<table border="1"> <thead> <tr> <th>R</th> <th>X</th> <th>Yield (%)</th> </tr> </thead> <tbody> <tr> <td>Ac</td> <td>CH₂</td> <td>(69)</td> </tr> <tr> <td>CONHPr-<i>n</i></td> <td>CH₂</td> <td>(56)</td> </tr> <tr> <td>Boc</td> <td>O</td> <td>(65)</td> </tr> <tr> <td>Boc</td> <td>CH₂</td> <td>(78)</td> </tr> <tr> <td>Boc</td> <td>CHCO₂Et</td> <td>(82)</td> </tr> <tr> <td>CONHBu-<i>t</i></td> <td>CH₂</td> <td>(50)</td> </tr> <tr> <td>Cbz</td> <td>CH₂</td> <td>(54)</td> </tr> </tbody> </table>	R	X	Yield (%)	Ac	CH ₂	(69)	CONHPr- <i>n</i>	CH ₂	(56)	Boc	O	(65)	Boc	CH ₂	(78)	Boc	CHCO ₂ Et	(82)	CONHBu- <i>t</i>	CH ₂	(50)	Cbz	CH ₂	(54)	86
				R	X	Yield (%)																							
Ac	CH ₂	(69)																											
CONHPr- <i>n</i>	CH ₂	(56)																											
Boc	O	(65)																											
Boc	CH ₂	(78)																											
Boc	CHCO ₂ Et	(82)																											
CONHBu- <i>t</i>	CH ₂	(50)																											
Cbz	CH ₂	(54)																											
 C ₈	 H-N(R)-H	Na(CN)BH ₃ , MeOH, 72 h	 H-N(R)-CH ₂ -CH=CH ₂	<table border="1"> <thead> <tr> <th>R</th> <th>Yield (%)</th> </tr> </thead> <tbody> <tr> <td><i>n</i>-Bu</td> <td>(83)</td> </tr> <tr> <td><i>c</i>-C₆H₁₁</td> <td>(79)</td> </tr> <tr> <td>Bn</td> <td>(72)</td> </tr> </tbody> </table>	R	Yield (%)	<i>n</i> -Bu	(83)	<i>c</i> -C ₆ H ₁₁	(79)	Bn	(72)	1911																
				R	Yield (%)																								
<i>n</i> -Bu	(83)																												
<i>c</i> -C ₆ H ₁₁	(79)																												
Bn	(72)																												
	 H-N(Me) ₂	1. TiCl ₄ , CH ₂ Cl ₂ , NEt ₃ , 18 h 2. Na(CN)BH ₃ , MeOH, 15 min	 NMe ₂	(50)	81																								
					 H-N(R)-H R = Me, Pr	NaBH(OAc) ₃ , DCE	 HN(R)-	(—)	1446																				
	 H-N(R)-H R = Et, <i>n</i> -Bu, Bn, 2-naphthylmethyl	NaBH(OAc) ₃ , HOAc, DCE	 HN(R)-					(—)	276																				
				 n = 2-10, 12	 H ₂ N-(CH ₂) _n -NH ₂	NaBH(OAc) ₃ , CH ₂ Cl ₂ , 18 h		(—)	1912																				
 H-N(X)-H	1. Ti(OPr- <i>i</i>) ₄ , 1 h 2. Na(CN)BH ₃ , EtOH, 24 h	 X-N(X)-N(X)-X	<table border="1"> <thead> <tr> <th>X</th> <th>Yield (%)</th> </tr> </thead> <tbody> <tr> <td>O</td> <td>(56)</td> </tr> <tr> <td>NMe</td> <td>(72)</td> </tr> </tbody> </table>					X	Yield (%)	O	(56)	NMe	(72)	90, 413															
			X	Yield (%)																									
O	(56)																												
NMe	(72)																												
	 H-N(X)-H	1. Ti(OPr- <i>i</i>) ₄ , 1 h 2. Na(CN)BH ₃ , EtOH (abs), 20 h		(49)	86																								

TABLE III. CYCLIC KETONES (Continued)

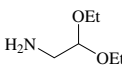
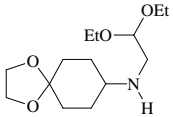
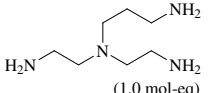
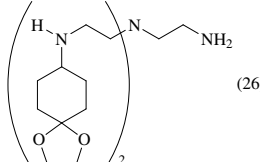
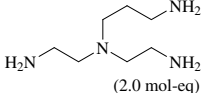
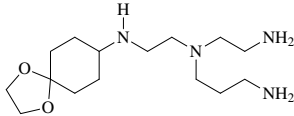

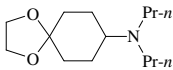

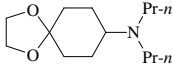

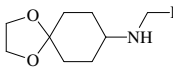

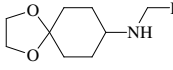
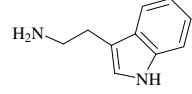
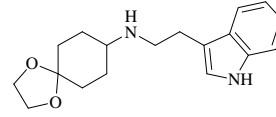
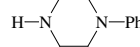
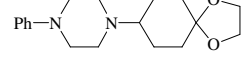
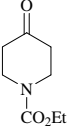

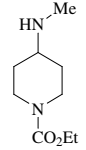
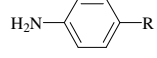
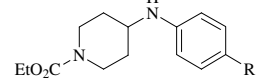
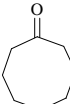
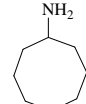
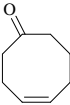

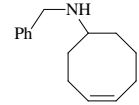
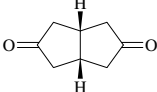

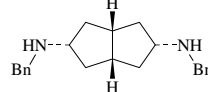
Ketone	Amine	Conditions	Product(s) and Yield(s) (%)	Refs.
		NaBH(OAc) ₃ , DCE, 4 h	 (99)	21
		Na(CN)BH ₃ , HOAc, MeOH	 (26)	409
		Na(CN)BH ₃ , HOAc, MeOH	 (26)	409
		NaBH(OAc) ₃ , DCE, 24 h	 (—)	411
		1. Ti(OPr- <i>i</i>) ₄ , 1 h 2. Na(CN)BH ₃ , EtOH, 24 h	 (46)	88
		1. Na(CN)BH ₃ , HOAc, MeOH, 0°, 15 min 2. rt, overnight	 (—)	410
		1. K10 clay, microwaves, 10 min 2. NaBH ₄ , K10 clay, microwaves, H ₂ O, 65°, 30 s	 (91)	215
		NaBH(OAc) ₃ , HOAc, DCE, 24 h	 (87)	1913, 1914
		NaBH(OAc) ₃ , HOAc, DCE	 (93)	1915
		1. Ti(OPr- <i>i</i>) ₄ , NEt ₃ , EtOH, 10 h 2. NaBH ₄ , 8 h	 (75)	194
		NaBH(OAc) ₃ , HOAc, DCE, 3.5-18 h	 $\frac{R}{Cl}$ (85) $\frac{R}{NO_2}$ (60)	21
	NH ₄ OAc	Amberlyst 26•(CN)BH ₃ , EtOH, reflux, 48 h	 (49)	65
		Na(CN)BH ₃ , pH 5, MeOH	 (45)	1916
		NaBH(OAc) ₃	 (96)	1917

TABLE III. CYCLIC KETONES (Continued)

Ketone	Amine	Conditions	Product(s) and Yield(s) (%)	Refs.																																	
	$\text{H}-\text{N}(\text{Bn})-\text{H} + \text{H}-\text{N}(\text{Bn})\cdot\text{HCl}$	$\text{Na}(\text{CN})\text{BH}_3$, MeOH, 72 h	 <i>endo:endo</i> (33) + <i>endo:exo</i> (—) + <i>exo:exo</i> (—)	1918																																	
	NH_4OAc	$\text{Na}(\text{CN})\text{BH}_3$, MeOH, 7 d	(88)	1919																																	
	NH_4OAc	$\text{Na}(\text{CN})\text{BH}_3$, MeOH, 7 d	(42)	1919																																	
	$\text{HOAc}\cdot\text{H}-\text{N}(\text{X})$	$\text{Na}(\text{CN})\text{BH}_3$, MeOH, reflux, 5 d	 $\frac{\text{X}}{\text{O}} (58)$ $\text{CH}_2 (60)$	1919																																	
	NH_4OAc	$\text{Na}(\text{CN})\text{BH}_3$, MS 3 Å, <i>i</i> -PrOH, 72 h	 + (94) I:II = 2.4:1	71																																	
	NH_4OAc	$\text{Na}(\text{CN})\text{BH}_3$, MeOH, 113 h	 + (—) I:II = 3.2:1	1920																																	
	NH_4OAc	$\text{Na}(\text{CN})\text{BH}_3$	 + (—) I:II = 1:1	1921																																	
	$\text{H}-\text{N}(\text{Me})-\text{H}$	1. $\text{Ti}(\text{OPr-}i)_4$, 1 h 2. $\text{Na}(\text{CN})\text{BH}_3$, EtOH (abs), 20 h	(58)	86																																	
	$\text{H}-\text{N}(\text{R}^1)(\text{R}^2)$	1. $\text{Ti}(\text{OPr-}i)_4$, 3 h 2. MeOH 3. NaBH_4 , 10-20 min	 $\frac{\text{R}^1}{-(\text{CH}_2)_5-} (90) \quad \frac{\text{R}^2}{\text{Bn}} (93) \quad \frac{\text{exo:endo}}{7:1 \quad 2:3}$	21																																	
	$\text{H}-\text{N}(\text{R})-\text{H}$ R = Bn	$\text{Na}(\text{CN})\text{BH}_3$ or BER	 + (—) I:II = 2:1	250, 252																																	
	$\text{H}-\text{N}(\text{R})-\text{H}$	NaBH_4 , RCO_2H , CH_2Cl_2	I + II <table border="1"> <thead> <tr> <th>R</th> <th>II</th> <th>I:II</th> </tr> </thead> <tbody> <tr><td>Me</td><td>(88)</td><td>12:1</td></tr> <tr><td>Et</td><td>(88)</td><td>14:1</td></tr> <tr><td>Pr</td><td>(84)</td><td>14:1</td></tr> <tr><td><i>i</i>-Pr</td><td>(83)</td><td>16:1</td></tr> <tr><td>Bu</td><td>(81)</td><td>13:1</td></tr> <tr><td><i>t</i>-Bu</td><td>(89)</td><td>15:1</td></tr> <tr><td><i>n</i>-C₅H₁₁</td><td>(77)</td><td>14:1</td></tr> <tr><td>CH₂Et₂</td><td>(83)</td><td>30:1</td></tr> <tr><td><i>c</i>-C₆H₁₁</td><td>(81)</td><td>8:1</td></tr> <tr><td>CH(Et)C₄H₉</td><td>(85)</td><td>>50:1</td></tr> </tbody> </table>	R	II	I:II	Me	(88)	12:1	Et	(88)	14:1	Pr	(84)	14:1	<i>i</i> -Pr	(83)	16:1	Bu	(81)	13:1	<i>t</i> -Bu	(89)	15:1	<i>n</i> -C ₅ H ₁₁	(77)	14:1	CH ₂ Et ₂	(83)	30:1	<i>c</i> -C ₆ H ₁₁	(81)	8:1	CH(Et)C ₄ H ₉	(85)	>50:1	250
R	II	I:II																																			
Me	(88)	12:1																																			
Et	(88)	14:1																																			
Pr	(84)	14:1																																			
<i>i</i> -Pr	(83)	16:1																																			
Bu	(81)	13:1																																			
<i>t</i> -Bu	(89)	15:1																																			
<i>n</i> -C ₅ H ₁₁	(77)	14:1																																			
CH ₂ Et ₂	(83)	30:1																																			
<i>c</i> -C ₆ H ₁₁	(81)	8:1																																			
CH(Et)C ₄ H ₉	(85)	>50:1																																			

TABLE III. CYCLIC KETONES (Continued)

Ketone	Amine	Conditions	Product(s) and Yield(s) (%)	Refs.
C ₈₋₁₂ 	NH ₄ Cl	1. Ti(OPr- <i>i</i>) ₄ , NEt ₃ , EtOH, 11 h 2. NaBH ₄ , 7-8 h	 R OEt (87) Ph (77)	195
C ₉ 	H ₂ N-CH ₂ -Ph	NaBH(OAc) ₃ , HOAc, DCE	(43)	1922
		Na(CN)BH ₃ , MeOH	(56) <i>cis:trans</i> = 4:3	1923
	NH ₄ OAc (0.5 mol-eq)	Na(CN)BH ₃ , MeOH, 24 h	(60)	710
	NH ₄ OAc (11 mol-eq)	Na(CN)BH ₃ , MeOH, 24 h	(60) + (89) I:II = 1.6:1	712
		Na(CN)BH ₃ , MeOH, 6 d	(50)	1924
		Na(CN)BH ₃ , MeOH, 24-48 h	" (75)	127, 710
		Na(CN)BH ₃ , MeOH, 48 h	" (73)	1924
		Na(CN)BH ₃ , MS 4 Å, MeOH, 2 d	(—)	1925
		Na(CN)BH ₃ , MeOH, 24 h	(69) R Me (—) <i>c</i> -C ₆ H ₁₁	712
	H ₂ N-CH ₂ -CH ₂ -NH ₂	Na(CN)BH ₃ , MeOH, 24 h	(54)	712
		Na(CN)BH ₃ , MeOH, 5 d	(63) R¹ Me R² —(CH ₂) ₃ — (—) —(CH ₂) ₄ — (—) —(CH ₂) ₅ — (—)	1926, 1927
	H ₂ N-(CH ₂) _n -OH	Na(CN)BH ₃ , MS 3 Å, MeOH, 2 d	(60) n 2 (60) 3 (—) 4 (—) 5 (—) 6 (—)	1225

TABLE III. CYCLIC KETONES (Continued)

Ketone	Amine	Conditions	Product(s) and Yield(s) (%)	Refs.
	$\text{H}-\text{N}(\text{Bu})_2\text{HCl}$	$\text{Na}(\text{CN})\text{BH}_3$, MeOH, 5 d	 (35)	1928
	$\text{H}-\text{N}(\text{R})_2$	1. pH 8.5, MeOH (abs), 0.5 h 2. $\text{Na}(\text{CN})\text{BH}_3$, MS 3 Å, 48 h	 R CH ₂ CH(OH)C ₆ H ₃ Cl ₂ -3,4 (—) (CH ₂) ₁₀ NH ₂ (36) (CH ₂) ₃ CH(Me)HN (91)	1929
		$\text{Na}(\text{CN})\text{BH}_3$, MeOH, 50°, 72 h	 (36)	1929
	$\text{H}-\text{N}(\text{Me})_2\text{HCl}$	$\text{Na}(\text{CN})\text{BD}_3$, MeOH	(—)	136
	ND ₄ OAc	$\text{Na}(\text{CN})\text{BD}_3$, CD ₃ OD	 (55)	128
	ND ₄ OAc	$\text{Na}(\text{CN})\text{BD}_3$, CD ₃ OD MS 3 Å, 48 h	 (22)	129
	H ₂ NCH ₂ CO ₂ Et	$\text{Na}(\text{CN})\text{BH}_3$, EtOH, 6 h	 (—)	1728, 1930
	H ₂ NCH ₂ CO ₂ Bu- <i>t</i>	$\text{Na}(\text{CN})\text{BH}_3$, H ₃ PO ₃ , MeOH:H ₂ O (2:1), 4 h	 (63)	1041
	H ₂ NCH ₂ CO ₂ Bn	$\text{NaBH}(\text{OAc})_3$, NEt ₃ , DCE	 (100)	1392
	HCl·H ₂ NCH ₂ CONH ₂	$\text{Na}(\text{CN})\text{BH}_3$, NaOAc, MeOH, reflux, 2 d	 (18)	992
	NH ₄ OAc	$\text{Na}(\text{CN})\text{BH}_3$, MeOH, 48 h	 (35)	1122
	H-N(Pr)-H	$\text{NaBH}(\text{OAc})_3$, NEt ₃ , DCE	(—)	1446
	H-N(Me) ₂ -H	$\text{Na}(\text{CN})\text{BH}_3$	 I + II (84) I:II = 4:1	1931

TABLE III. CYCLIC KETONES (Continued)

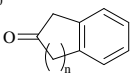

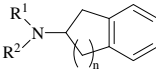
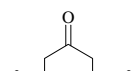

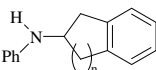
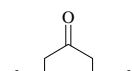
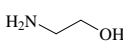
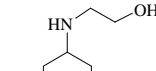
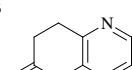

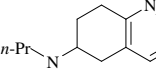
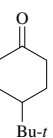

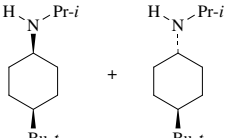

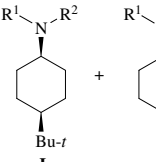
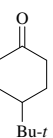

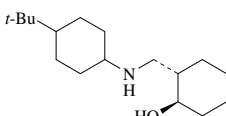
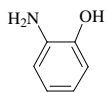
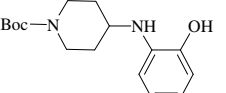
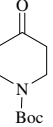

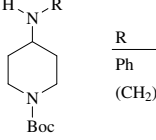
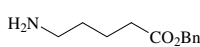
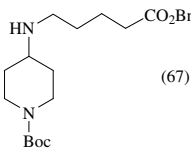
Ketone	Amine	Conditions	Product(s) and Yield(s) (%)	Refs.																																																																
		Na(CN)BH ₃ , MeOH, 20 h	 <table border="1"> <thead> <tr> <th>n</th> <th>R¹</th> <th>R²</th> <th>Yield (%)</th> </tr> </thead> <tbody> <tr><td>1</td><td>H</td><td>Me</td><td>(41)</td></tr> <tr><td>1</td><td>H</td><td>Et</td><td>(69)</td></tr> <tr><td>1</td><td>Me</td><td>Me</td><td>(41)</td></tr> <tr><td>1</td><td>H</td><td><i>n</i>-Pr</td><td>(74)</td></tr> <tr><td>1</td><td>H</td><td><i>n</i>-Bu</td><td>(69)</td></tr> <tr><td>1</td><td>Et</td><td>Et</td><td>(61)</td></tr> <tr><td>1</td><td><i>n</i>-Pr</td><td><i>n</i>-Pr</td><td>(38)</td></tr> <tr><td>1</td><td><i>n</i>-Bu</td><td><i>n</i>-Bu</td><td>(99)</td></tr> <tr><td>2</td><td>H</td><td>Me</td><td>(60)</td></tr> <tr><td>2</td><td>H</td><td>Et</td><td>(42)</td></tr> <tr><td>2</td><td>Me</td><td>Me</td><td>(48)</td></tr> <tr><td>2</td><td>H</td><td><i>n</i>-Pr</td><td>(50)</td></tr> <tr><td>2</td><td>H</td><td><i>i</i>-Pr</td><td>(36)</td></tr> <tr><td>2</td><td>H</td><td><i>n</i>-Bu</td><td>(71)</td></tr> <tr><td>2</td><td>Et</td><td>Et</td><td>(20)</td></tr> </tbody> </table>	n	R ¹	R ²	Yield (%)	1	H	Me	(41)	1	H	Et	(69)	1	Me	Me	(41)	1	H	<i>n</i> -Pr	(74)	1	H	<i>n</i> -Bu	(69)	1	Et	Et	(61)	1	<i>n</i> -Pr	<i>n</i> -Pr	(38)	1	<i>n</i> -Bu	<i>n</i> -Bu	(99)	2	H	Me	(60)	2	H	Et	(42)	2	Me	Me	(48)	2	H	<i>n</i> -Pr	(50)	2	H	<i>i</i> -Pr	(36)	2	H	<i>n</i> -Bu	(71)	2	Et	Et	(20)	655
			n	R ¹	R ²	Yield (%)																																																														
			1	H	Me	(41)																																																														
			1	H	Et	(69)																																																														
			1	Me	Me	(41)																																																														
			1	H	<i>n</i> -Pr	(74)																																																														
			1	H	<i>n</i> -Bu	(69)																																																														
			1	Et	Et	(61)																																																														
			1	<i>n</i> -Pr	<i>n</i> -Pr	(38)																																																														
			1	<i>n</i> -Bu	<i>n</i> -Bu	(99)																																																														
			2	H	Me	(60)																																																														
			2	H	Et	(42)																																																														
			2	Me	Me	(48)																																																														
2	H	<i>n</i> -Pr	(50)																																																																	
2	H	<i>i</i> -Pr	(36)																																																																	
2	H	<i>n</i> -Bu	(71)																																																																	
2	Et	Et	(20)																																																																	
		NaBH(OAc) ₃ , HOAc, DCE, 6-24 h	 <table border="1"> <thead> <tr> <th>n</th> <th>Yield (%)</th> </tr> </thead> <tbody> <tr><td>1</td><td>(85)</td></tr> <tr><td>2</td><td>(87)</td></tr> </tbody> </table>	n	Yield (%)	1	(85)	2	(87)	21																																																										
			n	Yield (%)																																																																
1	(85)																																																																			
2	(87)																																																																			
		Na(CN)BH ₃ , HCl in MeOH, pH 6, MeOH, 3 d	 <table border="1"> <thead> <tr> <th>R¹</th> <th>R²</th> <th>Yield (%)</th> </tr> </thead> <tbody> <tr><td>H</td><td>Me</td><td>(61)</td></tr> <tr><td>Bn</td><td>H</td><td>(46)</td></tr> </tbody> </table>	R ¹	R ²	Yield (%)	H	Me	(61)	Bn	H	(46)	1932																																																							
			R ¹	R ²	Yield (%)																																																															
H	Me	(61)																																																																		
Bn	H	(46)																																																																		
		NaBH(OAc) ₃ , HOAc, DCE, 5 h	 <table border="1"> <thead> <tr> <th>R</th> <th>Yield (%)</th> </tr> </thead> <tbody> <tr><td>H</td><td>(83)</td></tr> <tr><td>OMe</td><td>(—)</td></tr> <tr><td>NHBn</td><td>(78)</td></tr> </tbody> </table>	R	Yield (%)	H	(83)	OMe	(—)	NHBn	(78)	1933																																																								
			R	Yield (%)																																																																
			H	(83)																																																																
OMe	(—)																																																																			
NHBn	(78)																																																																			
		NaBH(OAc) ₃ , HOAc, DCE, 0.5 h	 (98) I:II = 4:1	272																																																																
				NaBH(OAc) ₃ , DCE, 10-30 min	 <table border="1"> <thead> <tr> <th>R¹</th> <th>R²</th> <th>R²</th> <th>I:II</th> </tr> </thead> <tbody> <tr><td>—(CH₂)₄—</td><td>H</td><td><i>c</i>-C₆H₁₁(91)</td><td>(98) 71:29</td></tr> <tr><td>H</td><td>H</td><td>H</td><td>79:21</td></tr> </tbody> </table>	R ¹	R ²	R ²	I:II	—(CH ₂) ₄ —	H	<i>c</i> -C ₆ H ₁₁ (91)	(98) 71:29	H	H	H	79:21	21																																																		
R ¹	R ²	R ²	I:II																																																																	
—(CH ₂) ₄ —	H	<i>c</i> -C ₆ H ₁₁ (91)	(98) 71:29																																																																	
H	H	H	79:21																																																																	
		1. EtOH, rt, 60 min 2. NaBH ₄ , 0°	 (75)	1765																																																																
				NaBH(OAc) ₃	 (90)	1934																																																														
		1. Ti(OPr- <i>i</i>) ₄ , 1 h 2. Na(CN)BH ₃ , EtOH (abs), 20 h	 <table border="1"> <thead> <tr> <th>R</th> <th>Yield (%)</th> </tr> </thead> <tbody> <tr><td>Ph</td><td>(59)</td></tr> <tr><td>(CH₂)₃CH(OEt)₂</td><td>(86)</td></tr> </tbody> </table>	R	Yield (%)	Ph	(59)	(CH ₂) ₃ CH(OEt) ₂	(86)	86																																																										
			R	Yield (%)																																																																
Ph	(59)																																																																			
(CH ₂) ₃ CH(OEt) ₂	(86)																																																																			
	NaBH(OAc) ₃ , HOAc CH ₂ Cl ₂ , 25°, 3 h	 (67)	1935																																																																	

TABLE III. CYCLIC KETONES (Continued)

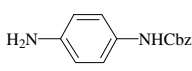
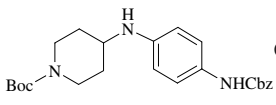
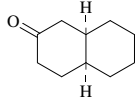
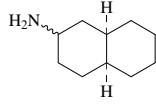
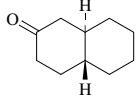
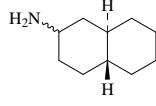
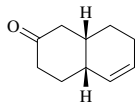

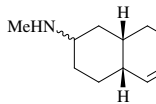
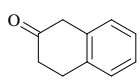
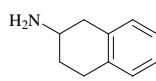
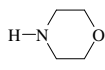
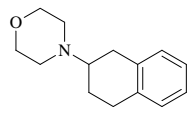
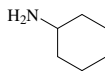
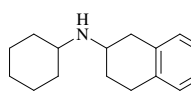
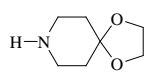
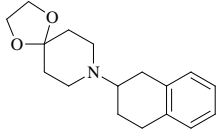
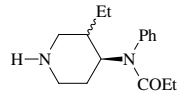
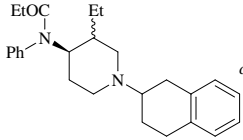
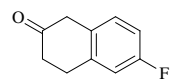

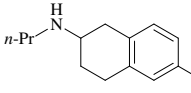
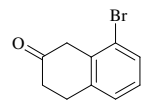

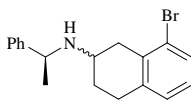
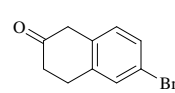
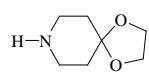
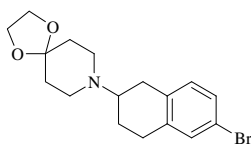

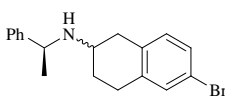
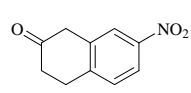

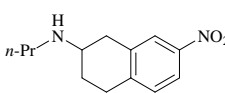
Ketone	Amine	Conditions	Product(s) and Yield(s) (%)	Refs.
		NaBH(OAc) ₃ , CH ₂ Cl ₂	 (—)	1370
	NH ₄ OAc	Na(CN)BH ₃	 (—) <i>cis,cis,cis,trans</i> = 72:28	1936
	NH ₄ OAc	Na(CN)BH ₃	 (—) <i>trans,cis:trans,trans</i> = 70:30	1936
		Na(CN)BH ₃ , MeOH, 24 h	 (92)	1937, 1938
	NH ₄ OAc	Na(CN)BH ₃ , MeOH, 72 h	 (40)	655
		NaBH(OAc) ₃ , HOAc, THF, 120 h	 (58)	21
		NaBH(OAc) ₃ , THF, 24 h	 (85)	21
		Na(CN)BH ₃ , MS 3 Å, MeOH, 5 d	 (28)	1939
		Na(CN)BH ₃ , MS 3 Å, MeOH, 3.5 d	 <i>cis</i> (36) + <i>trans</i> (66)	1939
		Na(CN)BH ₃ , HOAc, MeOH, 5 h	 (91)	1940
		Na(CN)BH ₃ , HOAc, MeOH, 5 h	 (90) <i>2R,S:2S,S</i> = 1:1	1051
		NaBH(OAc) ₃	 (85)	1941
		NaBH(OAc) ₃ , HOAc, CH ₂ Cl ₂	 (85) <i>2R,S:2S,S</i> = 1:1	1359
		Na(CN)BH ₃ , HOAc, EtOH, 16 h	 (56)	1942

TABLE III. CYCLIC KETONES (Continued)

Ketone	Amine	Conditions	Product(s) and Yield(s) (%)	Refs.
		1. TiCl ₄ , NEt ₃ 2. Na(CN)BH ₃ , MeOH	 (56)	85
	NH ₄ OAc	Na(CN)BH ₃ , MeOH, 3 d	 I + II (54) I:II = 3:2	1943
	NH ₄ OAc	Na(CN)BH, MeOH, 48 h	 (60)	1944
	NH ₄ Cl	1. Ti(OPr- <i>i</i>) ₄ , NEt ₃ , EtOH, 11 h 2. NaBH ₄ , 8 h	 (78)	195
		1. Ti(OPr- <i>i</i>) ₄ , NEt ₃ , EtOH, 10 h 2. NaBH ₄ , 8 h	 (75)	194
		1. EtOH, 150 min, rt 2. NaBH ₄ , 10 min, 0°	 <i>cis</i> (70) <i>trans</i> (75)	455, 1769
		1. EtOH, 2 h, rt 2. NaBH ₄ , 0°	 (51)	1765
		Na(CN)BH ₃ , MeOH, 72 h	 (69)	1354
		Na(CN)BH ₃ , HOAc, MeOH	 (45)	409
		NaBH ₄ , H ₂ SO ₄ , THF, H ₂ O, 15 min	 (57)	163
		NaBH ₄ , H ₂ SO ₄ , THF, H ₂ O, 15 min	 R H (15) + 2-adamantyl (71)	162
		Na(CN)BH ₃ , MeOH, 3 d	 (50)	1945
	NH ₄ OAc	Na(CN)BH ₃ , MeOH, MS 3 Å, 48 h	 (40)	1946
		NaBH(OAc) ₃ , DCE	 (-)	1447

TABLE III. CYCLIC KETONES (Continued)

Ketone	Amine	Conditions	Product(s) and Yield(s) (%)	Refs.
C ₁₀₋₁₂ 		NaBH(OAc) ₃ , CH ₂ Cl ₂ , 0° to rt, 12 h	 R _____ Boc (94) Bn (—)	470
			Na(CN)BH ₃ , MeOH, 20 h	 R ¹ R ² _____ Boc <i>c</i> -C ₃ H ₅ (84) Bn <i>n</i> -Pr (96) Bn <i>i</i> -Pr (45)
		Na(CN)BH ₃ , MeOH, 22 h	 R ¹ R ² R ³ R ⁴ _____ H H Me Me (25) OMe OMe H Et (42) OMe OMe H <i>n</i> -Pr (69) OMe OMe H <i>n</i> -Bu (17)	650
C ₁₀₋₁₄ 		1. Ti(OPr- <i>i</i>) ₄ , 1 h 2. Na(CN)BH ₃ , EtOH, 24 h	 R _____ H (51) <i>N</i> -succinamidyl (44)	412
C ₁₁ 	NH ₄ OAc	Na(CN)BH ₃	 (6)	1947
		Na(CN)BT ₃ , AcOH, MS, MeOH, 18 h	 I + II (—) I:II = 4:1	141
		1. Ti(OPr- <i>i</i>) ₄ , 20°, 1 h 2. Na(CN)BH ₃ , EtOH, 24 h	 (45)	92
		Na(CN)BH ₃ , MeOH, 20 h	 (91)	1948
		Na(CN)BH ₃ , MeOH	 (51)	1948
	NH ₄ OAc	Na(CN)BH ₃ , MeOH, 4 d	 I + II (93) I:II = 2:1	1169
		Na(CN)BH ₃ , MeOH, 3 d	 I + II (82) I:II = 11:4	1169

TABLE III. CYCLIC KETONES (Continued)

Ketone	Amine	Conditions	Product(s) and Yield(s) (%)	Refs.
		1. EtOH, 100° 2. NaBH ₄ in cold H ₂ O, 0° to rt, 5 h	 R H (85) Me (91) Et (84) (CH ₂) ₂ OH (92) <i>i</i> -Pr (80) <i>n</i> -Bu (80) <i>i</i> -Bu (82) C ₅ H ₁₁ (87) Bn (90) C ₈ H ₁₇ (90)	1949
		Na(CN)BH ₃ , HCl (5 N) in MeOH, MS 3 Å, MeOH, 3 d	 (61) + (15)	759
		Na(CN)BH ₃ , MS 3 Å, MeOH, rt, 45 h	 I + II (41) I:II = 5:1	1950
		Na(CN)BH ₃ , HCl (5 N), in MeOH, 72 h	 (20)	1951
		Na(CN)BH ₃ , HOAc, MeCN, 3 h	 (22)	1952
		Na(CN)BH ₃ , MeOH, 25 h	 R ¹ R ² R ³ H H H (59) 856 OMe H H (51) H OMe H (65) H OMe Me (70)	
		Na(CN)BH ₃ , MeOH, 1-2 h	 R H (52) OMe (57)	743
		1. Ti(OPr- <i>i</i>) ₄ , 1 h 2. Na(CN)BH ₃ , EtOH, 24 h	 X O (43) CH ₂ (38)	90
		Bu ₄ N(CN)BH ₃ , MS	 (27)	62

TABLE III. CYCLIC KETONES (Continued)

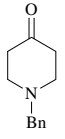

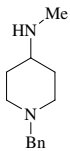

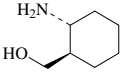
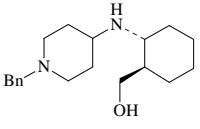
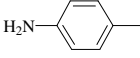
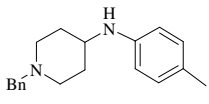
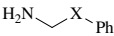
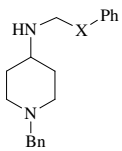
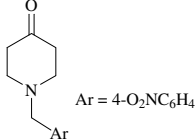
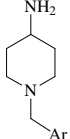
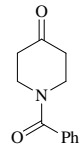
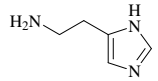
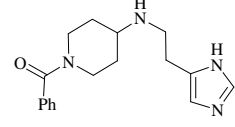
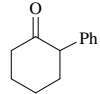

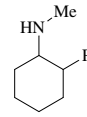
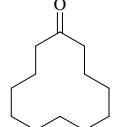
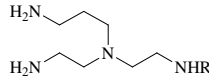
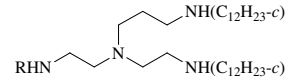
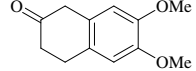

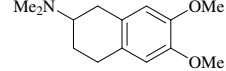
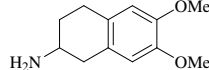
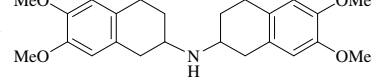
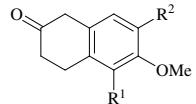
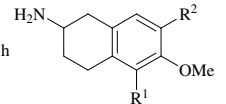
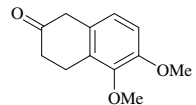

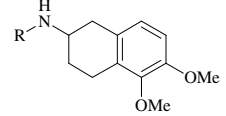
Ketone	Amine	Conditions	Product(s) and Yield(s) (%)	Refs.
		Na(CN)BH ₃ , MS 4 Å, MeOH, 1 d	 (76)	476
		Na(CN)BH ₃ , ZnCl ₂ , MeOH	" (—)	111
		1. EtOH, 300 min, rt 2. NaBH ₄ , 10 min, 0°	 (75)	1770
		1. MS 3 Å, MS 5 Å, MeOH, 6 h 2. HOAc, overnight 3. Na(CN)BH ₃ , 3 h	 (67)	73
		Na(CN)BH ₃ , ZnCl ₂ , MeOH	 (76) X <u> </u> —CH=CH— (46) —C≡C— (69)	111
 Ar = 4-O ₂ NC ₆ H ₄	NH ₄ OAc	Na(CN)BH ₃ , MS 3 Å, MeOH, 16 h	 (83)	1953
		1. MS 3 Å, NaOAc, MeOH, 45 min 2. Na(CN)BH ₃ , 1.5 h	 (24)	1221
		1. Ti(OPr- <i>i</i>) ₄ , NEt ₃ , EtOH, 10 h 2. NaBH ₄ , 8 h	 (70)	194
		Na(CN)BH ₃ , HOAc, MeOH	 R <u> </u> Bn (77) COPh (72)	409
		Na(CN)BH ₃	 (—)	1177
		Na(CN)BH ₃ , MeOH, 3 d	 (—)	1809
 R ¹ , R ²	NH ₄ OAc	Na(CN)BH ₃ , MeOH, 22 h	 R ¹ R ² <u> </u> OMe H (94) H OMe (54)	650
		NaBH ₄ , MeOH, 5 h	 R <u> </u> Me (60) Et (57) <i>n</i> -Pr (72) <i>i</i> -Pr (25)	1172

TABLE III. CYCLIC KETONES (Continued)

Ketone	Amine	Conditions	Product(s) and Yield(s) (%)	Refs.
	$\text{HOAc} \cdot \text{H}_2\text{N}(\text{CH}_2)_n\text{NH}_2 \cdot \text{HOAc}$	$\text{Na}(\text{CN})\text{BH}_3$, HOAc, pH 5, MeOH, 24 h	 n 2 (56) 3 (36) 4 (35)	1954
	$\text{H}_2\text{NCH}_2\text{Ph}$	1. THF, 1 h 2. $\text{Na}(\text{CN})\text{BH}_3$, MeOH, 3 h	 (76)	1955
	NH_4OAc	$\text{Li}(\text{CN})\text{BH}_3$, MS 4 Å, MeOH, 50 h	 (38)	58
	NH_4OAc	$\text{Li}(\text{CN})\text{BH}_3$, MeOH,	" (—)	59
		$\text{Na}(\text{CN})\text{BH}_3$, EtOH, 68 h	 I + II (95) I:II = 9:2	1956
C_{12-15} 		$\text{Na}(\text{CN})\text{BH}_3$, HOAc, MeOH	 n 1 (44) 3 (13)	409
C_{13} 		$\text{Na}(\text{CN})\text{BH}_3$, MS 3 Å, MeOH, 3 d	 I + II (84) I:II = 2:1	1939
		$\text{Na}(\text{CN})\text{BH}_3$, THF, 14 h	 (26)	1957
		$\text{Na}(\text{CN})\text{BH}_3$, HOAc, MeOH, 36 h	 (79)	1611
		$\text{Na}(\text{CN})\text{BH}_3$, MeOH, 44 d	 (76)	1958
	$\text{H}_2\text{NCH}_2\text{CH}_2\text{NH}_2$	1. EtOH, 1.5 h 2. NaBH_4 , 18 h	 (86)	1959
	$\text{H}_2\text{NCH}_2\text{C}_6\text{H}_4\text{R}$ R = H, 3-Br, 3-I, 4-I	1. EtOH, 100°, 14 h 2. NaBH_4 , rt, 14 h	 (—)	1960

TABLE III. CYCLIC KETONES (Continued)

Ketone	Amine	Conditions	Product(s) and Yield(s) (%)	Refs.																																													
		1. EtOH, 100°, 14 h 2. NaBH4, rt, 6 h		<table border="1"> <thead> <tr> <th>R¹</th> <th>R²</th> <th>R³</th> <th></th> </tr> </thead> <tbody> <tr> <td>F</td> <td>H</td> <td>H</td> <td>(—)</td> </tr> <tr> <td>H</td> <td>H</td> <td>F</td> <td>(—)</td> </tr> <tr> <td>H</td> <td>F</td> <td>F</td> <td>(—)</td> </tr> <tr> <td>H</td> <td>NO₂</td> <td>H</td> <td>(—)</td> </tr> <tr> <td>H</td> <td>CF₃</td> <td>H</td> <td>(—)</td> </tr> </tbody> </table>	R ¹	R ²	R ³		F	H	H	(—)	H	H	F	(—)	H	F	F	(—)	H	NO ₂	H	(—)	H	CF ₃	H	(—)	1961																				
R ¹	R ²	R ³																																															
F	H	H	(—)																																														
H	H	F	(—)																																														
H	F	F	(—)																																														
H	NO ₂	H	(—)																																														
H	CF ₃	H	(—)																																														
	NH ₄ OAc	Na(CN)BH ₃ , MeOH, 36 h		(82)	1962																																												
		1. HOAc, pH 4-5, MeOH:THF (1:1), 0-5°, 30 min 2. Na(CN)BH ₃ , 48 h		<table border="1"> <thead> <tr> <th>R¹</th> <th>R²</th> <th>R³</th> <th><i>cis:trans</i></th> </tr> </thead> <tbody> <tr> <td>H</td> <td>allyl</td> <td><i>n</i>-Pr</td> <td>(67) 6:1</td> </tr> <tr> <td>H</td> <td>allyl</td> <td>allyl</td> <td>(74) 10:1</td> </tr> <tr> <td>8-Ome</td> <td>CO₂Me</td> <td>allyl</td> <td>(84) 3.4:1</td> </tr> <tr> <td>5-Ome</td> <td>allyl</td> <td><i>n</i>-Pr</td> <td>(88) 7.5:1</td> </tr> <tr> <td>8-Ome</td> <td>allyl</td> <td><i>n</i>-Pr</td> <td>(60) 5.4:1</td> </tr> <tr> <td>8-Ome</td> <td>allyl</td> <td>allyl</td> <td>(83) 5:1</td> </tr> <tr> <td>8-Ome</td> <td>allyl</td> <td>CH₂C₃H₅-<i>c</i></td> <td>(30) 3.4:1</td> </tr> <tr> <td>8-Ome</td> <td>CH₂C₃H₅-<i>c</i></td> <td><i>n</i>-Pr</td> <td>(78) 5:1</td> </tr> <tr> <td>8-Ome</td> <td>CH₂C₃H₅-<i>c</i></td> <td>allyl</td> <td>(89) 4.2:1</td> </tr> <tr> <td>8-Ome</td> <td>CH₂C₃H₅-<i>c</i></td> <td>CH₂C₃H₅-<i>c</i></td> <td>(40) 3.6:1</td> </tr> </tbody> </table>	R ¹	R ²	R ³	<i>cis:trans</i>	H	allyl	<i>n</i> -Pr	(67) 6:1	H	allyl	allyl	(74) 10:1	8-Ome	CO ₂ Me	allyl	(84) 3.4:1	5-Ome	allyl	<i>n</i> -Pr	(88) 7.5:1	8-Ome	allyl	<i>n</i> -Pr	(60) 5.4:1	8-Ome	allyl	allyl	(83) 5:1	8-Ome	allyl	CH ₂ C ₃ H ₅ - <i>c</i>	(30) 3.4:1	8-Ome	CH ₂ C ₃ H ₅ - <i>c</i>	<i>n</i> -Pr	(78) 5:1	8-Ome	CH ₂ C ₃ H ₅ - <i>c</i>	allyl	(89) 4.2:1	8-Ome	CH ₂ C ₃ H ₅ - <i>c</i>	CH ₂ C ₃ H ₅ - <i>c</i>	(40) 3.6:1	754, 1053
R ¹	R ²	R ³	<i>cis:trans</i>																																														
H	allyl	<i>n</i> -Pr	(67) 6:1																																														
H	allyl	allyl	(74) 10:1																																														
8-Ome	CO ₂ Me	allyl	(84) 3.4:1																																														
5-Ome	allyl	<i>n</i> -Pr	(88) 7.5:1																																														
8-Ome	allyl	<i>n</i> -Pr	(60) 5.4:1																																														
8-Ome	allyl	allyl	(83) 5:1																																														
8-Ome	allyl	CH ₂ C ₃ H ₅ - <i>c</i>	(30) 3.4:1																																														
8-Ome	CH ₂ C ₃ H ₅ - <i>c</i>	<i>n</i> -Pr	(78) 5:1																																														
8-Ome	CH ₂ C ₃ H ₅ - <i>c</i>	allyl	(89) 4.2:1																																														
8-Ome	CH ₂ C ₃ H ₅ - <i>c</i>	CH ₂ C ₃ H ₅ - <i>c</i>	(40) 3.6:1																																														
	NH ₄ OAc	Na(CN)BH ₃ , MS 3 Å, <i>i</i> -PrOH, 72 h		(76) I:II = 1:8	36																																												
	NH ₄ OAc	Zn(BH ₄) ₂ , Et ₂ O	I + II (—)	I:II = 4.2:1	37																																												
	NH ₄ OAc	Na(CN)BH ₃ , MS 3 Å	I + II (—)	I:II = 9:1	37																																												
		Na(CN)BH ₃ , MS 3 Å, <i>i</i> -PrOH, 72 h		<table border="1"> <thead> <tr> <th>R</th> <th>I:II</th> </tr> </thead> <tbody> <tr> <td>H (89)</td> <td>9:1</td> </tr> <tr> <td>Me (62)</td> <td>0:1</td> </tr> </tbody> </table>	R	I:II	H (89)	9:1	Me (62)	0:1	35																																						
R	I:II																																																
H (89)	9:1																																																
Me (62)	0:1																																																
		1. TiCl ₄ (0.1 M)/CH ₂ Cl ₂ , 0-25°, 3 h 2. Na(CN)BH ₃ , <i>i</i> -PrOH, 12 h		<table border="1"> <thead> <tr> <th>R</th> <th></th> </tr> </thead> <tbody> <tr> <td>Me</td> <td>(96)</td> </tr> <tr> <td><i>n</i>-Pr</td> <td>(92)</td> </tr> <tr> <td>Bn</td> <td>(96)</td> </tr> </tbody> </table>	R		Me	(96)	<i>n</i> -Pr	(92)	Bn	(96)	35																																				
R																																																	
Me	(96)																																																
<i>n</i> -Pr	(92)																																																
Bn	(96)																																																
		Na(CN)BH ₃ , HCl, MS 3 Å, MeOH		(49) <i>cis:trans</i> = 2:1	466																																												
		1. HCl in MeOH, pH 6, MeOH 2. Na(CN)BH ₃ , MS 3 Å, 15° to rt, 24 h		(53)	483																																												

TABLE III. CYCLIC KETONES (Continued)

Ketone	Amine	Conditions	Product(s) and Yield(s) (%)	Refs.
		1. HOAc, pH 4-5, MeOH-THF (1:1), 0-5°, 30 min 2. Na(CN)BH3, 48 h	 R $\frac{cis:trans}{n-Pr \quad 6:1 \quad (79)}$ allyl $6:1 \quad (86)$	754
	NH4OAc	Na(CN)BH3		1947
		Na(CN)BH3, MS 3 Å, NaOAc, MeOH, 14 d		1221
		Na(CN)BH3, MeOH	 I (—) II (—)	$\frac{I:II}{cis \quad 65:35 \quad 1963,$ $trans \quad 93:7 \quad 1964}$
		Na(CN)BH3, MS 3 Å, HOAc-MeCN, 7.5 h		1357
		Na(CN)BH3, MeOH, 72 h	 R $\frac{H \quad (96)}{OH \quad (95)}$	1965
		1. Na2SO4, HOAc, 10-15 min 2. NaBH(OAc)3, 2 min 3. 15 min-1 h		278
		Bu4NBH4, MS	 I II	$\frac{n \quad I:II}{1 \quad (82) \quad 74:8}$ $2 \quad (85) \quad 7:3$
		1. MeOH, 0°, 15 min 2. Na(CN)BH3, 0°, 1 h 3. Na(CN)BH3, rt, overnight	 n R $\frac{H \quad (34)}{Me \quad (48)}$ $\frac{H \quad (44)}{Me \quad (51)}$	39
		NaBH(OAc)3, HOAc, DCE		1817

TABLE III. CYCLIC KETONES (Continued)

Ketone	Amine	Conditions	Product(s) and Yield(s) (%)	Refs.																									
		Na(CN)BH ₃ , MS 3 Å, MeOH, 5 d	 (53)	1939																									
		Na(CN)BH ₃ , MS 3 Å, MeOH, 72 h	 I + II $\frac{\text{I+II}}{\text{cis (75)}} \frac{\text{I:II}}{3:1}$ $\frac{\text{I+II}}{\text{trans (-)}} \frac{\text{I:II}}{85:15}$	1966																									
		Na(CN)BH ₃ , MeOH, 3 d R = Me, OMe	 (—)	1967																									
		1. KOH, MeOH 2. Na(CN)BH ₃ , MeOH, 30 min	 (32)	1968																									
		Na(CN)BH ₃ , MeOH, reflux, 4 h	 (—)	805																									
Ar = Ph, 4-ClC ₆ H ₄ , 4-MeC ₆ H ₄ , 4-MeOC ₆ H ₄																													
		NaBH(OAc) ₃ , CH ₂ Cl ₂ , 5 h	 <table border="1"> <thead> <tr> <th>X</th> <th>Y</th> <th>R¹</th> <th>R²</th> <th></th> </tr> </thead> <tbody> <tr> <td>N</td> <td>N</td> <td>propyl</td> <td>H</td> <td>(62)</td> </tr> <tr> <td>N</td> <td>CH</td> <td>allyl</td> <td>H</td> <td>(97)</td> </tr> <tr> <td>N</td> <td>CH</td> <td>allyl</td> <td>OMe</td> <td>(62)</td> </tr> <tr> <td>CH</td> <td>CH</td> <td>allyl</td> <td>H</td> <td>(95)</td> </tr> </tbody> </table>	X	Y	R ¹	R ²		N	N	propyl	H	(62)	N	CH	allyl	H	(97)	N	CH	allyl	OMe	(62)	CH	CH	allyl	H	(95)	1969
X	Y	R ¹	R ²																										
N	N	propyl	H	(62)																									
N	CH	allyl	H	(97)																									
N	CH	allyl	OMe	(62)																									
CH	CH	allyl	H	(95)																									
		Na(CN)BH ₃	 (—)	770																									
		NaBH(OAc) ₃ , CH ₂ Cl ₂ , 5 h	 <table border="1"> <thead> <tr> <th>R</th> <th></th> </tr> </thead> <tbody> <tr> <td>1-naphthyl</td> <td>(57)</td> </tr> <tr> <td>CHPh₂</td> <td>(59)</td> </tr> <tr> <td>CH(C₆H₄F-4)₂</td> <td>(61)</td> </tr> <tr> <td>CPh₃</td> <td>(89)</td> </tr> </tbody> </table>	R		1-naphthyl	(57)	CHPh ₂	(59)	CH(C ₆ H ₄ F-4) ₂	(61)	CPh ₃	(89)	1969															
R																													
1-naphthyl	(57)																												
CHPh ₂	(59)																												
CH(C ₆ H ₄ F-4) ₂	(61)																												
CPh ₃	(89)																												
		NaBH(OAc) ₃ , CH ₂ Cl ₂ , 5 h	 (68)	1969																									

TABLE III. CYCLIC KETONES (Continued)

Ketone	Amine	Conditions	Product(s) and Yield(s) (%)	Refs.															
		NaBH(OAc) ₃ , CH ₂ Cl ₂ , 5 h	 <table border="1"> <tr><th>R</th><th>X</th><th></th></tr> <tr><td>H</td><td>CH₂O</td><td>(43)</td></tr> <tr><td>Cl</td><td>SO₂N(Me)</td><td>(81)</td></tr> <tr><td>H</td><td>CH₂CH₂</td><td>(66)</td></tr> </table>	R	X		H	CH ₂ O	(43)	Cl	SO ₂ N(Me)	(81)	H	CH ₂ CH ₂	(66)	1969			
R	X																		
H	CH ₂ O	(43)																	
Cl	SO ₂ N(Me)	(81)																	
H	CH ₂ CH ₂	(66)																	
		NaBH(OAc) ₃ , CH ₂ Cl ₂ , 5 h	 <table border="1"> <tr><th>R</th><th></th><th></th></tr> <tr><td>Me</td><td></td><td>(34)</td></tr> <tr><td>Pr</td><td></td><td>(81)</td></tr> </table>	R			Me		(34)	Pr		(81)	1969						
R																			
Me		(34)																	
Pr		(81)																	
		NaBH(OAc) ₃ , CH ₂ Cl ₂ , 5 h	 <table border="1"> <tr><th>X</th><th>R</th><th></th></tr> <tr><td>O</td><td>H</td><td>(89)</td></tr> <tr><td>CH₂</td><td>H</td><td>(88)</td></tr> <tr><td>CH₂</td><td>3-OMe</td><td>(86)</td></tr> <tr><td>CH₂</td><td>1,2,3-(OMe)₃</td><td>(56)</td></tr> </table>	X	R		O	H	(89)	CH ₂	H	(88)	CH ₂	3-OMe	(86)	CH ₂	1,2,3-(OMe) ₃	(56)	1969
X	R																		
O	H	(89)																	
CH ₂	H	(88)																	
CH ₂	3-OMe	(86)																	
CH ₂	1,2,3-(OMe) ₃	(56)																	
		NaBH(OAc) ₃ , CH ₂ Cl ₂ , 5 h	 <table border="1"> <tr><th>X</th><th></th><th></th></tr> <tr><td>NHCO</td><td></td><td>(64)</td></tr> <tr><td>CH=CH</td><td></td><td>(94)</td></tr> </table>	X			NHCO		(64)	CH=CH		(94)	1969						
X																			
NHCO		(64)																	
CH=CH		(94)																	
		NaBH(OAc) ₃ , CH ₂ Cl ₂ , 5 h	 <table border="1"> <tr><th>R¹</th><th>R²</th><th></th></tr> <tr><td>CH₂CH=CH₂</td><td><i>n</i>-Pr</td><td>(82)</td></tr> <tr><td><i>n</i>-Pr</td><td>CH₂CH=CH₂</td><td>(62)</td></tr> <tr><td><i>n</i>-Pr</td><td><i>n</i>-Pr</td><td>(34)</td></tr> </table>	R ¹	R ²		CH ₂ CH=CH ₂	<i>n</i> -Pr	(82)	<i>n</i> -Pr	CH ₂ CH=CH ₂	(62)	<i>n</i> -Pr	<i>n</i> -Pr	(34)	1969			
R ¹	R ²																		
CH ₂ CH=CH ₂	<i>n</i> -Pr	(82)																	
<i>n</i> -Pr	CH ₂ CH=CH ₂	(62)																	
<i>n</i> -Pr	<i>n</i> -Pr	(34)																	
		NaBH(OAc) ₃ , CH ₂ Cl ₂ , 5 h	 <table border="1"> <tr><th>R</th><th></th><th></th></tr> <tr><td>1-naphthyl</td><td></td><td>(78)</td></tr> <tr><td>CH(C₆H₄F-4)₂</td><td></td><td>(59)</td></tr> </table>	R			1-naphthyl		(78)	CH(C ₆ H ₄ F-4) ₂		(59)	1969						
R																			
1-naphthyl		(78)																	
CH(C ₆ H ₄ F-4) ₂		(59)																	
		NaBH(OAc) ₃ , CH ₂ Cl ₂ , 5 h		(85) 1969															

TABLE III. CYCLIC KETONES (Continued)

Ketone	Amine	Conditions	Product(s) and Yield(s) (%)	Refs.																		
		NaBH(OAc) ₃ , CH ₂ Cl ₂ , 5 h	 <table border="1"> <thead> <tr> <th>X</th> <th>R</th> <th>Yield (%)</th> </tr> </thead> <tbody> <tr> <td>CH₂O</td> <td>H</td> <td>(85)</td> </tr> <tr> <td>SO₂NMe</td> <td>Cl</td> <td>(66)</td> </tr> <tr> <td>CH=CH</td> <td>H</td> <td>(84)</td> </tr> <tr> <td>CH₂CH₂</td> <td>H</td> <td>(7)</td> </tr> <tr> <td>CH₂CH₂</td> <td>OMe</td> <td>(64)</td> </tr> </tbody> </table>	X	R	Yield (%)	CH ₂ O	H	(85)	SO ₂ NMe	Cl	(66)	CH=CH	H	(84)	CH ₂ CH ₂	H	(7)	CH ₂ CH ₂	OMe	(64)	1969
X	R	Yield (%)																				
CH ₂ O	H	(85)																				
SO ₂ NMe	Cl	(66)																				
CH=CH	H	(84)																				
CH ₂ CH ₂	H	(7)																				
CH ₂ CH ₂	OMe	(64)																				
		Na(CN)BH ₃ , HOAc, MeOH	 (20)	409																		
		1. Ti(OPr- <i>i</i>) ₄ , 1 h 2. Na(CN)BH ₃ , EtOH, 30 h	 (50)	413																		
		1. Ti(OPr- <i>i</i>) ₄ , 2 d 2. Na(CN)BH ₃ , EtOH, 5 d	 <table border="1"> <thead> <tr> <th>R</th> <th>Yield (%)</th> </tr> </thead> <tbody> <tr> <td>H</td> <td>(29)</td> </tr> <tr> <td>CN</td> <td>(44)</td> </tr> </tbody> </table>	R	Yield (%)	H	(29)	CN	(44)	91												
R	Yield (%)																					
H	(29)																					
CN	(44)																					
		1. Ti(OPr- <i>i</i>) ₄ , THF 2. Na(CN)BH ₃ , EtOH	 (39) 2.3:1 (43)	94																		
		Na(CN)BH ₃ , MS 3 Å, HOAc, THF, 18 h	 <table border="1"> <thead> <tr> <th>R</th> <th>Yield (%)</th> </tr> </thead> <tbody> <tr> <td>H</td> <td>(67)</td> </tr> <tr> <td>Me</td> <td>(81)</td> </tr> <tr> <td>Bn</td> <td>(77)</td> </tr> </tbody> </table>	R	Yield (%)	H	(67)	Me	(81)	Bn	(77)	404										
R	Yield (%)																					
H	(67)																					
Me	(81)																					
Bn	(77)																					
	NH ₄ OAc	Na(CN)BH ₃ , EtOH	 (-)	1970																		

TABLE III. CYCLIC KETONES (Continued)

Ketone	Amine	Conditions	Product(s) and Yield(s) (%)	Refs.
	NH ₄ OAc	Na(CN)BH ₃ , <i>i</i> -PrOH, reflux, 22 h	(—)	1036
		Na(CN)BH ₃ , MS 3 Å, MeOH, THF, 12 h	(84)	1047
		Na(CN)BH ₃ , MeOH, 3 d	(43)	1971, 1972
		Na(CN)BH ₃ , MeOH, 72 h	 R ————— H (44) F (41) Me (49) OMe (40)	1973, 1974
	NH ₄ OAc	Na(CN)BH ₃ , MeOH, 2 d	(—)	756
	NH ₄ OAc	Na(CN)BH ₃ , MeOH, 2-18 h	 n ————— 0 (—) — 2 (67) 2:1	1915
		1. TiCl ₄ , CH ₂ Cl ₂ , -70° to -65°, 30 min 2. -70° to -65°, 2 h 3. NaBH ₄ , -70° to -65°, 2 h 4. MeOH, -70° to -65°, 20 min 5. -70° to -65°, 2.5 h 6. rt, 2 h	 R ————— <i>t</i> -Bu <i>trans</i> (69) <i>t</i> -Bu <i>cis</i> (66) <i>t</i> -amyl <i>cis</i> (35)	186
	NH ₄ OAc	Na(CN)BH ₃ , MeOH	(—)	1915
		Na(CN)BH ₃ , MS 3 Å, MeOH, 3 d	 I (46) I:II = 2.5:1 II	1975
		NaBH ₄ , HOAc, DCE, 48 h	 (58)	1976
		1. Na(BH(OAc) ₃), HOAc, THF, 0-5°, 1 h 2. rt, 24 h	 I (70) I:II = 4.5:1 II	1977, 1978

C₁₇

TABLE III. CYCLIC KETONES (Continued)

Ketone	Amine	Conditions	Product(s) and Yield(s) (%)	Refs.
		NaBH(OAc) ₃ , HOAc, DCE, 2 h	 α (43) β (54)	1979
		Na(CN)BH ₃ , HOAc, THF, 24 h	 (79)	1077
	NH ₄ OAc	Na(CN)BH ₃ , MS 4 Å, MeOH	 (86)	1980
		NaBH(OAc) ₃ , HOAc, DCE	 (—)	756
		Na(CN)BH ₃ , MeOH, 24 h	 (9)	1915
		1. Ti(OPr- <i>i</i>) ₄ , 6 h 2. Na(CN)BH ₃ , 65 h	 (45)	413
		1. Ti(OPr- <i>i</i>) ₄ , 24 h 2. Na(CN)BH ₃ , EtOH, 7 d	 (44)	413
	NH ₄ OAc	Na(CN)BH ₃ , MeOH, 65°, 48 h	 R — α:β H (85) 1:2.3 OAc (70) —	1981
	NH ₄ OAc	Na(CN)BH ₃ , MS 3 Å, 24 h	 (74)	1982
		Na(CN)BH ₃ , MS 3 Å, 72 h	 R — H (64) Me (18)	1982

TABLE III. CYCLIC KETONES (Continued)

Ketone	Amine	Conditions	Product(s) and Yield(s) (%)	Refs.																								
		Na(CN)BH ₃ , THF, MeOH, 18 h	 α (42) β (45)	1983																								
		Reducing agent, THF, 0°, 30 min	 I	285																								
			 II																									
			<table border="1"> <thead> <tr> <th></th> <th>I+II</th> <th>I:II</th> </tr> </thead> <tbody> <tr> <td>Na(CN)BH₃</td> <td>(96)</td> <td>3:2</td> </tr> <tr> <td>Li(Et)₂BH</td> <td>(—)</td> <td>1:1</td> </tr> <tr> <td>Li(<i>s</i>-Bu)₂BH</td> <td>(—)</td> <td>1:2</td> </tr> <tr> <td>Sodium diisopinocampheylcyanoborohydride</td> <td>(—)</td> <td><1:99</td> </tr> </tbody> </table>		I+II	I:II	Na(CN)BH ₃	(96)	3:2	Li(Et) ₂ BH	(—)	1:1	Li(<i>s</i> -Bu) ₂ BH	(—)	1:2	Sodium diisopinocampheylcyanoborohydride	(—)	<1:99										
	I+II	I:II																										
Na(CN)BH ₃	(96)	3:2																										
Li(Et) ₂ BH	(—)	1:1																										
Li(<i>s</i> -Bu) ₂ BH	(—)	1:2																										
Sodium diisopinocampheylcyanoborohydride	(—)	<1:99																										
	NH ₄ OAc	Na(CN)BH ₃ , THF, MeOH, 4 d	 (29)	790																								
		NaBH(OAc) ₃ , HOAc, DCE, 24 h	 I	21																								
			 II																									
			(91) I:II = 1:3																									
		Na(CN)BH ₃ , MeOH	 I	398																								
			 II																									
			<table border="1"> <thead> <tr> <th>X</th> <th>R¹</th> <th>R²</th> <th>Time</th> <th>I+II</th> <th>I:II</th> </tr> </thead> <tbody> <tr> <td>OAc</td> <td>H</td> <td>H</td> <td>1 h</td> <td>(100)</td> <td>10:90</td> </tr> <tr> <td>Cl</td> <td>H</td> <td>Me</td> <td>24 h</td> <td>(86)</td> <td>13:87</td> </tr> <tr> <td>Cl</td> <td>Me</td> <td>Me</td> <td>70 h</td> <td>(100)</td> <td>12:88</td> </tr> </tbody> </table>	X	R ¹	R ²	Time	I+II	I:II	OAc	H	H	1 h	(100)	10:90	Cl	H	Me	24 h	(86)	13:87	Cl	Me	Me	70 h	(100)	12:88	
X	R ¹	R ²	Time	I+II	I:II																							
OAc	H	H	1 h	(100)	10:90																							
Cl	H	Me	24 h	(86)	13:87																							
Cl	Me	Me	70 h	(100)	12:88																							
		Na(CN)BH ₃ , MeOH, 72 h	 I	1984																								
			<table border="1"> <thead> <tr> <th>R</th> <th>Yield (%)</th> </tr> </thead> <tbody> <tr> <td>H</td> <td>(82)</td> </tr> <tr> <td>Me</td> <td>(89)</td> </tr> </tbody> </table>	R	Yield (%)	H	(82)	Me	(89)																			
R	Yield (%)																											
H	(82)																											
Me	(89)																											
		NaBH(OAc) ₃ , HOAc, DCE, 24 h	 I	849																								
			<table border="1"> <thead> <tr> <th>R</th> <th>Yield (%)</th> </tr> </thead> <tbody> <tr> <td><i>n</i>-Pr</td> <td>(90)</td> </tr> <tr> <td><i>i</i>-Pr</td> <td>(61)</td> </tr> <tr> <td><i>i</i>-Bu</td> <td>(97)</td> </tr> <tr> <td>CH₂C₃H_{5-c}</td> <td>(99)</td> </tr> </tbody> </table>	R	Yield (%)	<i>n</i> -Pr	(90)	<i>i</i> -Pr	(61)	<i>i</i> -Bu	(97)	CH ₂ C ₃ H _{5-c}	(99)															
R	Yield (%)																											
<i>n</i> -Pr	(90)																											
<i>i</i> -Pr	(61)																											
<i>i</i> -Bu	(97)																											
CH ₂ C ₃ H _{5-c}	(99)																											
		Na(CN)BH ₃ , HOAc, DCE, 48 h	"	829																								
			<table border="1"> <thead> <tr> <th>R</th> <th>Yield (%)</th> </tr> </thead> <tbody> <tr> <td><i>n</i>-C₄H₉</td> <td>(92)</td> </tr> <tr> <td><i>n</i>-C₅H₁₁</td> <td>(90)</td> </tr> <tr> <td>(CH₂)₂CHMe₂</td> <td>(96)</td> </tr> <tr> <td>CHEt₂</td> <td>(57)</td> </tr> <tr> <td><i>n</i>-C₆H₁₃</td> <td>(82)</td> </tr> <tr> <td>CH₂CH₂Bu-<i>t</i></td> <td>(83)</td> </tr> <tr> <td><i>c</i>-C₆H₁₁</td> <td>(77)</td> </tr> <tr> <td><i>n</i>-C₇H₁₅</td> <td>(83)</td> </tr> <tr> <td>Bn</td> <td>(87)</td> </tr> <tr> <td><i>n</i>-C₈H₁₇</td> <td>(93)</td> </tr> </tbody> </table>	R	Yield (%)	<i>n</i> -C ₄ H ₉	(92)	<i>n</i> -C ₅ H ₁₁	(90)	(CH ₂) ₂ CHMe ₂	(96)	CHEt ₂	(57)	<i>n</i> -C ₆ H ₁₃	(82)	CH ₂ CH ₂ Bu- <i>t</i>	(83)	<i>c</i> -C ₆ H ₁₁	(77)	<i>n</i> -C ₇ H ₁₅	(83)	Bn	(87)	<i>n</i> -C ₈ H ₁₇	(93)			
R	Yield (%)																											
<i>n</i> -C ₄ H ₉	(92)																											
<i>n</i> -C ₅ H ₁₁	(90)																											
(CH ₂) ₂ CHMe ₂	(96)																											
CHEt ₂	(57)																											
<i>n</i> -C ₆ H ₁₃	(82)																											
CH ₂ CH ₂ Bu- <i>t</i>	(83)																											
<i>c</i> -C ₆ H ₁₁	(77)																											
<i>n</i> -C ₇ H ₁₅	(83)																											
Bn	(87)																											
<i>n</i> -C ₈ H ₁₇	(93)																											

TABLE III. CYCLIC KETONES (Continued)

Ketone	Amine	Conditions	Product(s) and Yield(s) (%)	Refs.
		Na(CN)BH ₃ , MS 4 Å, MeOH, 4 d	 (—)	1985
	NH ₄ OAc	Na(CN)BH ₃ , MeOH:THF (4:1)	 (—) <i>R:S</i> = 1:3.1	1986
	NH ₄ OAc	Na(CN)BH ₃ , THF, MeOH, 4 d	 (67)	790
	H ₂ N—CH ₂ —CH ₂ —NH ₂	1. 110°, 1 h 2. NaBH ₄ , MeOH, 1 h 3. 7 h	 (53)	1987
	HCl·H ₂ N—CH ₂ —CH ₂ —OH	Na(CN)BH ₃ , MeOH, MS 3 Å, 12 h	 (43)	1987
	HCl·H ₂ N—CH ₂ —CH ₂ —SH	Na(CN)BH ₃ , HOAc, pH 5-6, MeOH, 12 h	 (47)	1987
	NH ₄ OAc	Na(CN)BH ₃ , MeOH, 65°, 48 h	 (75) $\alpha:\beta$ = 1:1.5	1981
		1. MeOH, reflux, 5 min 2. NaBH ₄ , rt, 15 min 3. 2 h	 α -CN (73) β -CN (69)	1988
	NH ₄ OAc	Na(CN)BH ₃ , HOAc, MeOH, 60°, 5 d	 (—)	1989
		Na(CN)BH ₃ , MeOH	 I + II	398

R ¹	R ²	R ³	X	I+II (%)	I:II
COMe	H	H	OAc	(100)	14:86
COMe	H	Me	Cl	(80)	20:80
COMe	Me	Me	Cl	(95)	17:83
<i>n</i> -C ₈ H ₁₇	H	H	OAc	(98)	11:89
<i>n</i> -C ₈ H ₁₇	H	Me	Cl	(98)	14:86
<i>n</i> -C ₈ H ₁₇	Me	Me	Cl	(100)	17:83

TABLE III. CYCLIC KETONES (Continued)

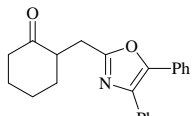
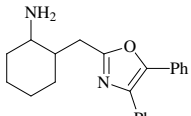
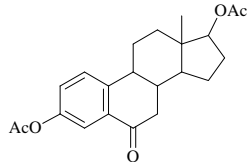
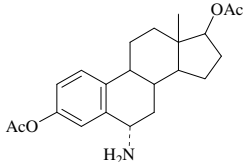
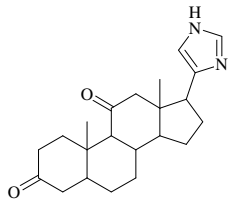
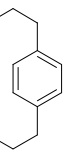
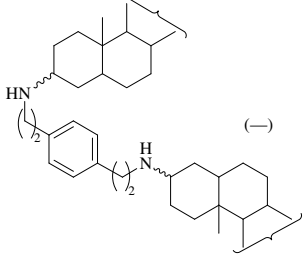
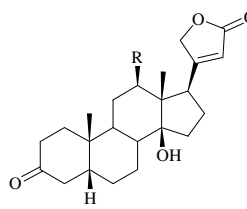
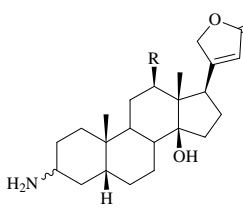
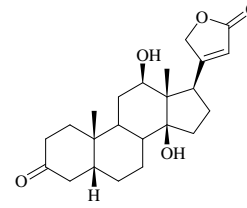
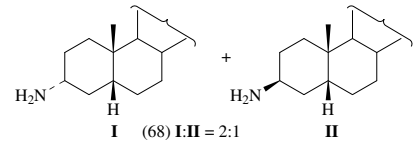
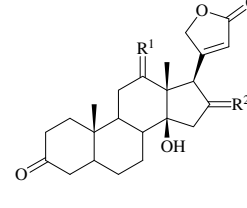
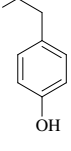
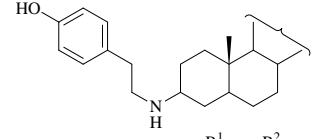
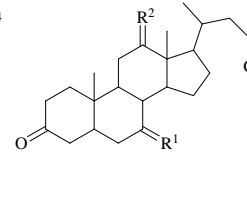
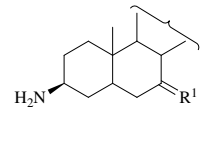
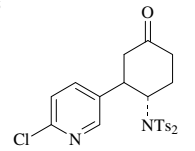
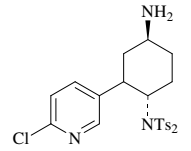
Ketone	Amine	Conditions	Product(s) and Yield(s) (%)	Refs.										
	NH ₄ OAc	Na(CN)BH ₃ , MeOH, 1 h	 (49)	1832										
	NH ₄ OAc	Na(CN)BH ₃ , MeOH, reflux, 48 h	 (93)	1990										
	HCl•H ₂ N- 	1. Na(CN)BH ₃ , NaOAc, MeOH, 36 h 2. Amine, NaOAc, 36 h	 (—)	400										
	NH ₄ OAc	Na(CN)BH ₃ , MeOH, 65°, 48 h	 <table border="1" data-bbox="1241 860 1414 952"> <thead> <tr> <th>R</th> <th>β-NH₂</th> <th>α-NH₂</th> </tr> </thead> <tbody> <tr> <td>H</td> <td>(21)</td> <td>(52)</td> </tr> <tr> <td>OH</td> <td>(—)</td> <td>(—)</td> </tr> </tbody> </table>	R	β-NH ₂	α-NH ₂	H	(21)	(52)	OH	(—)	(—)	1991	
R	β-NH ₂	α-NH ₂												
H	(21)	(52)												
OH	(—)	(—)												
	NH ₄ OAc	Na(CN)BH ₃ , MeOH, 1 h	 I (68) I:II = 2:1	1992										
	HCl•H ₂ N- 	Na(CN)BH ₃ , HCl (2N) in MeOH, pH 6-8, 2 h	 <table border="1" data-bbox="1171 1515 1345 1630"> <thead> <tr> <th>R¹</th> <th>R²</th> </tr> </thead> <tbody> <tr> <td>H, H</td> <td>H, H</td> </tr> <tr> <td>O</td> <td>H, H</td> </tr> <tr> <td>H, H</td> <td>O</td> </tr> </tbody> </table>	R ¹	R ²	H, H	H, H	O	H, H	H, H	O	399		
R ¹	R ²													
H, H	H, H													
O	H, H													
H, H	O													
	NH ₄ OAc	Na(CN)BH ₃ , MeOH, KOH, pH 7	 <table border="1" data-bbox="1206 1664 1380 1802"> <thead> <tr> <th>R¹</th> <th>R²</th> </tr> </thead> <tbody> <tr> <td>H, H</td> <td>H, H</td> </tr> <tr> <td>H, H</td> <td>O</td> </tr> <tr> <td>O</td> <td>H, H</td> </tr> <tr> <td>O</td> <td>O</td> </tr> </tbody> </table>	R ¹	R ²	H, H	H, H	H, H	O	O	H, H	O	O	401
R ¹	R ²													
H, H	H, H													
H, H	O													
O	H, H													
O	O													
	NH ₄ OAc	Na(CN)BH ₃ , MeOH, 2 h	 (58)	1993										

TABLE III. CYCLIC KETONES (Continued)

Ketone	Amine	Conditions	Product(s) and Yield(s) (%)	Refs.
	$\text{H}-\text{N}(\text{R})-\text{H}$	1. MS 4 Å, MeOH, DMF, reflux, 5 h 2. NaBH ₄ , 25°, 1 h	 R Me (77) Et (—) Pr (—)	169
	NH ₄ OAc	Na(CN)BH ₃ , <i>i</i> -PrOH, 90-95°, 24 h	 (—)	1034
	NH ₄ OAc	Na(CN)BH ₃ , MeOH, reflux, 48 h	 (—)	1994
C ₂₆ 	$\text{H}-\text{N}(\text{H})-\text{H}$	Na(CN)BH ₃ , MeOH, 24 h	 (25) + (25)	1995
	$\text{H}-\text{N}(\text{H})-\text{H}$	Na(CN)BH ₃ , MeOH, 24 h	 (47) + (3)	1995
	$\text{H}-\text{N}(\text{H})-\text{H}$	Na(CN)BH ₃ , MeOH, 24 h	 (45) + (10)	1995
	$\text{H}-\text{N}(\text{Me})-\text{H}$	Na(CN)BH ₃ , MS 4 Å, MeOH	 (67)	1996, 1997
	H ₂ N(CH ₂) ₃ NH ₂	Na(CN)BH ₃ , THF:MeOH (1:1), 1 h	 α (15) β (49)	1998
		1. MeOH, MS 3 Å, 18 h 2. Na(CN)BH ₃ , 8 h	 (58)	1998

TABLE III. CYCLIC KETONES (Continued)

Ketone	Amine	Conditions	Product(s) and Yield(s) (%)	Refs.																																																																
C ₂₇ 		1. TMOF, MeOH, 18 h 2. NaBH ₄ , MeOH, -78°, 3.5 h 3. -78° to rt		(—) 1999																																																																
C ₂₈ 	NH ₄ OAc	Na(CN)BH ₃ , MeOH, 50°, 18 h		(66) 1038																																																																
C ₂₈₋₃₁ 	NH ₄ OAc	Na(CN)BH ₃ , MeOH, 2 d		402																																																																
			<table border="1"> <thead> <tr> <th>R¹</th> <th>R²</th> <th>Yield (%)</th> </tr> </thead> <tbody> <tr> <td>(CH₂)₂OH</td> <td>(CH₂)₂OH</td> <td>(75)</td> </tr> <tr> <td>—(CH₂)₂O(CH₂)₂—</td> <td></td> <td>(80)</td> </tr> <tr> <td>—(CH₂)₂NMe(CH₂)₂—</td> <td></td> <td>(75)</td> </tr> <tr> <td>H</td> <td>(CH₂)₂NEt₂</td> <td>(85)</td> </tr> <tr> <td>H</td> <td>Bn</td> <td>(80)</td> </tr> </tbody> </table>	R ¹	R ²	Yield (%)	(CH ₂) ₂ OH	(CH ₂) ₂ OH	(75)	—(CH ₂) ₂ O(CH ₂) ₂ —		(80)	—(CH ₂) ₂ NMe(CH ₂) ₂ —		(75)	H	(CH ₂) ₂ NEt ₂	(85)	H	Bn	(80)																																															
R ¹	R ²	Yield (%)																																																																		
(CH ₂) ₂ OH	(CH ₂) ₂ OH	(75)																																																																		
—(CH ₂) ₂ O(CH ₂) ₂ —		(80)																																																																		
—(CH ₂) ₂ NMe(CH ₂) ₂ —		(75)																																																																		
H	(CH ₂) ₂ NEt ₂	(85)																																																																		
H	Bn	(80)																																																																		
		Na(CN)BH ₃ , MeOH, 2 d		402																																																																
			<table border="1"> <thead> <tr> <th>R¹</th> <th>R²</th> <th>R³</th> <th>Yield (%)</th> </tr> </thead> <tbody> <tr> <td>(CH₂)₂OH</td> <td>(CH₂)₂OH</td> <td>Me</td> <td>(76)</td> </tr> <tr> <td>(CH₂)₂OH</td> <td>(CH₂)₂OH</td> <td>Et</td> <td>(78)</td> </tr> <tr> <td>(CH₂)₂OH</td> <td>(CH₂)₂OH</td> <td>Bn</td> <td>(75)</td> </tr> <tr> <td>—(CH₂)₂O(CH₂)₂—</td> <td></td> <td>Me</td> <td>(82)</td> </tr> <tr> <td>—(CH₂)₂O(CH₂)₂—</td> <td></td> <td>Et</td> <td>(78)</td> </tr> <tr> <td>—(CH₂)₂O(CH₂)₂—</td> <td></td> <td>Bn</td> <td>(76)</td> </tr> <tr> <td>—(CH₂)₂NMe(CH₂)₂—</td> <td></td> <td>Me</td> <td>(78)</td> </tr> <tr> <td>—(CH₂)₂NMe(CH₂)₂—</td> <td></td> <td>Et</td> <td>(75)</td> </tr> <tr> <td>—(CH₂)₂NMe(CH₂)₂—</td> <td></td> <td>Bn</td> <td>(80)</td> </tr> <tr> <td>H</td> <td>(CH₂)₂NEt₂</td> <td>Me</td> <td>(76)</td> </tr> <tr> <td>H</td> <td>(CH₂)₂NEt₂</td> <td>Et</td> <td>(80)</td> </tr> <tr> <td>H</td> <td>(CH₂)₂NEt₂</td> <td>Bn</td> <td>(75)</td> </tr> <tr> <td>H</td> <td>Bn</td> <td>Me</td> <td>(75)</td> </tr> <tr> <td>H</td> <td>Bn</td> <td>Et</td> <td>(80)</td> </tr> <tr> <td>H</td> <td>Bn</td> <td>Bn</td> <td>(80)</td> </tr> </tbody> </table>	R ¹	R ²	R ³	Yield (%)	(CH ₂) ₂ OH	(CH ₂) ₂ OH	Me	(76)	(CH ₂) ₂ OH	(CH ₂) ₂ OH	Et	(78)	(CH ₂) ₂ OH	(CH ₂) ₂ OH	Bn	(75)	—(CH ₂) ₂ O(CH ₂) ₂ —		Me	(82)	—(CH ₂) ₂ O(CH ₂) ₂ —		Et	(78)	—(CH ₂) ₂ O(CH ₂) ₂ —		Bn	(76)	—(CH ₂) ₂ NMe(CH ₂) ₂ —		Me	(78)	—(CH ₂) ₂ NMe(CH ₂) ₂ —		Et	(75)	—(CH ₂) ₂ NMe(CH ₂) ₂ —		Bn	(80)	H	(CH ₂) ₂ NEt ₂	Me	(76)	H	(CH ₂) ₂ NEt ₂	Et	(80)	H	(CH ₂) ₂ NEt ₂	Bn	(75)	H	Bn	Me	(75)	H	Bn	Et	(80)	H	Bn	Bn	(80)	
R ¹	R ²	R ³	Yield (%)																																																																	
(CH ₂) ₂ OH	(CH ₂) ₂ OH	Me	(76)																																																																	
(CH ₂) ₂ OH	(CH ₂) ₂ OH	Et	(78)																																																																	
(CH ₂) ₂ OH	(CH ₂) ₂ OH	Bn	(75)																																																																	
—(CH ₂) ₂ O(CH ₂) ₂ —		Me	(82)																																																																	
—(CH ₂) ₂ O(CH ₂) ₂ —		Et	(78)																																																																	
—(CH ₂) ₂ O(CH ₂) ₂ —		Bn	(76)																																																																	
—(CH ₂) ₂ NMe(CH ₂) ₂ —		Me	(78)																																																																	
—(CH ₂) ₂ NMe(CH ₂) ₂ —		Et	(75)																																																																	
—(CH ₂) ₂ NMe(CH ₂) ₂ —		Bn	(80)																																																																	
H	(CH ₂) ₂ NEt ₂	Me	(76)																																																																	
H	(CH ₂) ₂ NEt ₂	Et	(80)																																																																	
H	(CH ₂) ₂ NEt ₂	Bn	(75)																																																																	
H	Bn	Me	(75)																																																																	
H	Bn	Et	(80)																																																																	
H	Bn	Bn	(80)																																																																	
C ₃₀ 	NH ₄ OAc	Na(CN)BH ₃ , MeOH		(80) 2000																																																																
	NH ₄ OAc	Na(CN)BH ₃ , MeOH, 24 h		(77) I:II = 2.5:1 405																																																																

TABLE III. CYCLIC KETONES (Continued)

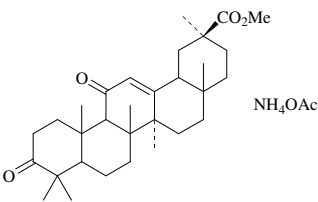
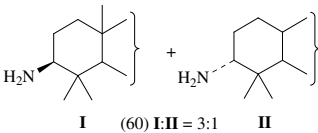
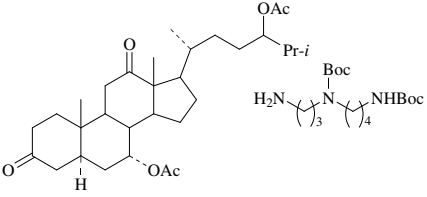
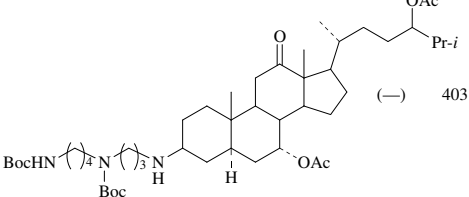
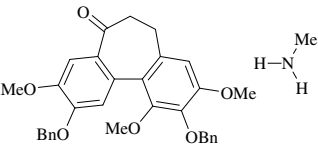
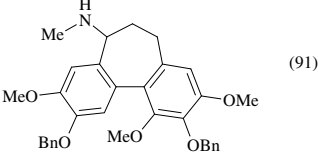
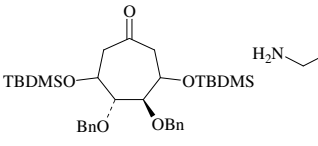
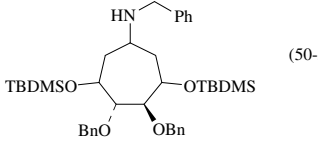
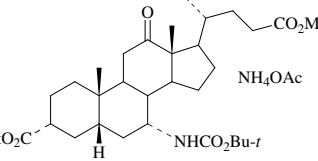
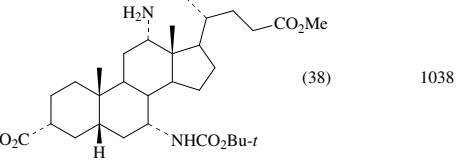
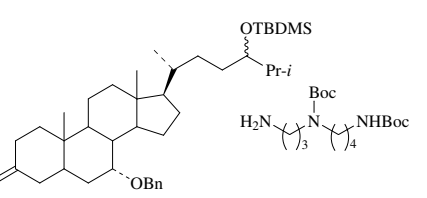
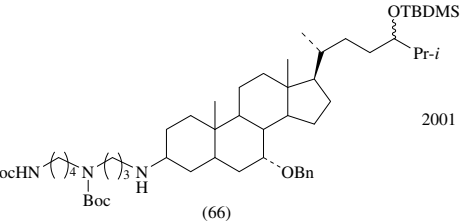
Ketone	Amine	Conditions	Product(s) and Yield(s) (%)	Refs.
C ₃₁ 	Na(CN)BH ₃ , MeOH, 24 h	 I (60) I:II = 3:1 II	405	
	Na(CN)BH ₃ , MeOH	 (—)	403	
C ₃₂ 	Na(CN)BH ₃ , HOAc, MeOH, 60°, 5 d	 (91)	1989	
C ₃₃ 	1. Ti(OPr-i) ₄ 2. Na(CN)BH ₃	 (50-55)	89	
	Na(CN)BH ₃ , <i>t</i> -BuOH, 75°, 5 h	 (38)	1038	
C ₄₀ 	1. MS 3 Å, MeOH, 12 h 2. Na(CN)BH ₃ , 24 h	 (66)	2001	

TABLE III. MIXED ALIPHATIC AROMATIC KETONES
























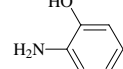









Ketone	Amine	Conditions	Product(s) and Yield(s) (%)	Refs.	
C ₈ 	NH ₄ OAc	1. Na(CN)BH ₃ •Amberlyst 26, EtOH, 78°, 48 h		(53-66)	65
	NH ₄ OAc	Bu ₄ N(CN)BH ₃ , MeOH, 45 h		(49)	42
		1. KOH, MeOH, 15 min 2. Na(CN)BH ₃ in MeOH, 30 min 3. 30 min		$\frac{R}{H}$ (77) Me (78)	1118, 1365
		Na(CN)BD ₃ MeOH (abs), pH 6-8		(72)	19
		Bu ₄ N(CN)BH ₃ , MeOH		(71)	42
		BER, ZnCl ₂ , EtOH, 15 h		(85)	223
		Na(CN)BH ₃ , Aliquat 336, CH ₂ Cl ₂ , 48 h		(36)	42
		Na(CN)BH ₃ , ZnCl ₂ , MeOH, 20 h		(73)	105
		Na(CN)BH ₃ , MeOH, 70 h		(70)	42
		Na(CN)BH ₃ , Aliquat 336, C ₆ H ₆ , or CH ₂ Cl ₂ , 48 h		(70-71)	42
		<i>n</i> -Bu ₄ N(CN)BH ₃ , C ₆ H ₆ , hexane, or CH ₂ Cl ₂ , 48-72 h		(61-89)	42
	"	BER, EtOH, 6 h	"	(53)	222
		1. TiCl ₄ (1 M) in CH ₂ Cl ₂ , CH ₂ Cl ₂ , 18 h 2. Na(CN)BH ₃ in MeOH, 15 min		(94)	81
		BH ₃ •THF (2.4 M) in THF, THF, 0-25°, 24 h		(94)	331
		NaBH(OAc) ₃ , HOAc, DCE		$\frac{R}{c-C_6H_{11}}$ (15) Bn (55)	21
		1. K10 Clay, 10 min, microwaves 2. NaBH ₄ , 30 sec, 65°		$\frac{R}{Ph}$ (92) Bn (66)	215
		1. Silica gel, 4 h, 30° 2. ZnBH ₄ , DME, 60 min		$\frac{R}{c-C_6H_{11}}$ (75) Ph (86) Bn (90)	210
		1. BH ₃ •pyridine, 15 min 2. 2 h			22
$\frac{R}{Ph}$	HOAc		(69)		
4-O ₂ NC ₆ H ₄	HOAc:THF (1:1)		(<10)		
4-MeOC ₆ H ₄	HOAc:CH ₂ Cl ₂ (1:1)		(72)		

TABLE IIF. MIXED ALIPHATIC AROMATIC KETONES (Continued)






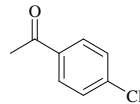
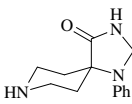
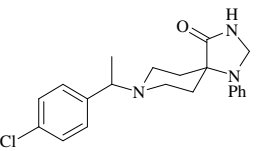
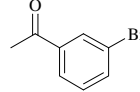
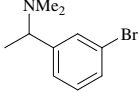
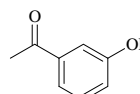
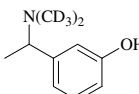
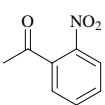
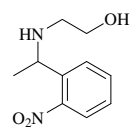
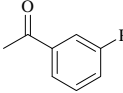
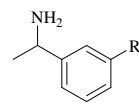
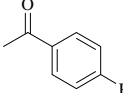
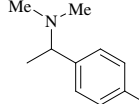
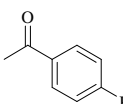
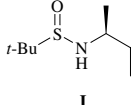
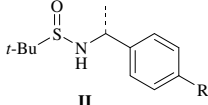
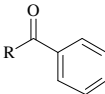
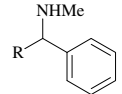
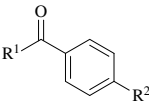
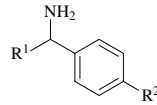
Ketone	Amine	Conditions	Product(s) and Yield(s) (%)	Refs.
	$\text{HCl}\cdot\text{H}_2\text{N}-\text{NH}_2\cdot\text{HCl}$	1. BER, sonication, MeOH, 1 h 2. $\text{Ni}(\text{OAc})_2\cdot 4\text{H}_2\text{O}$, reflux, 3 h 3. BER, $\text{Ni}(\text{OAc})_2\cdot 4\text{H}_2\text{O}$, reflux, 3 h	 (77)	225
		1. Heating, 1 h 2. BER, MeOH, rt, 1 h 3. $\text{Pd}(\text{OAc})_2$	 (40)	226
	$\text{H}-\text{N}(\text{R}^1)(\text{R}^2)$	1. TiCl_4 (1 M) in CH_2Cl_2 , CH_2Cl_2 , 18 h 2. $\text{Na}(\text{CN})\text{BH}_3$ in MeOH, 15 min	 $\frac{\text{R}^1}{\text{H}} \frac{\text{R}^2}{\text{H}}$ (82) $-(\text{CH}_2)_5-$ (60)	81
		$\text{Na}(\text{CN})\text{BH}_3$, MeOH, HOAc (4%), 72 h	 (27)	2002
	$\text{H}-\text{N}(\text{Me})_2$	1. HOAc, EtOH, pH 6.5 2. $\text{Na}(\text{CN})\text{BH}_3$, 4 d	 (70)	1643
	$\text{H}-\text{N}(\text{CD}_3)_2\cdot\text{HCl}$	1. KOH, MeOH, 15 min 2. $\text{Na}(\text{CN})\text{BH}_3$ in MeOH, 30 min 3. KOH	 (—)	2003
	$\text{H}_2\text{N}-\text{CH}_2-\text{CH}_2-\text{OH}$	$\text{Na}(\text{CN})\text{BH}_3$, ZnCl_2	 (80)	116
	NH_4OAc	$\text{Na}(\text{CN})\text{BH}_3$, MS 3 Å, MeOH, 3 d	 $\frac{\text{R}}{\text{OH}}$ (—) $\frac{\text{R}}{\text{NO}_2}$ (46)	2004
	$\text{H}-\text{N}(\text{Me})_2$	BER, EtOH, $\text{Et}_3\text{N}\cdot\text{HCl}$, 1 h	 $\frac{\text{R}}{\text{H}}$ (10) $\frac{\text{R}}{\text{NO}_2}$ (91)	223
C_{8-9} 	$\text{H}_2\text{N}-\text{S}(=\text{O})-\text{Bu}-t$	1. $\text{Ti}(\text{OEt})_4$ (2 eq), THF 2. NaBH_4 , THF, -48°	 I +  II $\frac{\text{R}}{\text{H}}$ (78) $\frac{\text{I:II}}{96:4}$ $\frac{\text{R}}{\text{CN}}$ (82) $\frac{\text{I:II}}{96:4}$	203
	$\text{H}-\text{N}(\text{Me})\text{HCl}$	1. $\text{Ti}(\text{OPr}-i)_4$, Et_3N , EtOH, 9 h 2. NaBH_4 , 7 h	 $\frac{\text{R}}{\text{Me}}$ (86) $\frac{\text{R}}{\text{Et}}$ (85)	194
	NH_4Cl	1. $\text{Ti}(\text{OPr}-i)_4$, 10 h, Et_3N , EtOH 2. NaBH_4 , 7 h	 $\frac{\text{R}^1}{\text{Me}}$ $\frac{\text{R}^2}{\text{H}}$ (83) $\frac{\text{R}^1}{\text{Me}}$ $\frac{\text{R}^2}{\text{OMe}}$ (82) $\frac{\text{R}^1}{\text{Et}}$ $\frac{\text{R}^2}{\text{H}}$ (92)	195

TABLE IIF. MIXED ALIPHATIC AROMATIC KETONES (Continued)

Ketone	Amine	Conditions	Product(s) and Yield(s) (%)	Refs.
C ₈₋₁₃ 		1. Ti(OPr- <i>i</i>) ₄ (2 M) in pentane, Et ₂ O, 0°, 1 h 2. TiCl ₄ (2 M) in pentane, 0°, 30 min 3. BH ₃ •SMe ₂ , 0° to rt, 14 h	 R ¹ R ² R ³ Me H <i>i</i> -Pr (79) Me —(CH ₂) ₄ — (60) <i>c</i> -C ₆ H ₁₁ H <i>i</i> -Pr (17) <i>c</i> -C ₆ H ₁₁ H <i>n</i> -Bu (26)	333
	NH ₄ Cl	1. Ti(OPr- <i>i</i>) ₄ , Et ₃ N, EtOH, 10 h 2. NaBH ₄ , 7 h	 R ¹ R ² Me H (88) Me OMe (88) <i>i</i> -Pr H (88) <i>c</i> -C ₃ H ₉ H (88) <i>n</i> -C ₆ H ₁₃ H (89)	223
C ₉ 	NH ₄ OAc:NH ₄ Cl 4:1	Na(CN)BH ₃ , HOAc, MeOH, pH 6, 40°, 48 h	 (15)	2005
		1. EtOH, H ₂ (3 atm), 70-100°, 3-6 h 2. NaBH ₄ , rt, 5 h	 (99)	183
		1. Ti(OPr- <i>i</i>) ₄ , NEt ₃ , EtOH (abs), 9-10 h 2. NaBH ₄ , 10 h	 (72)	192
		1. MgSO ₄ , DMF, 100°, 2 h 2. NaBH ₄ , overnight	 (—)	175
C ₉₋₁₀ 		Na(CN)BH ₃ , MeOH, 24 h	 (—) R ¹ R ² R ³ Me H H Me H Me Me H Et Me Me Me Me H <i>n</i> -Pr Me H <i>i</i> -Pr Et H H Et H Me Et H Et Et Me Me Et H <i>n</i> -Pr Et H <i>i</i> -Pr	2006, 2007
C ₁₀ 	NH ₄ OAc	Li(CN)BH ₃ , MeOH, 48 h	 (59)	19
		Li(CN)BH ₃ , HCl (5 N) MeOH, MeOH, 72 h	 R H (91) Me (5)	19
		1. TiCl ₄ (1 N) in CH ₂ Cl ₂ , 10 h 2. Na(CN)BH ₃ in MeOH, 15 min	 (54)	81

TABLE III. MIXED ALIPHATIC AROMATIC KETONES (Continued)

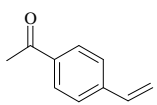

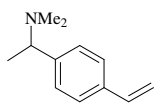
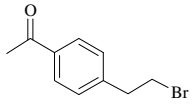
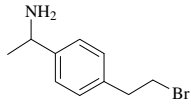
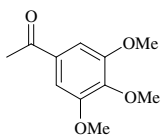
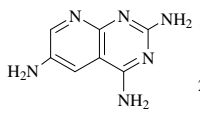
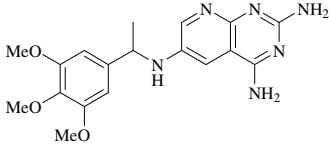
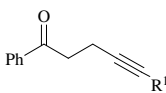

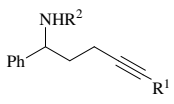
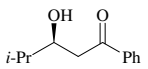

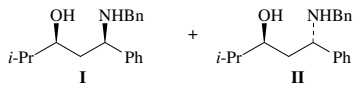
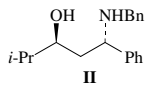
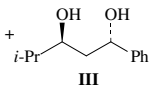
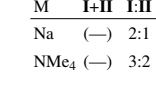
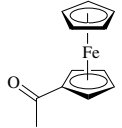

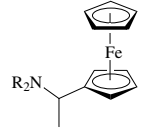

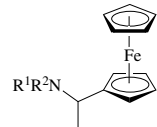
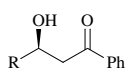

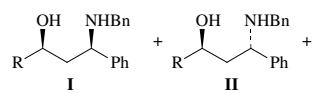
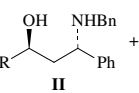
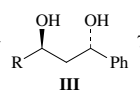
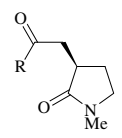
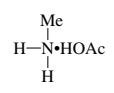
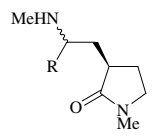
Ketone	Amine	Conditions	Product(s) and Yield(s) (%)	Refs.																														
		1. HCl (20%) in MeOH, MeOH, -78° 2. Na(CN)BH ₃ , C ₆ H ₅ (OH) ₂ Bu- <i>t</i> -4 3. 25°, 72 h	 (34)	2008																														
	NH ₄ OAc	Na(CN)BH ₃ , 4- <i>t</i> -butyl catechol, MeOH, 48 h	 (66)	2008																														
C ₁₁ 		1. BH ₃ •Et ₃ N, HOAc, MeOH, 2 h 2. HOAc, overnight	 (12)	322																														
C ₁₁₋₁₇ 		Na(CN)BH ₃ , MeOH, overnight	 <table border="1" data-bbox="1171 700 1388 815"> <thead> <tr> <th>R¹</th> <th>R²</th> <th></th> </tr> </thead> <tbody> <tr> <td>H</td> <td>Me</td> <td>(—)</td> </tr> <tr> <td>Ph</td> <td>Me</td> <td>(93)</td> </tr> <tr> <td>Ph</td> <td>CH₂CH=CH₂</td> <td>(—)</td> </tr> </tbody> </table>	R ¹	R ²		H	Me	(—)	Ph	Me	(93)	Ph	CH ₂ CH=CH ₂	(—)	1815																		
R ¹	R ²																																	
H	Me	(—)																																
Ph	Me	(93)																																
Ph	CH ₂ CH=CH ₂	(—)																																
C ₁₂ 		MBH(OAc) ₃	 +  I II	757																														
			 +  III <table border="1" data-bbox="1206 952 1397 1044"> <thead> <tr> <th>M</th> <th>I:II</th> <th>I:III</th> <th>III</th> </tr> </thead> <tbody> <tr> <td>Na</td> <td>(—)</td> <td>2:1</td> <td>(—)</td> </tr> <tr> <td>NMe₄</td> <td>(—)</td> <td>3:2</td> <td>(16)</td> </tr> </tbody> </table>	M	I:II	I:III	III	Na	(—)	2:1	(—)	NMe ₄	(—)	3:2	(16)																			
M	I:II	I:III	III																															
Na	(—)	2:1	(—)																															
NMe ₄	(—)	3:2	(16)																															
		1. Ti(OPr- <i>i</i>) ₄ , NEt ₃ , EtOH (abs), 15-20 h 2. NaBH ₄ , 12-16 h	 <table border="1" data-bbox="1171 1159 1310 1251"> <thead> <tr> <th>R</th> <th></th> </tr> </thead> <tbody> <tr> <td>H</td> <td>(75)</td> </tr> <tr> <td>Me</td> <td>(76)</td> </tr> </tbody> </table>	R		H	(75)	Me	(76)	189, 190																								
R																																		
H	(75)																																	
Me	(76)																																	
		1. Ti(OPr- <i>i</i>) ₄ , 3-4 h 2. NaBH ₄ , EtOH (abs), 12-13 h	 <table border="1" data-bbox="1154 1320 1466 1549"> <thead> <tr> <th>R¹</th> <th>R²</th> <th></th> </tr> </thead> <tbody> <tr> <td>Me</td> <td>(CH₂)₂OH</td> <td>(85)</td> </tr> <tr> <td>Et</td> <td>Et</td> <td>(80)</td> </tr> <tr> <td></td> <td>—(CH₂)₄—</td> <td>(80)</td> </tr> <tr> <td></td> <td>—(CH₂)₂O(CH₂)₂—</td> <td>(88)</td> </tr> <tr> <td></td> <td>—(CH₂)₅—</td> <td>(80)</td> </tr> <tr> <td></td> <td>—(CH₂)₂N(Me)(CH₂)₂—</td> <td>(75)</td> </tr> <tr> <td><i>n</i>-Pr</td> <td><i>n</i>-Pr</td> <td>(82)</td> </tr> </tbody> </table>	R ¹	R ²		Me	(CH ₂) ₂ OH	(85)	Et	Et	(80)		—(CH ₂) ₄ —	(80)		—(CH ₂) ₂ O(CH ₂) ₂ —	(88)		—(CH ₂) ₅ —	(80)		—(CH ₂) ₂ N(Me)(CH ₂) ₂ —	(75)	<i>n</i> -Pr	<i>n</i> -Pr	(82)	198						
R ¹	R ²																																	
Me	(CH ₂) ₂ OH	(85)																																
Et	Et	(80)																																
	—(CH ₂) ₄ —	(80)																																
	—(CH ₂) ₂ O(CH ₂) ₂ —	(88)																																
	—(CH ₂) ₅ —	(80)																																
	—(CH ₂) ₂ N(Me)(CH ₂) ₂ —	(75)																																
<i>n</i> -Pr	<i>n</i> -Pr	(82)																																
C ₁₂₋₁₆ 		1. HOAc, MS 4 Å, THF, 10 min 2. Na(CN)BH ₃ , 24 h	 +  +  I II III	757																														
			<table border="1" data-bbox="1076 1676 1328 1848"> <thead> <tr> <th>R</th> <th>Temp</th> <th>I:II</th> <th>I:III</th> <th>III</th> </tr> </thead> <tbody> <tr> <td><i>i</i>-Pr</td> <td>-25°</td> <td>(72)</td> <td>91:9</td> <td>(6)</td> </tr> <tr> <td><i>i</i>-Bu</td> <td>0°</td> <td>(79)</td> <td>95:5</td> <td>(5)</td> </tr> <tr> <td>Ph</td> <td>0°</td> <td>(77)</td> <td>84:16</td> <td>(11)</td> </tr> <tr> <td>Bn</td> <td>-15°</td> <td>(79)</td> <td>98:2</td> <td>(4)</td> </tr> <tr> <td>Bn</td> <td>20°</td> <td>(77)</td> <td>81:19</td> <td>(12)</td> </tr> </tbody> </table>	R	Temp	I:II	I:III	III	<i>i</i> -Pr	-25°	(72)	91:9	(6)	<i>i</i> -Bu	0°	(79)	95:5	(5)	Ph	0°	(77)	84:16	(11)	Bn	-15°	(79)	98:2	(4)	Bn	20°	(77)	81:19	(12)	
R	Temp	I:II	I:III	III																														
<i>i</i> -Pr	-25°	(72)	91:9	(6)																														
<i>i</i> -Bu	0°	(79)	95:5	(5)																														
Ph	0°	(77)	84:16	(11)																														
Bn	-15°	(79)	98:2	(4)																														
Bn	20°	(77)	81:19	(12)																														
C ₁₃₋₁₄ 		Na(CN)BH ₃ , MeOH, 48 h	 <table border="1" data-bbox="1163 1894 1310 2008"> <thead> <tr> <th>R</th> <th></th> </tr> </thead> <tbody> <tr> <td>Ph</td> <td>(94)</td> </tr> <tr> <td>4-ClC₆H₄</td> <td>(87)</td> </tr> <tr> <td>2-MeC₆H₄</td> <td>(75)</td> </tr> </tbody> </table>	R		Ph	(94)	4-ClC ₆ H ₄	(87)	2-MeC ₆ H ₄	(75)	286																						
R																																		
Ph	(94)																																	
4-ClC ₆ H ₄	(87)																																	
2-MeC ₆ H ₄	(75)																																	

TABLE IIF. MIXED ALIPHATIC AROMATIC KETONES (Continued)

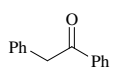

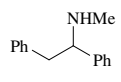
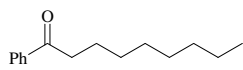
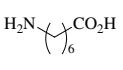
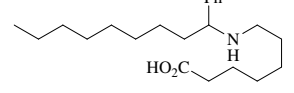
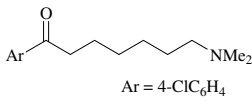
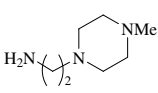
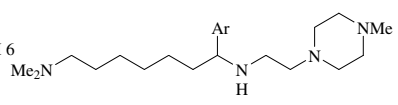
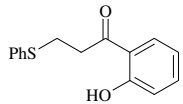
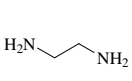
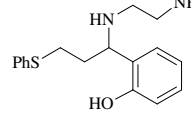
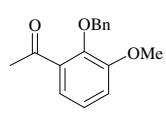
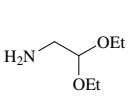
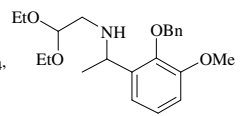
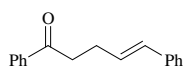

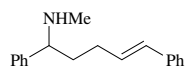
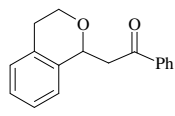

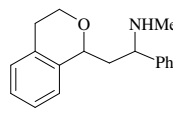
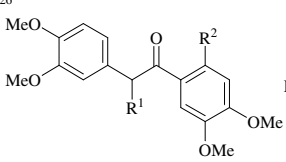

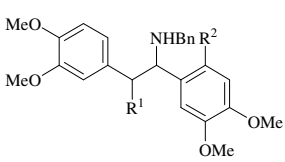
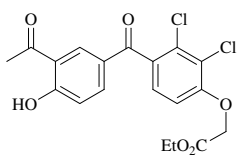
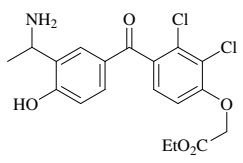
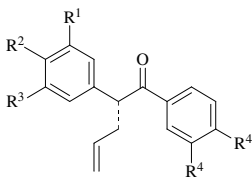

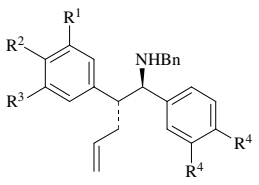
Ketone	Amine	Conditions	Product(s) and Yield(s) (%)	Refs.																				
C ₁₄ 		Na(CN)BH ₃ , MeOH (abs), 3 d	 (70)	2009																				
C ₁₅ 		Na(CN)BH ₃ , MeOH, 2 h	 (10)	1397																				
 Ar = 4-ClC ₆ H ₄		1. EtOH (abs), HCl/EtOH, pH 6 2. Na(CN)BH ₃ , 4 d	 (12)	2010																				
		1. HCl in MeOH, MeOH, 0-25° 2. Na(CN)BH ₃ , 20°, 2 d	 (41)	1581																				
C ₁₆ 		Na(CN)BH ₃ , calcined MgSO ₄ , HOAc, MeOH, reflux, 9 h	 (93)	2011																				
C ₁₇ 		Na(CN)BH ₃ , HCl (5 N) in MeOH, 5 d	 (77)	1816																				
		Na(CN)BH ₃ , MeOH (abs), 7 d	 (53)	185																				
C ₁₈₋₂₆ 		1. TiCl ₄ in CH ₂ Cl ₂ , TEA, DME, -78 to 25° 2. Na(CN)BH ₃ in MeOH, 3 h		84																				
			<table border="1"> <thead> <tr> <th>R¹</th> <th>R²</th> <th><i>anti:syn</i></th> </tr> </thead> <tbody> <tr> <td>H</td> <td>H</td> <td>(78) —</td> </tr> <tr> <td>Me</td> <td>H</td> <td>(84) 55:45</td> </tr> <tr> <td>Et</td> <td>H</td> <td>(85) 75:25</td> </tr> <tr> <td><i>c</i>-C₃H₅</td> <td>H</td> <td>(82) 72:28</td> </tr> <tr> <td>H</td> <td>(CH₂)₂OTBDMS</td> <td>(75) —</td> </tr> </tbody> </table>	R ¹	R ²	<i>anti:syn</i>	H	H	(78) —	Me	H	(84) 55:45	Et	H	(85) 75:25	<i>c</i> -C ₃ H ₅	H	(82) 72:28	H	(CH ₂) ₂ OTBDMS	(75) —			
R ¹	R ²	<i>anti:syn</i>																						
H	H	(78) —																						
Me	H	(84) 55:45																						
Et	H	(85) 75:25																						
<i>c</i> -C ₃ H ₅	H	(82) 72:28																						
H	(CH ₂) ₂ OTBDMS	(75) —																						
C ₁₉ 	NH ₄ OAc	Na(CN)BH ₃ , EtOH, 20 h	 (—)	406																				
C ₁₉₋₂₂ 		1. TiCl ₄ , CH ₂ Cl ₂ , THF, 1 h, -78 to -20° 2. NaBH ₄ , MeOH, -20°, 2.5 h		27																				
			<table border="1"> <thead> <tr> <th>R¹</th> <th>R²</th> <th>R³</th> <th>R⁴</th> </tr> </thead> <tbody> <tr> <td>—OCH₂O—</td> <td>H</td> <td>OMe</td> <td>(86)</td> </tr> <tr> <td>OMe</td> <td>OMe</td> <td>H</td> <td>OCH₂O (66)</td> </tr> <tr> <td>OMe</td> <td>OMe</td> <td>H</td> <td>OMe (73)</td> </tr> <tr> <td>OMe</td> <td>OMe</td> <td>OMe</td> <td>OMe (81)</td> </tr> </tbody> </table>	R ¹	R ²	R ³	R ⁴	—OCH ₂ O—	H	OMe	(86)	OMe	OMe	H	OCH ₂ O (66)	OMe	OMe	H	OMe (73)	OMe	OMe	OMe	OMe (81)	
R ¹	R ²	R ³	R ⁴																					
—OCH ₂ O—	H	OMe	(86)																					
OMe	OMe	H	OCH ₂ O (66)																					
OMe	OMe	H	OMe (73)																					
OMe	OMe	OMe	OMe (81)																					

TABLE III. MIXED ALIPHATIC AROMATIC KETONES (Continued)

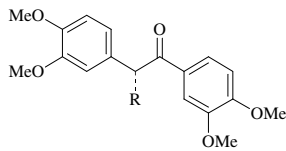

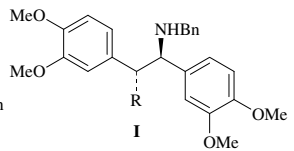
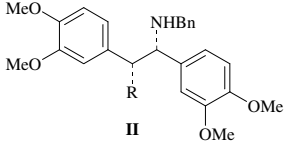
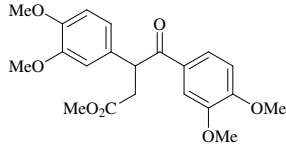

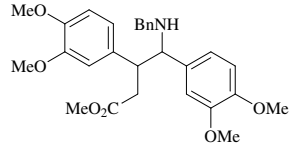
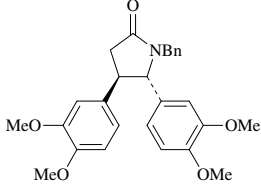
Ketone	Amine	Conditions	Product(s) and Yield(s) (%)	Refs.															
<p>C₁₉₋₂₅</p> 		1. TiCl ₄ , CH ₂ Cl ₂ , TEA, THF, 1 h, -78 to -20° 2. NaBH ₄ , MeOH, -20°, 2.5 h	 <p>I</p>  <p>II</p> <table border="1" data-bbox="1293 401 1423 551"> <thead> <tr> <th>R</th> <th>I</th> <th>II</th> </tr> </thead> <tbody> <tr> <td>Me</td> <td>(69)</td> <td>(19)</td> </tr> <tr> <td>Et</td> <td>(70)</td> <td>(9)</td> </tr> <tr> <td><i>i</i>-Pr</td> <td>(77)</td> <td>(5)</td> </tr> <tr> <td>Bn</td> <td>(79)</td> <td>(4)</td> </tr> </tbody> </table>	R	I	II	Me	(69)	(19)	Et	(70)	(9)	<i>i</i> -Pr	(77)	(5)	Bn	(79)	(4)	28
R	I	II																	
Me	(69)	(19)																	
Et	(70)	(9)																	
<i>i</i> -Pr	(77)	(5)																	
Bn	(79)	(4)																	
<p>C₂₁</p> 		1. TiCl ₄ (1 M) in CH ₂ Cl ₂ , TEA, DME, -78 to 25° 2. Na(CN)BH ₃ in MeOH, 3 h	 <p>(56)</p>  <p>(26)</p>	28															

TABLE IIG. MIXED ALIPHATIC HETEROAROMATIC KETONES

	Ketone	Amine	Conditions	Product(s) and Yield(s) (%)	Refs.																																												
C ₇			Na(CN)BH ₃ , NaOH, MeOH, 3 d	 (80)	1212																																												
			Na(CN)BH ₃	 (—)	2012																																												
			1. Heating, 1 h 2. BER, MeOH, rt, 1 h 3. Pd(OAc) ₂	 (90)	226																																												
C ₈			1. HCl (5.54 M) in MeOH, MeOH, 45-50°, 2 d 2. MS 3 Å, 1 d 3. NaBH ₄ , 0°, 6 h	 (—)	859																																												
C ₉			Na(CN)BH ₃	 (—)	2013																																												
C ₁₆			Na(CN)BH ₃ , MeOH, 3 d	<table border="1"> <thead> <tr> <th>R¹</th> <th>R²</th> <th>R³</th> <th></th> </tr> </thead> <tbody> <tr> <td>H</td> <td>H</td> <td>H</td> <td>(31)</td> </tr> <tr> <td>H</td> <td>H</td> <td>Me</td> <td>(21)</td> </tr> <tr> <td>H</td> <td>Me</td> <td>Me</td> <td>(28)</td> </tr> <tr> <td>H</td> <td>H</td> <td>C₃H₅</td> <td>(48)</td> </tr> <tr> <td>H</td> <td>H</td> <td><i>c</i>-C₃H₅</td> <td>(39)</td> </tr> <tr> <td>H</td> <td>—(CH₂)₄—</td> <td></td> <td>(37)</td> </tr> <tr> <td>H</td> <td>H</td> <td><i>c</i>-C₆H₁₁</td> <td>(28)</td> </tr> <tr> <td>NH₂</td> <td>H</td> <td>H</td> <td>(—)</td> </tr> <tr> <td>NH₂</td> <td>Me</td> <td>Me</td> <td>(—)</td> </tr> <tr> <td>NH₂</td> <td>H</td> <td><i>c</i>-C₃H₅</td> <td>(—)</td> </tr> </tbody> </table>	R ¹	R ²	R ³		H	H	H	(31)	H	H	Me	(21)	H	Me	Me	(28)	H	H	C ₃ H ₅	(48)	H	H	<i>c</i> -C ₃ H ₅	(39)	H	—(CH ₂) ₄ —		(37)	H	H	<i>c</i> -C ₆ H ₁₁	(28)	NH ₂	H	H	(—)	NH ₂	Me	Me	(—)	NH ₂	H	<i>c</i> -C ₃ H ₅	(—)	2014, 2015
R ¹	R ²	R ³																																															
H	H	H	(31)																																														
H	H	Me	(21)																																														
H	Me	Me	(28)																																														
H	H	C ₃ H ₅	(48)																																														
H	H	<i>c</i> -C ₃ H ₅	(39)																																														
H	—(CH ₂) ₄ —		(37)																																														
H	H	<i>c</i> -C ₆ H ₁₁	(28)																																														
NH ₂	H	H	(—)																																														
NH ₂	Me	Me	(—)																																														
NH ₂	H	<i>c</i> -C ₃ H ₅	(—)																																														

TABLE III. BIARYL KETONES








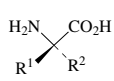
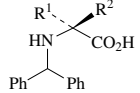

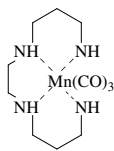
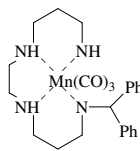
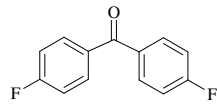
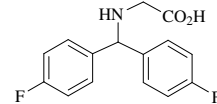
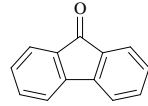
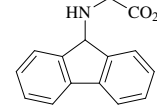
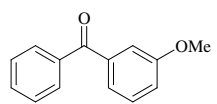
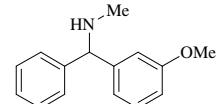
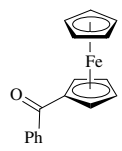
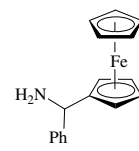
Ketone	Amine	Conditions	Product(s) and Yield(s) (%)	Refs.
C ₁₃ 	NH ₄ OAc	1. Ti(OPr- <i>i</i>) ₄ , NEt ₃ , EtOH, 1 h 2. NaBH ₄ , 8 h	 (73)	195
		1. TiCl ₄ (1M)/CH ₂ Cl ₂ , CH ₂ Cl ₂ , 18 h 2. Na(CN)BH ₃ /MeOH, 15 h	 $\frac{R}{H}$ (66) t -Bu (52)	81
		1. Ti(OPr- <i>i</i>) ₄ , NEt ₃ , EtOH, 10 h 2. NaBH ₄ , 8 h	 (79)	194
	H ₂ N-CH ₂ -CO ₂ H	Na(CN)BH ₃ , MeOH:H ₂ O (10:1), reflux, 26 h	 (—)	2016
		Na(CN)BH ₃ , MeOH:H ₂ O (10:1), 90°, 18 h	 $\frac{R^1}{H} \frac{R^2}{H}$ (—) Me H (20) H Me (—) H CH ₂ OH (—)	1573
	H ₂ N-CH ₂ -CH ₂ -CO ₂ H	Na(CN)BH ₃ , MeOH:H ₂ O (10:1), 90°, 18 h	 (—)	1573
		1. MgSO ₄ , DMF, 100°, 2 h 2. NaBH ₄ , overnight	 (—)	175
		Na(CN)BH ₃ , MeOH:H ₂ O (10:1), 90°, 18 h	 (—)	1573
		Na(CN)BH ₃ , MeOH:H ₂ O (10:1), 90°, 18 h	 (—)	1573
C ₁₄		1. EtOH, H ₂ (3 atm), 70-100°, 3-6 h 2. NaBH ₄ , rt, 5 h	 (97)	183
C ₁₇		1. Ti(OPr- <i>i</i>) ₄ , Et ₃ N, EtOH (abs), 20 h 2. NaBH ₄ , 20 h	 (75)	191

TABLE III. α,β -UNSATURATED KETONES


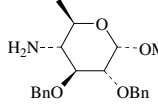
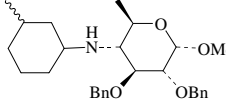

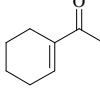
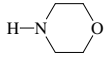
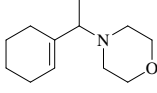
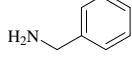
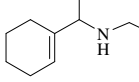
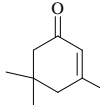

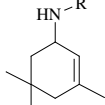
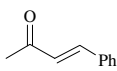
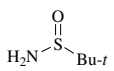
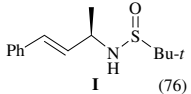
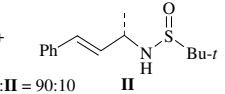
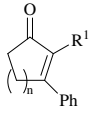

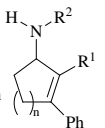
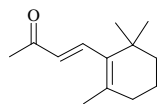

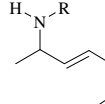
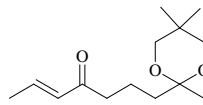
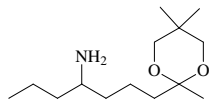
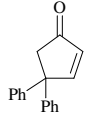

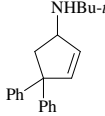
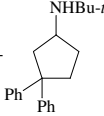
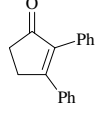

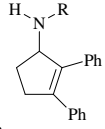
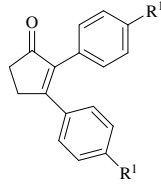

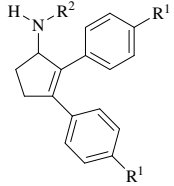
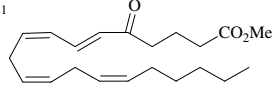
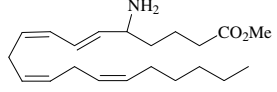
Ketone	Amine	Conditions	Product(s) and Yield(s) (%)	Refs.																													
C ₇			Na(CN)BH ₃ , MeOH, 6 h  (76)	61																													
	"	 , MeOH, 6 h	" (91)	61																													
C ₈			NaBH(OAc) ₃ , DCE  (10)	21																													
		1. Ti(OPr- <i>i</i>) ₄ , 3 h 2. NaBH ₄ , MeOH, 5 min	 (83)	21																													
C ₉			1. Silica gel, 30°, 4 h 2. Zn(BH ₄) ₂ , DME, 60 min 	<table border="1" data-bbox="1137 631 1258 746"> <thead> <tr> <th>R</th> <th></th> </tr> </thead> <tbody> <tr> <td><i>c</i>-C₆H₁₁</td> <td>(80)</td> </tr> <tr> <td>Ph</td> <td>(90)</td> </tr> <tr> <td>Bn</td> <td>(78)</td> </tr> </tbody> </table>	R		<i>c</i> -C ₆ H ₁₁	(80)	Ph	(90)	Bn	(78)	210																				
R																																	
<i>c</i> -C ₆ H ₁₁	(80)																																
Ph	(90)																																
Bn	(78)																																
C ₁₀			1. Ti(OEt) ₄ , THF 2. NaBH ₄ , THF, -48°  I (76) +  II (76) I:II = 90:10	203																													
C ₁₁₋₁₈			1. TiCl ₄ (1 M)/CH ₂ Cl ₂ , CH ₂ Cl ₂ , -70 to -65°, 30 min 2. -70 to -65°, 2 h 3. NaBH ₄ , -70 to -65°, 2 h 4. MeOH, -70 to -65°, 20 min 5. -70 to -65°, 2.5 h 6. rt, 2 h 	<table border="1" data-bbox="1102 849 1388 1044"> <thead> <tr> <th>R¹</th> <th>R²</th> <th>n</th> <th></th> </tr> </thead> <tbody> <tr> <td>H</td> <td><i>t</i>-Bu</td> <td>1</td> <td>(24)</td> </tr> <tr> <td>H</td> <td><i>t</i>-Bu</td> <td>2</td> <td>(48)</td> </tr> <tr> <td>Ph</td> <td><i>t</i>-Bu</td> <td>1</td> <td>(34)</td> </tr> <tr> <td>Ph</td> <td><i>t</i>-Bu</td> <td>2</td> <td>(28)</td> </tr> <tr> <td>Ph</td> <td>CH₂-C≡C-CH₂NMe₂</td> <td>1</td> <td>(30)</td> </tr> <tr> <td>Ph</td> <td>CH₂C₆H₄OMe-4</td> <td>1</td> <td>(45)</td> </tr> </tbody> </table>	R ¹	R ²	n		H	<i>t</i> -Bu	1	(24)	H	<i>t</i> -Bu	2	(48)	Ph	<i>t</i> -Bu	1	(34)	Ph	<i>t</i> -Bu	2	(28)	Ph	CH ₂ -C≡C-CH ₂ NMe ₂	1	(30)	Ph	CH ₂ C ₆ H ₄ OMe-4	1	(45)	186
R ¹	R ²	n																															
H	<i>t</i> -Bu	1	(24)																														
H	<i>t</i> -Bu	2	(48)																														
Ph	<i>t</i> -Bu	1	(34)																														
Ph	<i>t</i> -Bu	2	(28)																														
Ph	CH ₂ -C≡C-CH ₂ NMe ₂	1	(30)																														
Ph	CH ₂ C ₆ H ₄ OMe-4	1	(45)																														
C ₁₃			1. Silica gel, 30°, 4 h 2. Zn(BH ₄) ₂ , DME, 60 min 	<table border="1" data-bbox="1189 1159 1310 1274"> <thead> <tr> <th>R</th> <th></th> </tr> </thead> <tbody> <tr> <td><i>c</i>-C₆H₁₁</td> <td>(85)</td> </tr> <tr> <td>Ph</td> <td>(83)</td> </tr> <tr> <td>Bn</td> <td>(80)</td> </tr> </tbody> </table>	R		<i>c</i> -C ₆ H ₁₁	(85)	Ph	(83)	Bn	(80)	210																				
R																																	
<i>c</i> -C ₆ H ₁₁	(85)																																
Ph	(83)																																
Bn	(80)																																
C ₁₄		NH ₄ OAc	Na(CN)BH ₃ , MS 4 Å, MeOH, 24 h  (77)	408																													
C ₁₇			1. TiCl ₄ , CH ₂ Cl ₂ , -70 to -60°, 2 h 2. NaBH ₄ , MeOH, 0°  (26) +  (38)	187																													
			1. TiCl ₄ (1 M)/CH ₂ Cl ₂ , CH ₂ Cl ₂ , -70 to -60°, 15 min 2. -70 to -60°, 3 h 3. MeOH, -70 to -60°, 10 min 4. NaBH ₄ , -70 to -55°, 2 h 5. rt, overnight 	<table border="1" data-bbox="1137 1538 1258 1664"> <thead> <tr> <th>R</th> <th></th> </tr> </thead> <tbody> <tr> <td><i>i</i>-Pr</td> <td>(5)</td> </tr> <tr> <td><i>n</i>-Bu</td> <td>(4)</td> </tr> <tr> <td><i>t</i>-Bu</td> <td>(4)</td> </tr> <tr> <td>Bn</td> <td>(21)</td> </tr> </tbody> </table>	R		<i>i</i> -Pr	(5)	<i>n</i> -Bu	(4)	<i>t</i> -Bu	(4)	Bn	(21)	186																		
R																																	
<i>i</i> -Pr	(5)																																
<i>n</i> -Bu	(4)																																
<i>t</i> -Bu	(4)																																
Bn	(21)																																
C ₁₇₋₁₉			1. TiCl ₄ (1 M)/CH ₂ Cl ₂ , CH ₂ Cl ₂ , -70 to -60°, 15 min 2. NaBH ₄ in MeOH, 10 min 3. -70 to -55°, 2 h 	<table border="1" data-bbox="1154 1756 1310 1848"> <thead> <tr> <th>R¹</th> <th>R²</th> <th></th> </tr> </thead> <tbody> <tr> <td>H</td> <td><i>t</i>-Am</td> <td>(5)</td> </tr> <tr> <td>Me</td> <td><i>t</i>-Bu</td> <td>(39)</td> </tr> </tbody> </table>	R ¹	R ²		H	<i>t</i> -Am	(5)	Me	<i>t</i> -Bu	(39)	186																			
R ¹	R ²																																
H	<i>t</i> -Am	(5)																															
Me	<i>t</i> -Bu	(39)																															
C ₂₁		NH ₄ OAc	Na(CN)BH ₃ , MeOH, 24 h  (67)	2017																													

TABLE III. KETALS AND HEMIKETALS

Ketal	Amine	Conditions	Product(s) and Yield(s) (%)	Refs.
C ₃ 		1. 37°, 1.5 h 2. NaBD ₄ , 10-30° 3. HCl (2.5 N), 0-25°		227
C ₆ 	NH ₄ Cl	Na(CN)BH ₃ , HOAc, MeOH, 20 h		714
C ₈ 		Na(CN)BH ₃ , HOAc, MS 3 Å, reflux, overnight	 R cyclopropyl (64) 2-thienylmethyl (78) 4-(N-benzylpiperidinyl) (91) 	2018
		Na(CN)BH ₃ , HOAc, MS 3 Å, reflux, overnight		2018
		Na(CN)BH ₃ , HOAc, MS 3 Å, reflux, overnight		2018
		Na(CN)BH ₃ , HOAc, MS 3 Å, reflux, overnight	 R ¹ R ² <i>n</i> -Pr <i>n</i> -Pr (83) Me <i>c</i> -C ₆ H ₁₁ (75) 4-Boc-1-piperazinyl (58)	2018
C ₁₀ 	NH ₄ OAc	1. MS 4 Å, MeOH (anhyd) 2. Na(CN)BH ₃ (85%) in MeOH (anhyd), NaOMe, 5 d 3. NaOH (2 N)		756
C ₁₁ 	HCl•HN(CH ₂) ₆	Na(CN)BH ₃ , phosphate buffer (0.2 M), pH 6.0, 24 h		1067
C ₁₃ 		1. NH ₄ Cl, 220°, 10 min 2. BH ₃ •HNMe ₂ , rt 3. 40°, 15 min	 X O (62) NH (41)	321

TABLE IIIA. DIALDEHYDES


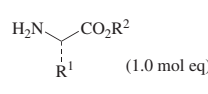
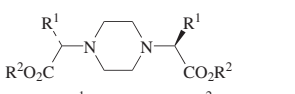
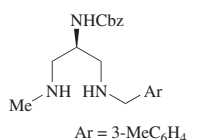
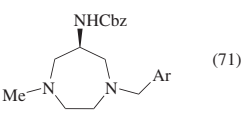
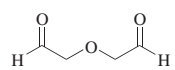
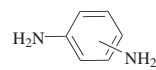
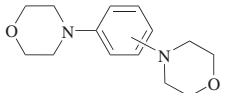

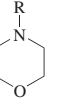
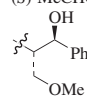
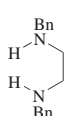
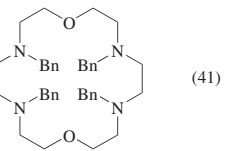
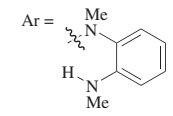
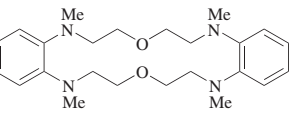
Aldehyde	Amine	Conditions	Product(s) and Yield(s) (%)	Refs.
C ₂ 	 (1.0 mol eq)	Na(CN)BH ₃ , MeOH, 10 h	 R ¹ R ² CH ₂ CH ₂ SMe Me (70-80) <i>i</i> -Pr Me (70-80) <i>s</i> -Bu Me (70-80) Bn Me (70) <i>i</i> -Pr Et (70-80) CH ₂ C ₆ H ₄ OH-4 Et (70-80)	837
	 Ar = 3-MeC ₆ H ₄	Na(CN)BH ₃ , 6 h, MeOH, 5° to rt	 (71)	323
	"	BH ₃ •NEt ₃	" (79)	323
C ₄ 		1. Na(CN)BH ₃ , MeOH, -50°, 10 min 2. 0°, 2 h	 <i>ortho</i> (39) <i>meta</i> (73)	1493
		1. Na(CN)BH ₃ , MeOH, -50°, 10 min 2. 0°, 2 h	 R <i>n</i> -Bu (57) <i>s</i> -Bu (54) <i>t</i> -Bu (16) Ph (75) 3-ClC ₆ H ₄ (72) 3-MeC ₆ H ₄ (72) 3-MeOC ₆ H ₄ (78) 3,5-(MeO) ₂ C ₆ H ₃ (83) Bn (44) (<i>S</i>)-MeCHC ₆ H ₅ (55)  (41)	1493
		1. Na(CN)BH ₃ , MeOH, -60° 2. 0°, 2 h	 (41)	1493
	Ar-CH ₂ -CH ₂ -O-CH ₂ -CH ₂ -Ar Ar = 	1. Na(CN)BH ₃ , MeOH, -60° 2. 0°, 2 h	 (40)	1493

TABLE IIIA. DIALDEHYDES (Continued)

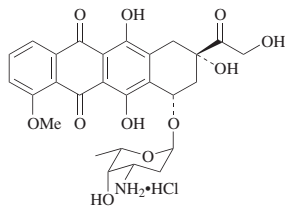
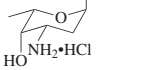
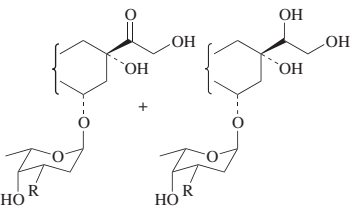
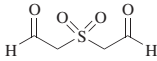
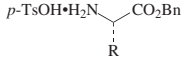
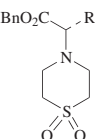
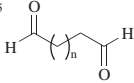
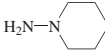
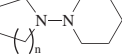
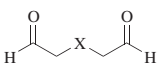

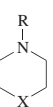
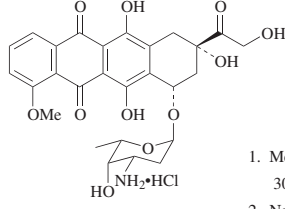
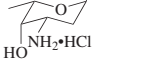
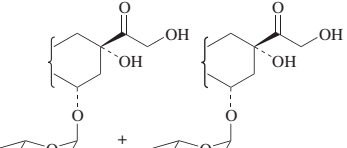
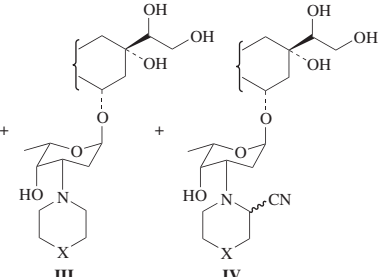
Aldehyde	Amine	Conditions	Product(s) and Yield(s) (%)	Refs.																				
				741																				
		1. MeCN, H ₂ O, 30-45 min 2. Na(CN)BH ₃ , MeCN, H ₂ O, 10 min	I (55) + II (33) + III (2) + IV (8)																					
			I : R = 1-morpholino II : R = 1-morpholino III : R = 1-(2-cyano)-morpholino IV : R = 1-(2-cyano)-morpholino																					
		1. Na(CN)BH ₃ , CH ₂ Cl ₂ :MeOH (4:1), -60° 2. MeOH, -60-0°, 20 h	 R Me (10) CH ₂ CO ₂ H (33) CH ₂ Pr- <i>i</i> (21)	2019																				
		1. Na(CN)BH ₃ , MeCN 2. HOAc, 1 h 3. 2-4 h	 n 1 (36) 2 (29)	477																				
		1. Na(CN)BH ₃ , CH ₂ Cl ₂ :MeOH (1:1), -60° 2. H ₂ NR in MeOH, 0°, 20 h	 X R SO ₂ <i>s</i> -Bu (26) SO ₂ Ph (76) SO ₂ Bn (28) SO ₂ 3-MeC ₆ H ₄ (69) NCOCF ₃ <i>s</i> -Bu (21) NCOCF ₃ Ph (60) NCOCF ₃ Bn (43) NCOCF ₃ 3-MeC ₆ H ₄ (55)	2019																				
		1. MeCN, H ₂ O, 30-45 min 2. Na(CN)BH ₃ , MeCN, H ₂ O, 0.5-2 h		738, 741																				
			I II																					
																								
			III IV																					
			<table border="1"> <thead> <tr> <th>X</th> <th>I</th> <th>II</th> <th>III</th> <th>IV</th> </tr> </thead> <tbody> <tr> <td>O</td> <td>(32)</td> <td>(—)</td> <td>(7)</td> <td>(—)</td> </tr> <tr> <td>CH₂</td> <td>(17)</td> <td>(—)</td> <td>(4)</td> <td>(—)</td> </tr> <tr> <td>CH(OMe)</td> <td>(17)</td> <td>(—)</td> <td>(9)</td> <td>(—)</td> </tr> </tbody> </table>	X	I	II	III	IV	O	(32)	(—)	(7)	(—)	CH ₂	(17)	(—)	(4)	(—)	CH(OMe)	(17)	(—)	(9)	(—)	
X	I	II	III	IV																				
O	(32)	(—)	(7)	(—)																				
CH ₂	(17)	(—)	(4)	(—)																				
CH(OMe)	(17)	(—)	(9)	(—)																				

TABLE IIIA. DIALDEHYDES (Continued)

Aldehyde	Amine	Conditions	Product(s) and Yield(s) (%)	Refs.
C ₄₋₇ 		1. Na(CN)BH ₃ , MeOH, -50°, 10 min 2. MeOH, -50-0°, 20 h	 X SO ₂ (18) NCO ₂ Et (41)	2019
C ₅ 		Li(CN)BH ₃ , HCl (5 N) in MeOH, 72 h	Me-N (43)	19
		1. KOH, 15 min 2. Na(CN)BH ₃ , MeOH, 30 min	" (43)	1118, 1365
		1. NaBH ₄ pellets, H ₂ SO ₄ (3 M), MeOH:THF (3:2), 0° 2. 0° to rt, 90 min	 R H (90) 2-Cl (85) 4-Br (86) 2-NO ₂ (30) 3-NO ₂ (90) 4-NO ₂ (91) 2-Me (79) 4-Me (82) 4-OMe (69) 4-CN (89) 4-COMe (90) 2-CO ₂ Me (86) 4-CO ₂ Me (90) 2,6-(Pr- <i>i</i>) ₂ (40)	158
		1. Na(CN)BH ₃ , KH ₂ PO ₄ ·NaHPO ₄ , pH 6-7, 0-5°, 1 h 2. rt, 12 d	 (86)	1012
		NaBH ₄	 (73)	2020
		NaBH ₄ , THF, H ₂ SO ₄ /H ₂ O, rt, 30 min	 (96)	163
		NaBH ₄ , THF, H ₂ SO ₄ /H ₂ O, rt, 30 min	 (98)	163
		1. NaH ₂ PO ₄ (0.1 M), HCl (6 N), pH 6, MeCN, 3 h 2. Na(CN)BH ₃ , 1 h	 (-)	335

TABLE IIIA. DIALDEHYDES (Continued)

Aldehyde	Amine	Conditions	Product(s) and Yield(s) (%)	Refs.	
		Na(CN)BH ₃ , HOAc, MeOH:H ₂ O (1:1), 1.5 h		(—) 737	
		1. Na(CN)BH ₃ , MeCN 2. HOAc, 1 h 3. 2-4 h		R, R Me, Me (27) —(CH ₂) ₃ — (32) 477	
C ₆		HCl•H ₂ N-CH ₂ -CH ₂ -C ₆ H ₄ -OH	Na(CN)BH ₃ , MeOH		(8) 2021
C ₇		H ₂ N-(CH ₂) ₃ -N(CH ₂) ₃ -NH ₂	1. NiCl ₂ •6 H ₂ O, HOAc, EtOH:H ₂ O (1:1) 2. 60°, 6 h 3. NaBH ₄ , 10° to rt 4. 80°, 2 h		(72) 181
C ₇₋₁₃		H-NH ₂ •HCl R ² H	1. MS 3 Å, MeOH, 0° to rt, 16 h 2. Na(CN)BH ₃ , 0° to rt, 4.5 h		R ¹ R ² Me Bn (40) Bn Me (18) 2022
C ₈		H ₂ N-CH ₂ -CH ₂ -N(R ₁)(R ₂)	Na(CN)BH ₃ , MS 3 Å, HOAc, pH 6, MeOH		R ¹ R ² Et Et (28) —(CH ₂) ₄ — (27) —(CH ₂) ₂ O(CH ₂) ₂ — (29) —(CH ₂) ₅ — (26) 2023
		H ₂ N-C ₆ H ₄ -NH ₂	Na(CN)BH ₃ , HOAc, MeOH, 15 h		(25) 1501
		H-NH ₂ •HCl R H	Na(CN)BH ₃ , phosphate buffer, pH 4.3, MeCN, 24 h		R Me (—) Ph (—) c-C ₆ H ₁₁ (—) tryptophanyl methyl ester (—) 1107
C ₈₋₁₀			1. NaHCO ₃ , pH 5, H ₂ O 2. Na(CN)BH ₃ , 3 h		R 6-azauracil-1-yl (30) uracil-1-yl (37) adenin-9-yl (41) guanin-9-yl (72) 758

TABLE IIIA. DIALDEHYDES (Continued)

Aldehyde	Amine	Conditions	Product(s) and Yield(s) (%)	Refs.	
C ₉₋₁₀		Na(CN)BH ₃ , 3 h, MeCN:H ₂ O (1:1)	 R <u>I II</u> cytosin-1-yl (28) (18) adenin-9-yl (18) (16) I: R = Ac + II: R = CH(OH)Me	758	
C ₁₀		Bn H-N•HCl H	Na(CN)BH ₃ , NaH ₂ PO ₄ (0.5 M aq), MeCN, 24 h	(34)	1106
		1. Na(CN)BH ₃ , MeOH, -50°, 10 min 2. 0°, 2 h	R H (78) OMe (64)	1493	
		1. Na(CN)BH ₃ , MeOH, -50°, 10 min 2. 0°, 2 h	(28)	1493	
		1. MS 3 Å, MeOH, 4 h 2. Na(CN)BH ₃ , MeOH, 40 min, 0° 3. 0° to rt, 5 h	R Me (33) Bn (33)	2021	
	(NH ₄) ₂ B ₄ O ₇	Na(CN)BH ₃ , MeOH	(-)	2024	
		1. H ₂ O, NaOH (1 M) pH 8.5-9.0, 0°, 30 min 2. Na(CN)BH ₃ , 10% HOAc, pH 7, 0°, 1 h	(80)	1507	
		1. H ₂ O, NaOH (1 M) pH 8.5-9.0, 0°, 30 min 2. Na(CN)BH ₃ , 10% HOAc, pH 7, 0°, 1 h	(23)	1507	
		Na(CN)BH ₃ , 3 h, MeOH, 20°	R ¹ , R ² =O (50) H, OH (19)	2025	

TABLE IIIA. DIALDEHYDES (Continued)

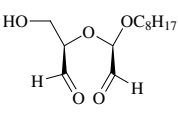

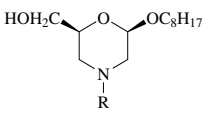



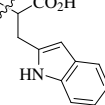








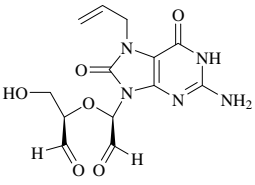

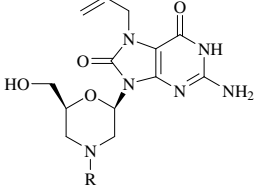
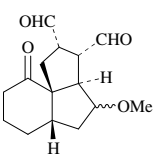

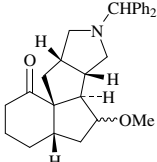
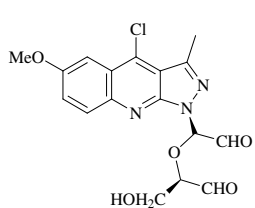
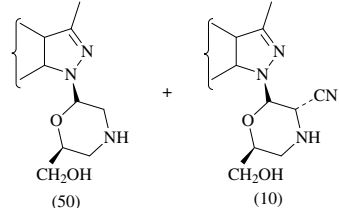
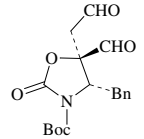
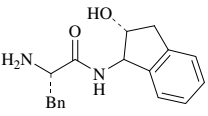
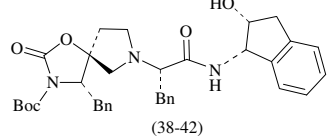
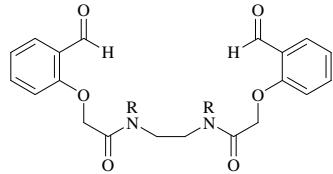
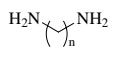
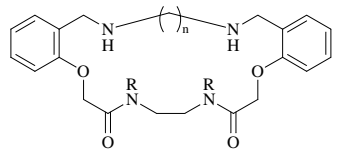
Aldehyde	Amine	Conditions	Product(s) and Yield(s) (%)	Refs.																		
C ₁₃ 		Na(CN)BH ₃ , MeOH	 <table border="1" style="display: inline-table; vertical-align: top;"> <thead> <tr> <th>R</th> <th>Yield (%)</th> </tr> </thead> <tbody> <tr> <td>OH</td> <td>(84)</td> </tr> <tr> <td>CH₂CH₂NH₂</td> <td>(59)</td> </tr> <tr> <td>CH₂CO₂H</td> <td>(55)</td> </tr> <tr> <td></td> <td>(41)</td> </tr> <tr> <td>Bn</td> <td>(83)</td> </tr> <tr> <td></td> <td>(37)</td> </tr> <tr> <td></td> <td>(34)</td> </tr> <tr> <td></td> <td></td> </tr> </tbody> </table>	R	Yield (%)	OH	(84)	CH ₂ CH ₂ NH ₂	(59)	CH ₂ CO ₂ H	(55)		(41)	Bn	(83)		(37)		(34)			2026
R	Yield (%)																					
OH	(84)																					
CH ₂ CH ₂ NH ₂	(59)																					
CH ₂ CO ₂ H	(55)																					
	(41)																					
Bn	(83)																					
	(37)																					
	(34)																					
																						
	 R = Bn, CHPh ₂	Na(CN)BH ₃ , HOAc, pH 6-7, H ₂ O, 1 h	 (15)	2027																		
C ₁₅ 	 R = Ph, Ph	Na(CN)BH ₃ , <i>i</i> -PrOH	 (—)	386																		
C ₁₆ 	(NH ₄) ₂ B ₂ O ₇	Na(CN)BH ₃	 (50) + (10)	771																		
C ₁₈ 		Na(CN)BH ₃ , HOAc, pH 6, MeOH	 (38-42)	2028																		
C ₂₀₋₂₂ 		1. MeOH, heating, 15 min 2. NaBH ₄ , rt	 <table border="1" style="display: inline-table; vertical-align: top;"> <thead> <tr> <th>R</th> <th>n</th> <th>Yield (%)</th> </tr> </thead> <tbody> <tr> <td>H</td> <td>3</td> <td>(41)</td> </tr> <tr> <td>Me</td> <td>2</td> <td>(47)</td> </tr> <tr> <td>Me</td> <td>3</td> <td>(36)</td> </tr> </tbody> </table>	R	n	Yield (%)	H	3	(41)	Me	2	(47)	Me	3	(36)	782						
R	n	Yield (%)																				
H	3	(41)																				
Me	2	(47)																				
Me	3	(36)																				

TABLE IIIA. DIALDEHYDES (Continued)

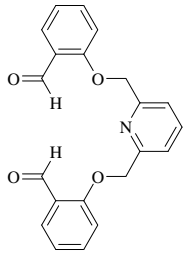
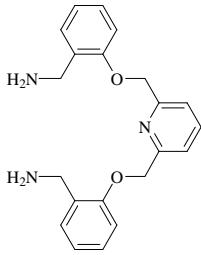
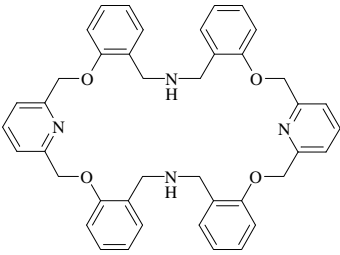
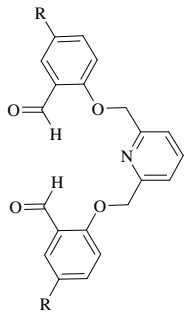
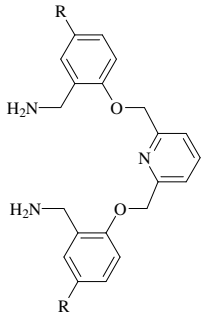
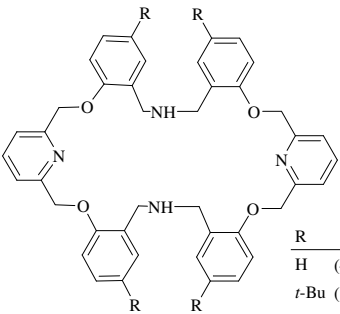
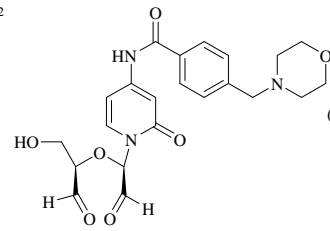
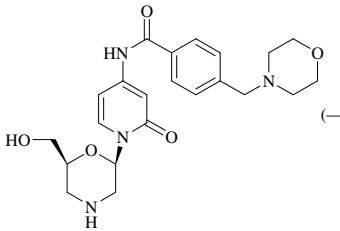
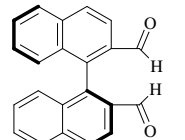
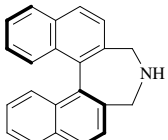
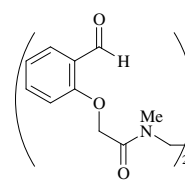
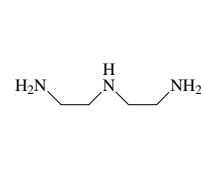
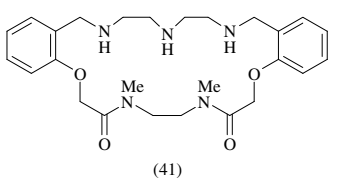
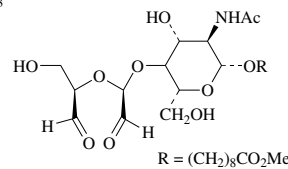
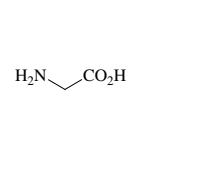
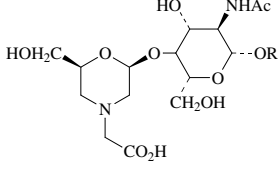
Aldehyde	Amine	Conditions	Product(s) and Yield(s) (%)	Refs.
C ₂₁ 		1. EtOH, reflux, 8 h 2. NaBH ₄ , reflux, 1 h	 (30)	2029
C ₂₁₋₂₉ 		1. MS 4 Å, EtOH, reflux, 20 h 2. Na(CN)BH ₃ , reflux, 20 h	 R H (—) <i>t</i> -Bu (82)	2029, 2030
	"	1. EtOH, reflux 2. NaBH ₄ , reflux, 15 h	" R H (—) <i>t</i> -Bu (45)	2029, 2030
C ₂₂ 	(NH ₄) ₂ B ₄ O ₇	Na(CN)BH ₃	 (—)	2031
	NH ₄ OAc	Na(CN)BH ₃	 (—)	2032
		1. MeOH, heating, 15 min 2. NaBH ₄ , rt	 (41)	782
C ₂₃ 		1. NaHCO ₃ (aq), MeOH 2. Na(CN)BH ₃ , 4 h	 (56)	2026

TABLE IIIA. DIALDEHYDES

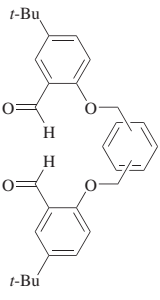
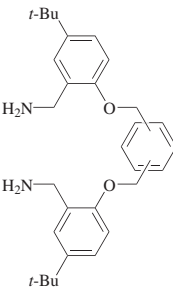
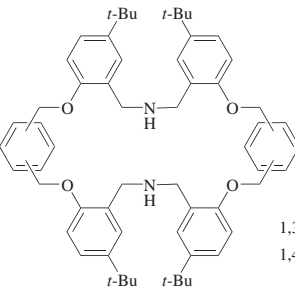
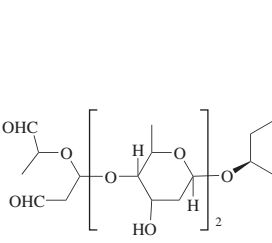
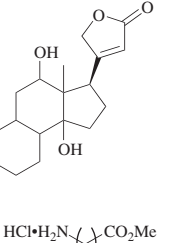
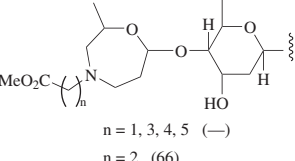
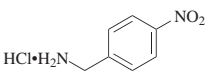
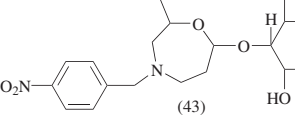
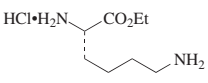
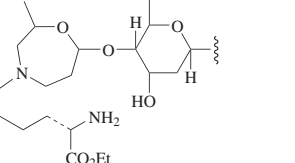
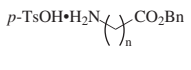
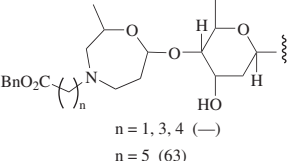
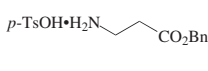
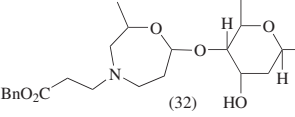

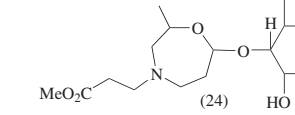
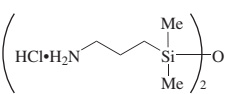
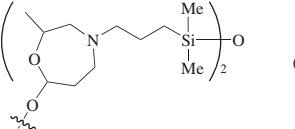
Aldehyde	Amine	Conditions	Product(s) and Yield(s) (%)	Refs.
C ₃₀ 		1. EtOH, reflux, 8 h 2. NaBH ₄ , reflux, 1 h	 1,3 (47) 1,4 (58)	2029
C ₄₁ 		1. MeOH, 5 min 2. Na(CN)BH ₃ , 12 h	 n = 1, 3, 4, 5 (—) n = 2 (66)	796
		Na(CN)BH ₃ , MeOH, 24 h	 (43)	2033
		Na(CN)BH ₃ , MeOH, 24 h	 (—)	2034
		1. DIPEA, MeOH, 5 min 2. Na(CN)BH ₃ , 12 h	 n = 1, 3, 4 (—) n = 5 (63)	796
		1. DIPEA, MeOH, 5 min 2. Na(CN)BH ₃ , 12 h	 (32) +	796
			 (24)	
		Na(CN)BH ₃ , MeOH, overnight	 (75)	2035
	"	1. NaOH (0.1 N aq) MeOH, 3 h 2. NaBH ₄ , overnight	" (60)	2035

TABLE IIIA. DIALDEHYDES (Continued)

Aldehyde	Amine	Conditions	Product(s) and Yield(s) (%)	Refs.																
		Na(CN)BH ₃ , MeOH, 72 h	 <table border="1"> <thead> <tr> <th>R¹</th> <th>R²</th> <th>I</th> <th>II</th> </tr> </thead> <tbody> <tr> <td>H</td> <td>H</td> <td>(16)</td> <td>(11)</td> </tr> <tr> <td>OH</td> <td>H</td> <td>(22)</td> <td>(9)</td> </tr> <tr> <td>H</td> <td>OH</td> <td>(33)</td> <td>(13)</td> </tr> </tbody> </table>	R ¹	R ²	I	II	H	H	(16)	(11)	OH	H	(22)	(9)	H	OH	(33)	(13)	399
R ¹	R ²	I	II																	
H	H	(16)	(11)																	
OH	H	(22)	(9)																	
H	OH	(33)	(13)																	
C ₄₅		NH ₄ OH	 <table border="1"> <thead> <tr> <th>R¹</th> <th>R²</th> <th>(14)</th> </tr> </thead> <tbody> <tr> <td>H</td> <td>H</td> <td>(14)</td> </tr> </tbody> </table>	R ¹	R ²	(14)	H	H	(14)	2036										
R ¹	R ²	(14)																		
H	H	(14)																		
		1. MeOH, 2 h 2. Na(CN)BH ₃ , MeOH, overnight																		

TABLE IIIB. KETOALDEHYDES (Continued)

Ketoaldehyde	Amine	Conditions	Product(s) and Yield(s) (%)	Refs.																				
		1. Na(CN)BH ₃ , MeOH, -78°, 2 h 2. -78° to rt, 48 h	(36)	452																				
C ₆₋₈		1. Na(CN)BH ₃ , MeOH:CH ₂ Cl ₂ (1:5), -50°, 10 min 2. Amine in MeCN, -30°, 1 h 3. HOAc in MeCN, -30° 4. -10°, overnight	<table border="1"> <thead> <tr> <th>R¹</th> <th>R²</th> <th>R³</th> <th>Yield (%)</th> </tr> </thead> <tbody> <tr> <td>Me</td> <td>Ph</td> <td>Me</td> <td>(50)</td> </tr> <tr> <td>Me</td> <td>1-naphthyl</td> <td>Me</td> <td>(—)</td> </tr> <tr> <td>Me</td> <td>Ph</td> <td>CH₂OH</td> <td>(—)</td> </tr> <tr> <td><i>n</i>-Pr</td> <td>Ph</td> <td>Me</td> <td>(—)</td> </tr> </tbody> </table>	R ¹	R ²	R ³	Yield (%)	Me	Ph	Me	(50)	Me	1-naphthyl	Me	(—)	Me	Ph	CH ₂ OH	(—)	<i>n</i> -Pr	Ph	Me	(—)	834
R ¹	R ²	R ³	Yield (%)																					
Me	Ph	Me	(50)																					
Me	1-naphthyl	Me	(—)																					
Me	Ph	CH ₂ OH	(—)																					
<i>n</i> -Pr	Ph	Me	(—)																					
C ₆₋₁₁		1. Na(CN)BH ₃ , MeOH:CH ₂ Cl ₂ (1:1), -60°, 30 min 2. Amine, HOAc, MeOH, -60° 3. 0°, 15 h	(—) <table border="1"> <thead> <tr> <th>R¹</th> <th>R²</th> <th>Yield (%)</th> </tr> </thead> <tbody> <tr> <td>H</td> <td>Me</td> <td>(—)</td> </tr> <tr> <td>TMS</td> <td>Me</td> <td>(—)</td> </tr> <tr> <td>COBu-<i>t</i></td> <td>Me</td> <td>(—)</td> </tr> <tr> <td>H</td> <td>CH₂OH</td> <td>(—)</td> </tr> </tbody> </table>	R ¹	R ²	Yield (%)	H	Me	(—)	TMS	Me	(—)	COBu- <i>t</i>	Me	(—)	H	CH ₂ OH	(—)	834					
R ¹	R ²	Yield (%)																						
H	Me	(—)																						
TMS	Me	(—)																						
COBu- <i>t</i>	Me	(—)																						
H	CH ₂ OH	(—)																						
C ₇		"	(22)	834																				
C ₈		Na(CN)BH ₃ , MeOH, 3 d	(58)	2039																				
	NH ₄ OAc	1. Na(CN)BH ₃ , MeOH, -10° to 0-4°, 7 d 2. rt, 1 d	(37)	2040																				
		Na(CN)BH ₃ , dry MeOH, 0°, 2 weeks	(40)	2040																				
	NH ₄ O ₂ CH	Na(CN)BH ₃ , MS 3 Å, MeOH, 24 h	(32)	2041																				
C ₈₋₂₂		1. FeCl ₃ , MeOH, 2 h 2. Ketoaldehyde, 4 h, MeOH 3. NaBH ₄	<table border="1"> <thead> <tr> <th>R</th> <th>Yield (%)</th> </tr> </thead> <tbody> <tr> <td>H</td> <td>(90)</td> </tr> <tr> <td>4-NO₂</td> <td>(—)</td> </tr> <tr> <td>3-NO₂</td> <td>(26)</td> </tr> <tr> <td>3-CN</td> <td>(54)</td> </tr> <tr> <td>4-(Bn₂N)</td> <td>(31)</td> </tr> </tbody> </table>	R	Yield (%)	H	(90)	4-NO ₂	(—)	3-NO ₂	(26)	3-CN	(54)	4-(Bn ₂ N)	(31)	182								
R	Yield (%)																							
H	(90)																							
4-NO ₂	(—)																							
3-NO ₂	(26)																							
3-CN	(54)																							
4-(Bn ₂ N)	(31)																							
C ₉		Na(CN)BH ₃ , MeOH	(47)	19																				
	¹⁵ NH ₄ NO ₃	Na(CN)BH ₃ , MeOH, 2 d	(—)	2029																				

TABLE IIIB. KETOALDEHYDES (Continued)

Ketoaldehyde	Amine	Conditions	Product(s) and Yield(s) (%)	Refs.																																																				
C ₁₀₋₁₁ 		Na(CN)BH ₃ , MeOH	 <table border="1"> <thead> <tr> <th>n</th> <th>Temp</th> <th>Time</th> <th>% de</th> <th>I+II+III</th> <th>I:II:III</th> </tr> </thead> <tbody> <tr> <td>1</td> <td>0-25°</td> <td>12 h</td> <td>88</td> <td>(96)</td> <td>99:1:0</td> </tr> <tr> <td>1</td> <td>-15°</td> <td>4 h</td> <td>90</td> <td>(75)</td> <td>76:24:0</td> </tr> <tr> <td>2</td> <td>0-25°</td> <td>24 h</td> <td>96</td> <td>(88)</td> <td>88:12:0</td> </tr> <tr> <td>2</td> <td>-30-25°</td> <td>6 h</td> <td>—</td> <td>(98)</td> <td>5:43:50</td> </tr> <tr> <td>2</td> <td>-30-25°</td> <td>36 h</td> <td>96</td> <td>(81)</td> <td>88:12:0</td> </tr> </tbody> </table>	n	Temp	Time	% de	I+II+III	I:II:III	1	0-25°	12 h	88	(96)	99:1:0	1	-15°	4 h	90	(75)	76:24:0	2	0-25°	24 h	96	(88)	88:12:0	2	-30-25°	6 h	—	(98)	5:43:50	2	-30-25°	36 h	96	(81)	88:12:0	443																
n	Temp	Time	% de	I+II+III	I:II:III																																																			
1	0-25°	12 h	88	(96)	99:1:0																																																			
1	-15°	4 h	90	(75)	76:24:0																																																			
2	0-25°	24 h	96	(88)	88:12:0																																																			
2	-30-25°	6 h	—	(98)	5:43:50																																																			
2	-30-25°	36 h	96	(81)	88:12:0																																																			
C ₁₁ 		Na(CN)BH ₃	 <table border="1"> <thead> <tr> <th>Temp</th> <th>Time</th> <th>% de</th> <th>I+II+III</th> <th>I:II:III</th> </tr> </thead> <tbody> <tr> <td>0-25°</td> <td>24 h</td> <td>92</td> <td>(99)</td> <td>98:2:0</td> </tr> <tr> <td>0-25°</td> <td>24 h</td> <td>—</td> <td>(95)</td> <td>8:55:32</td> </tr> <tr> <td>0-25°</td> <td>72 h</td> <td>94</td> <td>(99)</td> <td>33:42:25</td> </tr> </tbody> </table>	Temp	Time	% de	I+II+III	I:II:III	0-25°	24 h	92	(99)	98:2:0	0-25°	24 h	—	(95)	8:55:32	0-25°	72 h	94	(99)	33:42:25	443																																
Temp	Time	% de	I+II+III	I:II:III																																																				
0-25°	24 h	92	(99)	98:2:0																																																				
0-25°	24 h	—	(95)	8:55:32																																																				
0-25°	72 h	94	(99)	33:42:25																																																				
		NaBH(OAc) ₃	 <table border="1"> <thead> <tr> <th>Temp</th> <th>Time</th> <th>% de</th> <th>I+II+III</th> <th>I:II:III</th> </tr> </thead> <tbody> <tr> <td>0-25°</td> <td>24 h</td> <td>58</td> <td>(100)</td> <td>100:0:0</td> </tr> <tr> <td>0-25°</td> <td>24 h</td> <td>52</td> <td>(84)</td> <td>100:0:0</td> </tr> </tbody> </table>	Temp	Time	% de	I+II+III	I:II:III	0-25°	24 h	58	(100)	100:0:0	0-25°	24 h	52	(84)	100:0:0	443																																					
Temp	Time	% de	I+II+III	I:II:III																																																				
0-25°	24 h	58	(100)	100:0:0																																																				
0-25°	24 h	52	(84)	100:0:0																																																				
C ₁₄ 		1. Na(CN)BH ₃ , MeOH, 30 min 2. Na(CN)BH ₃ , 1 h 3. Na(CN)BH ₃ , 2.5 h	 <table border="1"> <thead> <tr> <th>R</th> <th>I+II</th> <th>I:II</th> <th>Diastereo. mix</th> </tr> </thead> <tbody> <tr> <td>Me</td> <td>(62)</td> <td>1.5:1</td> <td></td> </tr> <tr> <td>CH₂CO₂Et</td> <td>(51)</td> <td>1:1</td> <td></td> </tr> <tr> <td>(S)-CH(Me)CH₂OH</td> <td>(20)</td> <td>0:1</td> <td></td> </tr> <tr> <td>(S)-OH(Me)CH(OMe)₂</td> <td>(18)</td> <td>0:1</td> <td></td> </tr> <tr> <td>(S)-CH(Me)CO₂Me</td> <td>(53)</td> <td>2:1</td> <td>27:6/20:13</td> </tr> <tr> <td>CH₂CH(OMe)₂</td> <td>(33)</td> <td>1:3</td> <td></td> </tr> <tr> <td>Bn</td> <td>(56)</td> <td>2.1:1</td> <td></td> </tr> <tr> <td>CH₂CH₂SePh</td> <td>(41)</td> <td>2.5:1</td> <td></td> </tr> <tr> <td>(R)-CH(Me)Ph</td> <td>(35)</td> <td>4:1</td> <td>39:1/3:1</td> </tr> <tr> <td>(S)-CH(Me)Ph</td> <td>(45)</td> <td>9:2</td> <td>—/3:1</td> </tr> <tr> <td>(S)-CH(Ph)CH₂OH</td> <td>(46)</td> <td>7:3</td> <td></td> </tr> <tr> <td>CHPh₂</td> <td>(22)</td> <td>9:2</td> <td></td> </tr> </tbody> </table>	R	I+II	I:II	Diastereo. mix	Me	(62)	1.5:1		CH ₂ CO ₂ Et	(51)	1:1		(S)-CH(Me)CH ₂ OH	(20)	0:1		(S)-OH(Me)CH(OMe) ₂	(18)	0:1		(S)-CH(Me)CO ₂ Me	(53)	2:1	27:6/20:13	CH ₂ CH(OMe) ₂	(33)	1:3		Bn	(56)	2.1:1		CH ₂ CH ₂ SePh	(41)	2.5:1		(R)-CH(Me)Ph	(35)	4:1	39:1/3:1	(S)-CH(Me)Ph	(45)	9:2	—/3:1	(S)-CH(Ph)CH ₂ OH	(46)	7:3		CHPh ₂	(22)	9:2		442, 2042, 2043, 2044
R	I+II	I:II	Diastereo. mix																																																					
Me	(62)	1.5:1																																																						
CH ₂ CO ₂ Et	(51)	1:1																																																						
(S)-CH(Me)CH ₂ OH	(20)	0:1																																																						
(S)-OH(Me)CH(OMe) ₂	(18)	0:1																																																						
(S)-CH(Me)CO ₂ Me	(53)	2:1	27:6/20:13																																																					
CH ₂ CH(OMe) ₂	(33)	1:3																																																						
Bn	(56)	2.1:1																																																						
CH ₂ CH ₂ SePh	(41)	2.5:1																																																						
(R)-CH(Me)Ph	(35)	4:1	39:1/3:1																																																					
(S)-CH(Me)Ph	(45)	9:2	—/3:1																																																					
(S)-CH(Ph)CH ₂ OH	(46)	7:3																																																						
CHPh ₂	(22)	9:2																																																						
C ₁₄₋₃₄ 		1. Na(CN)BH ₃ , MeOH, -78°, 1 h 2. 0°, 1 h 3. rt, 22 h	 <table border="1"> <thead> <tr> <th>R</th> <th>I</th> <th>II</th> </tr> </thead> <tbody> <tr> <td>Ac</td> <td>(13)</td> <td>(12)</td> </tr> <tr> <td>Bz</td> <td>(9)</td> <td>(18)</td> </tr> </tbody> </table>	R	I	II	Ac	(13)	(12)	Bz	(9)	(18)	441, 2037																																											
R	I	II																																																						
Ac	(13)	(12)																																																						
Bz	(9)	(18)																																																						
C ₁₅ 		Na(CN)BH ₃ , pH 5, MeOH	 <table border="1"> <tbody> <tr> <td>(35)</td> <td>(30)</td> </tr> </tbody> </table>	(35)	(30)	715																																																		
(35)	(30)																																																							

TABLE IIIB. KETOALDEHYDES (Continued)

	Ketoaldehyde	Amine	Conditions	Product(s) and Yield(s) (%)	Refs.
C ₁₅			Na(CN)BH ₃ , MeOH	(—) $\frac{\text{syn:anti}}{\alpha \quad 1:8}$ $\beta \quad >20:1$	2045
C ₁₆			Na(CN)BH ₃ , MeOH, overnight	(41)	2046
C ₁₈	Ar = 2-O ₂ NC ₆ H ₄ 		Na(CN)BH ₃ , MeOH	(—)	2047
C ₁₈₋₂₀			Na(CN)BH ₃	R = H (—) R = CO ₂ Me (—)	2048
C ₁₉		NH ₄ OAc	Na(CN)BH ₃ , MeOH	(—)	2049
C ₂₀		NH ₄ OAc	1. Na(CN)BH ₃ , MeOH, rt 2. 60°, 2 h	(74) I:II = 70:30 R = H	458
		NH ₄ X	1. Na(CN)BH ₃ , MeOH, -78°, 2 h 2. -78° to rt, 90 h	I + II R = H $\frac{X}{\text{HCO}_2} \quad \frac{\text{I+II}}{(55)} \quad \frac{\text{I:II}}{81:19}$ $\frac{\text{MeCO}_2}{(52)} \quad 85:15$ $\frac{\text{Br}}{(56)} \quad 82:18$	458
			1. Na(CN)BH ₃ , HOAc, MeOH, -78°, 2 h 2. -78° to rt, 48 h	I + II (45) I:II = 2.5:1 R = Me	458
			1. Na(CN)BH ₃ , HOAc, MS 3 Å, -78°, 2 h 2. -78° to rt, 48 h	I (—) + II (—) R = CHPh ₂ + (—)	458
			Na(CN)BH ₃ , MS 3 Å, MeOH, 30 min	I $\frac{R}{\text{H}} (73)$ Bu (77)	2050
C ₃₇		NH ₄ O ₂ CH	Na(CN)BH ₃ , MeOH	(54)	451

TABLE IIIC. DIKETONES

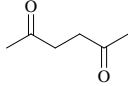

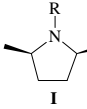
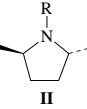
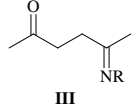
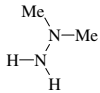


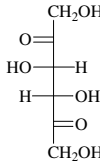
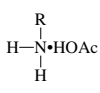
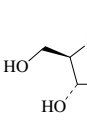
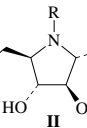
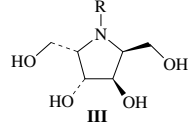

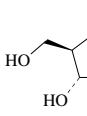
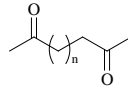
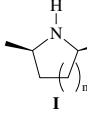
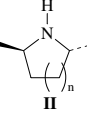

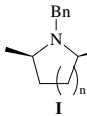
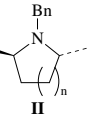
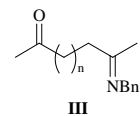
Diketone	Amine	Conditions	Product(s) and Yield(s) (%)	Refs.																											
C ₆ 		Na(CH) ₃ BH ₃ , MeOH, -10-20°	 +  + 	487																											
			<table border="1"> <thead> <tr> <th>R</th> <th>I</th> <th>II</th> <th>III</th> </tr> </thead> <tbody> <tr> <td>Ph</td> <td>(29)</td> <td>(67)</td> <td>(—)</td> </tr> <tr> <td>2-ClC₆H₄</td> <td>(15)</td> <td>(13)</td> <td>(—)</td> </tr> <tr> <td>4-MeOC₆H₄</td> <td>(33)</td> <td>(50)</td> <td>(4)</td> </tr> <tr> <td>CHPh₂</td> <td>(54)</td> <td>(18)</td> <td>(4)</td> </tr> </tbody> </table>	R	I	II	III	Ph	(29)	(67)	(—)	2-ClC ₆ H ₄	(15)	(13)	(—)	4-MeOC ₆ H ₄	(33)	(50)	(4)	CHPh ₂	(54)	(18)	(4)								
R	I	II	III																												
Ph	(29)	(67)	(—)																												
2-ClC ₆ H ₄	(15)	(13)	(—)																												
4-MeOC ₆ H ₄	(33)	(50)	(4)																												
CHPh ₂	(54)	(18)	(4)																												
		Na(CN)BH ₃ , MeCN, 20°	 (28) +  (7)	487																											
	"	1. Na(CN)BH ₃ , MeCN 2. HOAc, 1 h 3. 2-4 h	" (34) " (11)	477																											
		Na(CN)BH ₃ , HOAc, pH 6-7, MeOH, reflux, 3-20 h	 +  + 	444, 2037																											
			<table border="1"> <thead> <tr> <th>R</th> <th>I+II+III</th> <th>I:II:III</th> </tr> </thead> <tbody> <tr> <td>(CH₂)₃OH</td> <td>(26)</td> <td>57:39:4</td> </tr> <tr> <td><i>n</i>-Bu</td> <td>(30)</td> <td>30:0:0</td> </tr> <tr> <td>4-FC₆H₄</td> <td>(25)</td> <td>60:30:10</td> </tr> <tr> <td>(<i>R</i>)-α-MeCHPh</td> <td>(50)</td> <td>79:19:2</td> </tr> <tr> <td>(<i>S</i>)-α-MeCHPh</td> <td>(15)</td> <td>92:8:0</td> </tr> <tr> <td>(CH₂)₂C₆H₄F-4</td> <td>(31)</td> <td>76:12:12</td> </tr> <tr> <td>CHPh₂</td> <td>(68)</td> <td>86:8:6</td> </tr> <tr> <td>C₁₈H₃₇</td> <td>(54)</td> <td>78:19:3</td> </tr> </tbody> </table>	R	I+II+III	I:II:III	(CH ₂) ₃ OH	(26)	57:39:4	<i>n</i> -Bu	(30)	30:0:0	4-FC ₆ H ₄	(25)	60:30:10	(<i>R</i>)- α -MeCHPh	(50)	79:19:2	(<i>S</i>)- α -MeCHPh	(15)	92:8:0	(CH ₂) ₂ C ₆ H ₄ F-4	(31)	76:12:12	CHPh ₂	(68)	86:8:6	C ₁₈ H ₃₇	(54)	78:19:3	
R	I+II+III	I:II:III																													
(CH ₂) ₃ OH	(26)	57:39:4																													
<i>n</i> -Bu	(30)	30:0:0																													
4-FC ₆ H ₄	(25)	60:30:10																													
(<i>R</i>)- α -MeCHPh	(50)	79:19:2																													
(<i>S</i>)- α -MeCHPh	(15)	92:8:0																													
(CH ₂) ₂ C ₆ H ₄ F-4	(31)	76:12:12																													
CHPh ₂	(68)	86:8:6																													
C ₁₈ H ₃₇	(54)	78:19:3																													
		Na(CN)BH ₃ , MeOH, reflux, 10-24 h		444																											
			<table border="1"> <thead> <tr> <th>R</th> <th>I</th> <th>II</th> </tr> </thead> <tbody> <tr> <td>NPh₂</td> <td>(10)</td> <td>(33)</td> </tr> <tr> <td>9-fluorenyl</td> <td>(33)</td> <td>(33)</td> </tr> </tbody> </table>	R	I	II	NPh ₂	(10)	(33)	9-fluorenyl	(33)	(33)																			
R	I	II																													
NPh ₂	(10)	(33)																													
9-fluorenyl	(33)	(33)																													
C ₆₋₇ 	NH ₄ X	Na(CN)BH ₃ , MeOH, 20°, overnight	 + 	487																											
			<table border="1"> <thead> <tr> <th>n</th> <th>X</th> <th>I:II</th> <th>I+II</th> </tr> </thead> <tbody> <tr> <td>1</td> <td>OAc</td> <td>50:50</td> <td>(62)</td> </tr> <tr> <td>2</td> <td>Br</td> <td>83:17</td> <td>(70)</td> </tr> </tbody> </table>	n	X	I:II	I+II	1	OAc	50:50	(62)	2	Br	83:17	(70)																
n	X	I:II	I+II																												
1	OAc	50:50	(62)																												
2	Br	83:17	(70)																												
		Na(CN)BH ₃ , MeOH, overnight	 +  + 	487																											
			<table border="1"> <thead> <tr> <th>n</th> <th>Temp</th> <th>I</th> <th>II</th> <th>III</th> </tr> </thead> <tbody> <tr> <td>1</td> <td>-10-0°</td> <td>(45)</td> <td>(45)</td> <td>(9)</td> </tr> <tr> <td>2</td> <td>-10-20°</td> <td>(17)</td> <td>(81)</td> <td>(0)</td> </tr> </tbody> </table>	n	Temp	I	II	III	1	-10-0°	(45)	(45)	(9)	2	-10-20°	(17)	(81)	(0)													
n	Temp	I	II	III																											
1	-10-0°	(45)	(45)	(9)																											
2	-10-20°	(17)	(81)	(0)																											

TABLE III. DIKETONES (Continued)

Diketone	Amine	Conditions	Product(s) and Yield(s) (%)	Refs.																									
		NaBH(OAc) ₃ , CH ₂ Cl ₂	 I + II + III + IV	487																									
			<table border="1"> <thead> <tr> <th>n</th> <th>I</th> <th>II</th> <th>III</th> <th>IV</th> </tr> </thead> <tbody> <tr> <td>1</td> <td>(58)</td> <td>(5:14)</td> <td>(0)</td> <td>(22)</td> </tr> <tr> <td>2</td> <td>(15)</td> <td>(51:19)</td> <td>(5)</td> <td>(0)</td> </tr> </tbody> </table>	n	I	II	III	IV	1	(58)	(5:14)	(0)	(22)	2	(15)	(51:19)	(5)	(0)											
n	I	II	III	IV																									
1	(58)	(5:14)	(0)	(22)																									
2	(15)	(51:19)	(5)	(0)																									
		Na(CN)BH ₃ , MeOH, overnight	I + II + III	487																									
			<table border="1"> <thead> <tr> <th>n</th> <th>Temp</th> <th>I</th> <th>II</th> <th>III</th> </tr> </thead> <tbody> <tr> <td>1</td> <td>-30-10°</td> <td>(40)</td> <td>(7:13)</td> <td>(0)</td> </tr> <tr> <td>1</td> <td>-10-0°</td> <td>(65)</td> <td>(7:13)</td> <td>(0)</td> </tr> <tr> <td>1</td> <td>20°</td> <td>(70)</td> <td>(10:20)</td> <td>(0)</td> </tr> <tr> <td>2</td> <td>-10-20°</td> <td>(24)</td> <td>(39:17)</td> <td>(10)</td> </tr> </tbody> </table>	n	Temp	I	II	III	1	-30-10°	(40)	(7:13)	(0)	1	-10-0°	(65)	(7:13)	(0)	1	20°	(70)	(10:20)	(0)	2	-10-20°	(24)	(39:17)	(10)	
n	Temp	I	II	III																									
1	-30-10°	(40)	(7:13)	(0)																									
1	-10-0°	(65)	(7:13)	(0)																									
1	20°	(70)	(10:20)	(0)																									
2	-10-20°	(24)	(39:17)	(10)																									
		Na(CN)BH ₃ , MeOH, 20°	 I + II	487																									
			<table border="1"> <thead> <tr> <th>n</th> <th>R</th> <th>I</th> <th>II</th> </tr> </thead> <tbody> <tr> <td>1</td> <td>2,6-Me₂C₆H₃</td> <td>(22)</td> <td>(13)</td> </tr> <tr> <td>2</td> <td>Ph</td> <td>(61)</td> <td>(33)</td> </tr> </tbody> </table>	n	R	I	II	1	2,6-Me ₂ C ₆ H ₃	(22)	(13)	2	Ph	(61)	(33)														
n	R	I	II																										
1	2,6-Me ₂ C ₆ H ₃	(22)	(13)																										
2	Ph	(61)	(33)																										
		Na(CN)BH ₃ , KOH, HOAc, MeOH, 0-20°	 I + II + III	443																									
			<table border="1"> <thead> <tr> <th>n</th> <th>I+II+III</th> <th>I:II:III</th> </tr> </thead> <tbody> <tr> <td>1</td> <td>(89)</td> <td>84:8:8</td> </tr> <tr> <td>2</td> <td>(84)</td> <td>17:55:28</td> </tr> </tbody> </table>	n	I+II+III	I:II:III	1	(89)	84:8:8	2	(84)	17:55:28																	
n	I+II+III	I:II:III																											
1	(89)	84:8:8																											
2	(84)	17:55:28																											
	NH ₄ OAc	1. Na(CN)BH ₃ , KOH, MeOH, 24 h 2. NaBH ₄ , 2-3 h	 I + II	145																									
			<table border="1"> <thead> <tr> <th>R¹</th> <th>R²</th> <th>I</th> <th>II</th> </tr> </thead> <tbody> <tr> <td>Me</td> <td>Me</td> <td>(62)</td> <td>(0)</td> </tr> <tr> <td><i>n</i>-C₅H₁₁</td> <td><i>n</i>-C₆H₁₃</td> <td>(50-90)</td> <td>(0)</td> </tr> <tr> <td>Et</td> <td><i>n</i>-C₅H₁₁</td> <td>(50-90)</td> <td>(0)</td> </tr> <tr> <td><i>n</i>-C₅H₁₁</td> <td>(CH₂)₄CH=CH₂</td> <td>(50-90)</td> <td>(0)</td> </tr> <tr> <td><i>n</i>-C₉H₁₉</td> <td>(CH₂)₄CH=CH₂</td> <td>(70)</td> <td>(15)</td> </tr> </tbody> </table>	R ¹	R ²	I	II	Me	Me	(62)	(0)	<i>n</i> -C ₅ H ₁₁	<i>n</i> -C ₆ H ₁₃	(50-90)	(0)	Et	<i>n</i> -C ₅ H ₁₁	(50-90)	(0)	<i>n</i> -C ₅ H ₁₁	(CH ₂) ₄ CH=CH ₂	(50-90)	(0)	<i>n</i> -C ₉ H ₁₉	(CH ₂) ₄ CH=CH ₂	(70)	(15)		
R ¹	R ²	I	II																										
Me	Me	(62)	(0)																										
<i>n</i> -C ₅ H ₁₁	<i>n</i> -C ₆ H ₁₃	(50-90)	(0)																										
Et	<i>n</i> -C ₅ H ₁₁	(50-90)	(0)																										
<i>n</i> -C ₅ H ₁₁	(CH ₂) ₄ CH=CH ₂	(50-90)	(0)																										
<i>n</i> -C ₉ H ₁₉	(CH ₂) ₄ CH=CH ₂	(70)	(15)																										
		NaBH(OAc) ₃ , CH ₂ Cl ₂	 (48) + (20) + (5)	487																									
	Ar = 4-MeOC ₆ H ₄																												
		Na(CN)BH ₃ , HOAc (1.0 eq), KOH (0.25 eq), MeOH, -10-20°	 (73) + (4) + (7)	487																									
		Na(CN)BH ₃ , HOAc, CH ₂ Cl ₂	 (70) + (7) + (10)	487																									
			 (12)																										
		NaBH(OAc) ₃ , HOAc, MeCN, 20°	 (11) + (25) + (15)	487																									

TABLE III.C. DIKETONES (Continued)

Diketone	Amine	Conditions	Product(s) and Yield(s) (%)	Refs.
C ₁₁ 	NH ₄ Br	1. Dry MeOH, 2 h 2. Na(CN)BH ₃ , 4 d	(14) + (10) + (3)	746
	 Ar = 4-RC ₆ H ₄	Na(CN)BH ₃ , HCl (5 N) in MeOH, MeOH, 72 h	 R H (75) Me (69) OMe (72) OC ₆ H ₄ NH ₂ -4 (70) CH ₂ C ₆ H ₄ NH ₂ -4 (75) CH ₂ CH ₂ C ₆ H ₄ NH ₂ -4 (61)	2051
C ₁₃ 	NH ₄ Br	Na(CN)BH ₃ , dry MeOH, 4 d	(88) I:II = 48:52 	2052
		KBH ₄ , H ₂ O:alcohol (5:4), 30-35°, 30 min	(I) + (II) R Me (40) (—) CH ₂ CH ₂ OH (25) (—) CH ₂ CH ₂ NH ₂ (40) (—)	220
		KBH ₄	(32) + (25)	221
C ₁₃₋₂₁ 	NH ₄ Br	Na(CN)BH ₃ , dry MeOH, 3 d	 R <i>n</i> -C ₇ H ₁₅ (80) <i>n</i> -C ₉ H ₁₉ (71) <i>n</i> -C ₁₁ H ₂₃ (75) <i>n</i> -C ₁₃ H ₂₇ (81) <i>n</i> -C ₁₅ H ₃₁ (91)	2053
C ₁₅ 		KBH ₄ , H ₂ O:alcohol (5:4), 30-35°, 30 min	(—)	220
		Na(CN)BH ₃ , MeOH	 α, β (—)	2045
	NH ₄ OAc	1. Na(CN)BH ₃ , KOH, MeOH 2. NaBH ₄	(I) + (II) + (III) + (IV) (—) I:II+III+IV = 88:12	995
		Na(CN)BH ₃ , MeOH, 5 d	(52)	2054
C ₁₆ 		Na(CN)BH ₃ , MeOH	 (—)	2045, 2055

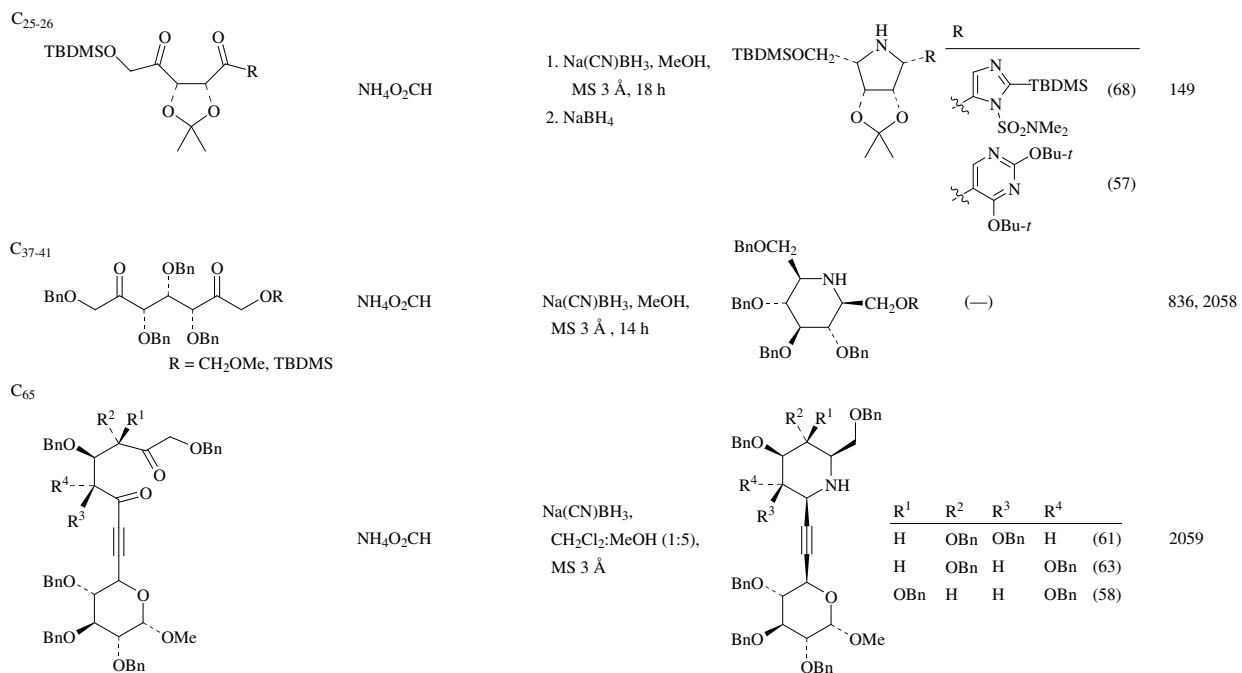


TABLE III. MASKED DICARBONYL SUBSTRATES

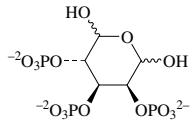

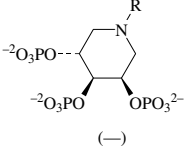



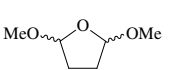

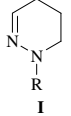
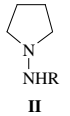
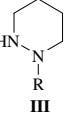


Masked Dicarbonyl Compound	Amine	Conditions	Product(s) and Yield(s) (%)	Refs.
C ₅ 		1. H ₂ O, Et ₂ O or DME, 10 min 2. NaBH ₄ , 1 d	 (—) R H Me CH ₂ CO ₂ ⁻ (CH ₂) ₂ OH (CH ₂) ₃ OH   (CH ₂) ₃ NMe ₂ (CH ₂)—  <i>c</i> -C ₆ H ₁₁ Bn (CH ₂) ₂ Ph CH ₂ CH ₂ C ₆ H ₃ (OMe) ₂ -3,4 <i>n</i> -C ₁₂ H ₂₅ (CH ₂) ₄ NHCbz CHPh ₂	725
C ₆ 		1. H ₂ SO ₄ 2. Hydrazine, NaBH ₄ , THF	 I +  II +  III	263

TABLE III. MASKED DICARBONYL SUBSTRATES (Continued)

Masked Dicarbonyl Compound	Amine	Conditions	Product(s) and Yield(s) (%)	Refs.																																																																	
			<table border="1"> <thead> <tr> <th>R</th> <th>I</th> <th>II</th> <th>III</th> <th>I:II:III</th> </tr> </thead> <tbody> <tr> <td>Ph</td> <td>(30)</td> <td>(—)</td> <td>(—)</td> <td>72:4:24</td> </tr> <tr> <td>2-ClC₆H₄</td> <td>(30)</td> <td>(40)</td> <td>(—)</td> <td>40:56:4</td> </tr> <tr> <td>3-ClC₆H₄</td> <td>(44)</td> <td>(—)</td> <td>(—)</td> <td>88:10:2</td> </tr> <tr> <td>4-ClC₆H₄</td> <td>(14)</td> <td>(—)</td> <td>(—)</td> <td>82:8:10</td> </tr> <tr> <td>2-O₂NC₆H₄</td> <td>(—)</td> <td>(35)</td> <td>(—)</td> <td>0:100:0</td> </tr> <tr> <td>3-O₂NC₆H₄</td> <td>(24)</td> <td>(—)</td> <td>(—)</td> <td>50:45:5</td> </tr> <tr> <td>4-O₂NC₆H₄</td> <td>(—)</td> <td>(40)</td> <td>(—)</td> <td>20:90:0</td> </tr> <tr> <td>2-MeC₆H₄</td> <td>(32)</td> <td>(—)</td> <td>(—)</td> <td>79:8:19</td> </tr> <tr> <td>3-MeC₆H₄</td> <td>(40)</td> <td>(—)</td> <td>(—)</td> <td>85:2:13</td> </tr> <tr> <td>4-MeC₆H₄</td> <td>(33)</td> <td>(—)</td> <td>(—)</td> <td>93:1:6</td> </tr> <tr> <td>4-MeOC₆H₄</td> <td>(24)</td> <td>(—)</td> <td>(—)</td> <td>100:0:0</td> </tr> <tr> <td>Bn</td> <td>(—)</td> <td>(—)</td> <td>(—)</td> <td>100:0:0</td> </tr> </tbody> </table>	R	I	II	III	I:II:III	Ph	(30)	(—)	(—)	72:4:24	2-ClC ₆ H ₄	(30)	(40)	(—)	40:56:4	3-ClC ₆ H ₄	(44)	(—)	(—)	88:10:2	4-ClC ₆ H ₄	(14)	(—)	(—)	82:8:10	2-O ₂ NC ₆ H ₄	(—)	(35)	(—)	0:100:0	3-O ₂ NC ₆ H ₄	(24)	(—)	(—)	50:45:5	4-O ₂ NC ₆ H ₄	(—)	(40)	(—)	20:90:0	2-MeC ₆ H ₄	(32)	(—)	(—)	79:8:19	3-MeC ₆ H ₄	(40)	(—)	(—)	85:2:13	4-MeC ₆ H ₄	(33)	(—)	(—)	93:1:6	4-MeOC ₆ H ₄	(24)	(—)	(—)	100:0:0	Bn	(—)	(—)	(—)	100:0:0	
R	I	II	III	I:II:III																																																																	
Ph	(30)	(—)	(—)	72:4:24																																																																	
2-ClC ₆ H ₄	(30)	(40)	(—)	40:56:4																																																																	
3-ClC ₆ H ₄	(44)	(—)	(—)	88:10:2																																																																	
4-ClC ₆ H ₄	(14)	(—)	(—)	82:8:10																																																																	
2-O ₂ NC ₆ H ₄	(—)	(35)	(—)	0:100:0																																																																	
3-O ₂ NC ₆ H ₄	(24)	(—)	(—)	50:45:5																																																																	
4-O ₂ NC ₆ H ₄	(—)	(40)	(—)	20:90:0																																																																	
2-MeC ₆ H ₄	(32)	(—)	(—)	79:8:19																																																																	
3-MeC ₆ H ₄	(40)	(—)	(—)	85:2:13																																																																	
4-MeC ₆ H ₄	(33)	(—)	(—)	93:1:6																																																																	
4-MeOC ₆ H ₄	(24)	(—)	(—)	100:0:0																																																																	
Bn	(—)	(—)	(—)	100:0:0																																																																	
		1. H ₂ SO ₄ (2 eq) 2. Amine, NaBH ₄ , MeOH/THF	 R Ph (87) 2,3,4-F ₃ C ₆ H ₂ (79) 2-ClC ₆ H ₄ (85) 3-ClC ₆ H ₄ (83) 4-ClC ₆ H ₄ (86) 3-BrC ₆ H ₄ (79) 2-O ₂ NC ₆ H ₄ (65) 3-O ₂ NC ₆ H ₄ (87) 4-O ₂ NC ₆ H ₄ (89) <i>c</i> -C ₆ H ₁₁ (36) 2-MeC ₆ H ₄ (80) 3-MeC ₆ H ₄ (83) 4-MeC ₆ H ₄ (83) 2-F ₃ CC ₆ H ₄ (82) 3-MeOC ₆ H ₄ (78)	727																																																																	

- 4-MeOC₆H₄ (81)
 Bn (40)
 4-AcC₆H₄ (87)
 2-MeO₂CC₆H₄ (77)
 2,6-(*i*-Pr)₂C₆H₃ (80)
 2,6-(*i*-Pr)₂C₆H₂1-4 (72)

609

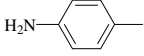
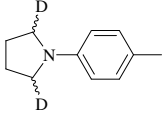
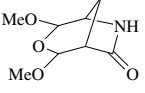
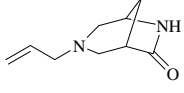
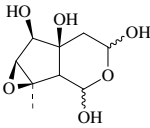

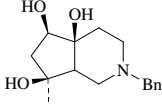
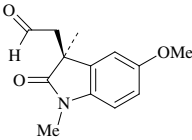

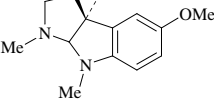
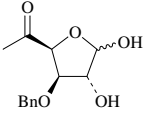

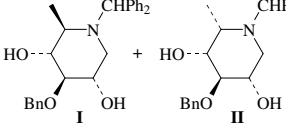

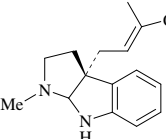

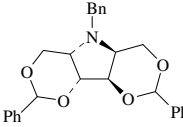
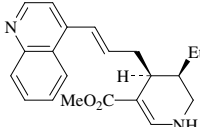

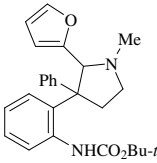
		1. H ₂ SO ₄ (2 eq) 2. Amine, NaBD ₄ , MeOH/THF		(72)	727	
C ₈		HCl•H ₂ NCH ₂ CH=CH ₂	1. MS 4 Å, HOAc, DMF, 0° 2. Na(CN)BH ₃ , 0-23°, overnight		(35)	2060
C ₉			1. MeOH, 3 h 2. Na(CN)BH ₃ , MeOH, 3 d		(37)	2061
C ₁₃			1. MgSO ₄ , THF, 23° overnight 2. LiAlH ₄ , reflux, 1.5 h		(88)	296

TABLE IIID. MASKED DICARBONYL SUBSTRATES (Continued)

Masked Dicarbonyl Compound	Amine	Conditions	Product(s) and Yield(s) (%)	Refs.
		1. HOAc, MeOH, -78°, 30 min 2. Na(CN)BH ₃ , 10 min 3. -78°, 2 h 4. -78° to rt, 20 h		(60) I:II = 86:14 2062
C ₁₅		1. MgSO ₄ , TEA, 23° 2. LiAlH ₄ , reflux, THF		(47) 297
C ₂₀		1. MS 4 Å, THF:MeOH (1:1), 3 h 2. Na(CN)BH ₃ , HOAc, 4 h		(88) 105
C ₂₁	NH ₄ OAc	Na(CN)BH ₃ , pH 6.2, 18 h		(—) 432
C ₂₅		Na(CN)BH ₃ , MS 3 Å, MeOH, overnight		(50) 820

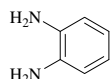
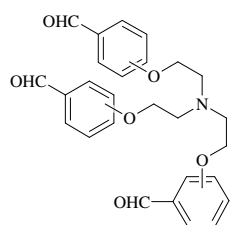
610

TABLE IV. TRICARBONYL SUBSTRATES

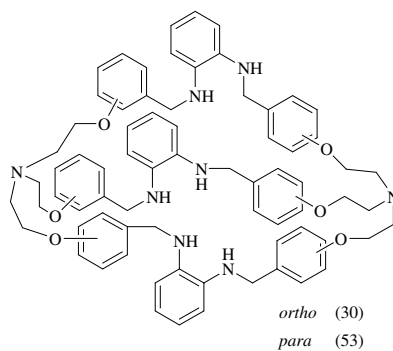
Tricarbonyl Compound	Amine	Conditions	Product(s) and Yield(s) (%)	Refs.
C ₁₀ 	NH ₄ NO ₃	1. Na(CN)BH ₃ , MeOH, 0°, 5 h 2. rt, 48 h		436
C ₁₁ 	NH ₄ OAc	1. Na(CN)BH ₃ , KOH, MeOH (anhyd), 16 h 2. NaBH ₄		1232
C ₁₅ 	NH ₄ OAc	1. Na(CN)BH ₃ , KOH, MeOH, 12 h 2. NaBH ₄ , 1 h		445
C ₁₇ 	NH ₄ OAc	Na(CN)BH ₃ , KOH, MeOH		448
	NH ₄ OAc	Na(CN)BH ₃ , KOH, MeOH, overnight		449

TABLE IV. TRICARBONYL SUBSTRATES (Continued)

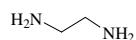
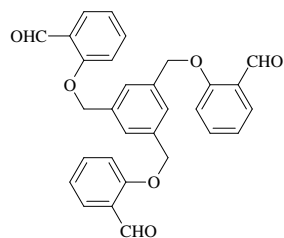
Tricarbonyl Compound	Amine	Conditions	Product(s) and Yield(s) (%)	Refs.
C ₁₉ 	NH ₄ OAc	Na(CN)BH ₃ , KOH, MeOH, overnight		448
	NH ₄ OAc	Na(CN)BH ₃ , KOH, MeOH		447
	NH ₄ OAc	Na(CN)BH ₃ , KOH, MeOH		447
C ₂₇ 		1. MeOH, 40°, 5 h 2. Reflux, 3 h 3. NaBH ₄ , reflux, 3 h		179



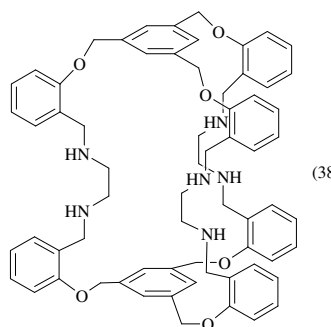
1. CsCl, MeOH, 40°, 5 h
2. 40°, 5 h
3. NaBH₄, reflux



179

C₃₀

1. MeOH:THF (1:1), 5°, 3 h
2. 5° to rt, 12 h
3. NaBH₄, rt, 2 h
4. Reflux, 1 h



1127

TABLE IV. TRICARBONYL SUBSTRATES (Continued)

Tricarboxyl Compound	Amine	Conditions	Product(s) and Yield(s) (%)	Refs.
		<ol style="list-style-type: none"> 1. MeOH:THF (1:1), 5°, 3 h 2. rt, 12 h 3. NaBH₄, rt, 2 h 4. Reflux, 1 h 		1127
		<ol style="list-style-type: none"> 1. MeOH:THF (1:1), 5°, 3 h 2. rt, 12 h 3. NaBH₄, rt, 2 h 4. Reflux, 1 h 		450, 1127

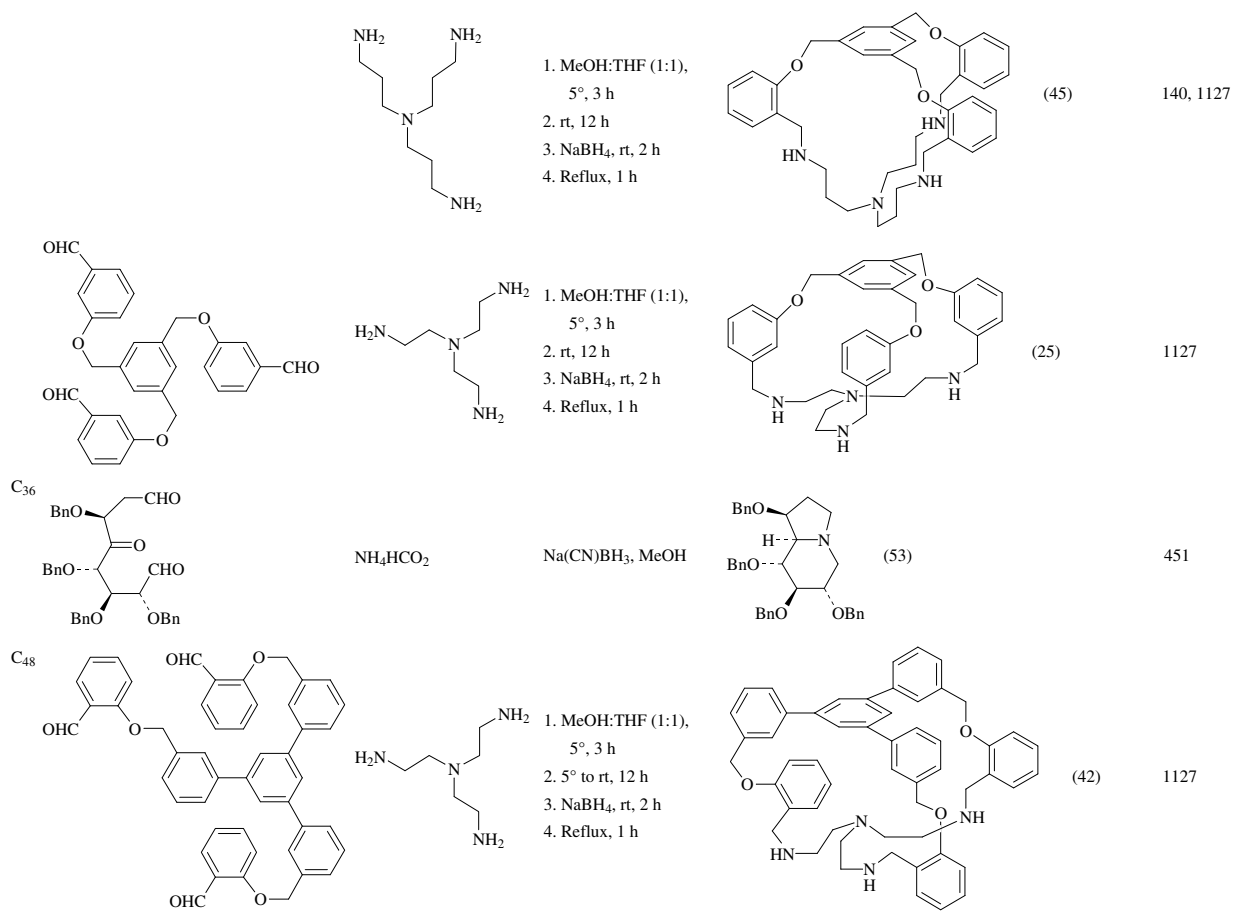


TABLE IV. TRICARBONYL SUBSTRATES (Continued)

Tricarboxyl Compound	Amine	Conditions	Product(s) and Yield(s) (%)	Refs.
		1. MeOH:THF (1:1), 5°, 3 h 2. 5° to rt, 12 h		(37) 1127

TABLE V. CARBOXYLIC ACIDS


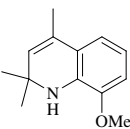
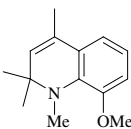

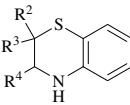
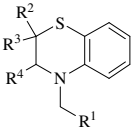






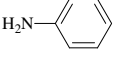
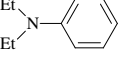
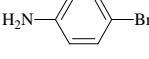
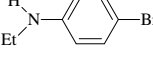
Carboxylic Acid	Amine	Conditions	Product(s) and Yield(s) (%)	Refs.																											
C ₁ 		1. NaBH ₄ , 0°, THF, 30 min 2. 25°, overnight 3. 60°, 1.5 h	 (70)	2063																											
C ₁₋₂ 		1. NaBH ₄ , 20° 2. Amine, 80°, 3 h	 <table border="1" data-bbox="1119 994 1362 1086"> <thead> <tr> <th>R¹</th> <th>R²</th> <th>R³</th> <th>R⁴</th> <th></th> </tr> </thead> <tbody> <tr> <td>H</td> <td>H</td> <td>—(CH₂)₅—</td> <td>Ph</td> <td>(70)</td> </tr> <tr> <td>Me</td> <td>Me</td> <td>Me</td> <td>Ph</td> <td>(95)</td> </tr> </tbody> </table>	R ¹	R ²	R ³	R ⁴		H	H	—(CH ₂) ₅ —	Ph	(70)	Me	Me	Me	Ph	(95)	248												
R ¹	R ²	R ³	R ⁴																												
H	H	—(CH ₂) ₅ —	Ph	(70)																											
Me	Me	Me	Ph	(95)																											
C ₁₋₅ 		NaBH ₄ , 15-20°	 <table border="1" data-bbox="1119 1120 1258 1361"> <thead> <tr> <th>R¹</th> <th>R²</th> <th></th> </tr> </thead> <tbody> <tr> <td>H</td> <td>Me</td> <td>(77)</td> </tr> <tr> <td>Me</td> <td>H</td> <td>(88)</td> </tr> <tr> <td>Me</td> <td>Me</td> <td>(72)</td> </tr> <tr> <td>Me</td> <td><i>i</i>-Pr</td> <td>(69)</td> </tr> <tr> <td>Me</td> <td>Ph</td> <td>(80)</td> </tr> <tr> <td>Et</td> <td>Me</td> <td>(83)</td> </tr> <tr> <td>Et</td> <td>Et</td> <td>(70)</td> </tr> <tr> <td><i>t</i>-Bu</td> <td>H</td> <td>(80)</td> </tr> </tbody> </table>	R ¹	R ²		H	Me	(77)	Me	H	(88)	Me	Me	(72)	Me	<i>i</i> -Pr	(69)	Me	Ph	(80)	Et	Me	(83)	Et	Et	(70)	<i>t</i> -Bu	H	(80)	235
R ¹	R ²																														
H	Me	(77)																													
Me	H	(88)																													
Me	Me	(72)																													
Me	<i>i</i> -Pr	(69)																													
Me	Ph	(80)																													
Et	Me	(83)																													
Et	Et	(70)																													
<i>t</i> -Bu	H	(80)																													
C ₂ 		1. NaBH ₄ , 20° 2. Amine, 80°, 3 h	 <table border="1" data-bbox="1119 1373 1258 1476"> <thead> <tr> <th>R¹</th> <th>R²</th> <th></th> </tr> </thead> <tbody> <tr> <td>—(CH₂)₅—</td> <td>—(CH₂)₅—</td> <td>(60)</td> </tr> <tr> <td><i>n</i>-Bu</td> <td><i>n</i>-Bu</td> <td>(80)</td> </tr> <tr> <td>Ph</td> <td>Ph</td> <td>(95)</td> </tr> </tbody> </table>	R ¹	R ²		—(CH ₂) ₅ —	—(CH ₂) ₅ —	(60)	<i>n</i> -Bu	<i>n</i> -Bu	(80)	Ph	Ph	(95)	248															
R ¹	R ²																														
—(CH ₂) ₅ —	—(CH ₂) ₅ —	(60)																													
<i>n</i> -Bu	<i>n</i> -Bu	(80)																													
Ph	Ph	(95)																													
		NaBH ₄ , 50-60°	 (74)	235																											
		NaBH ₄ , 24 h	 (50)	2064																											

TABLE V. CARBOXYLIC ACIDS (Continued)

Carboxylic Acid	Amine	Conditions	Product(s) and Yield(s) (%)	Refs.																
		1. NaBH ₄ , 50-55°, 30-60 min 2. 50-55°, 8.5-12 h	(66)	247																
		1. NaBH ₄ , 10° 2. rt, 30 min	<table border="1" style="display: inline-table; vertical-align: middle;"><tr><td>R</td><td></td></tr><tr><td>H</td><td>(77)</td></tr><tr><td>Me</td><td>(86)</td></tr><tr><td>Ph</td><td>(91)</td></tr></table>	R		H	(77)	Me	(86)	Ph	(91)	259								
R																				
H	(77)																			
Me	(86)																			
Ph	(91)																			
		1. NaBH ₄ , 30 min 2. 80°, 9 h	(70)	2065																
		NaBH ₄ , 10 h	(62)	2066																
		NaBH ₄ , 10 h	(65)	2066																
		1. NaBD ₄ , HOAc, 5° 2. rt, 1 h 3. 55°, 18 h	(70)	240																
		1. NaBH ₄ , 10° 2. rt, 2 h	(45) + (27)	767																
		1. NaBH ₄ , HOAc, 5° 2. rt, 1 h 3. 55°, 18 h	<table border="1" style="display: inline-table; vertical-align: middle;"><tr><td>X</td><td></td></tr><tr><td>-(CH₂)₂-</td><td>(70)</td></tr><tr><td>-CHMeCH₂-</td><td>(70)</td></tr><tr><td>-(CH₂)₅-</td><td>(70)</td></tr><tr><td>-(CH₂)₆-</td><td>(75)</td></tr><tr><td>-(CH₂)₈-</td><td>(70)</td></tr><tr><td>-(CH₂)₁₀-</td><td>(75)</td></tr><tr><td>-(CH₂)₁₂-</td><td>(75)</td></tr></table>	X		-(CH ₂) ₂ -	(70)	-CHMeCH ₂ -	(70)	-(CH ₂) ₅ -	(70)	-(CH ₂) ₆ -	(75)	-(CH ₂) ₈ -	(70)	-(CH ₂) ₁₀ -	(75)	-(CH ₂) ₁₂ -	(75)	240
X																				
-(CH ₂) ₂ -	(70)																			
-CHMeCH ₂ -	(70)																			
-(CH ₂) ₅ -	(70)																			
-(CH ₂) ₆ -	(75)																			
-(CH ₂) ₈ -	(70)																			
-(CH ₂) ₁₀ -	(75)																			
-(CH ₂) ₁₂ -	(75)																			
		1. NaBH ₄ , <20°, dry C ₆ H ₆ 2. Amine, reflux, 2 h	(77)	650																
		NaBH ₄ , overnight	(-)	418																
		NaBH ₄ , 15°, 30 min	(92)	235																
		NaBH ₄ , C ₆ H ₆ reflux, overnight	(80)	660																
		1. NaBH ₄ pellets, 0.5-2 h 2. NaBH ₄ pellets, 6-20 h	<table border="1" style="display: inline-table; vertical-align: middle;"><tr><td>R¹</td><td>R²</td></tr><tr><td>H</td><td>H</td></tr><tr><td>F</td><td>CO₂Me</td></tr></table> (35)	R ¹	R ²	H	H	F	CO ₂ Me	2067										
R ¹	R ²																			
H	H																			
F	CO ₂ Me																			
		1. NaBH ₄ , <20°, dry C ₆ H ₆ 2. Amine, reflux, overnight	(96)	1172																

TABLE V. CARBOXYLIC ACIDS (Continued)

Carboxylic Acid	Amine	Conditions	Product(s) and Yield(s) (%)	Refs.									
		NaBH ₄ , 15°, 30 min	 (44)	1307									
		NaBH ₄ , 10 h	 (75)	2066									
		NaBH ₄ , 15-20°	 (72)	235									
		1. NaBH ₄ , 50-55°, 2 h 2. 50-55°, 42 h	 (51)	409									
		1. NaBH ₄ , 15-20° 2. rt, 30 min 3. NaBH ₄ , 60°, 30 min	 (20)	669									
		NaBH ₄	 <table border="1" style="display: inline-table; vertical-align: middle;"> <thead> <tr> <th>R</th> <th>Time</th> <th></th> </tr> </thead> <tbody> <tr> <td>H</td> <td>7 h</td> <td>(-)</td> </tr> <tr> <td>Et</td> <td>5 d</td> <td>(-)</td> </tr> </tbody> </table>	R	Time		H	7 h	(-)	Et	5 d	(-)	55
R	Time												
H	7 h	(-)											
Et	5 d	(-)											
		1. NaBH ₄ , HOAc, 1.5 h 2. 1.5 h	 (90)	2068									
		NaBH ₄ , HOAc, 80°, 2 h	 (71)	2068									
		1. NaBH ₄ , HOAc, 1.5 h 2. 1.5 h	 (98)	2068									
		1. NaBH ₄ , rt, 30 min 2. 70°, 30 min 3. NaBH ₄ , rt 4. 70°, 30 min	 (88)	2069									
		NaBH ₄ , dry toluene, reflux, 3 h	 (66)	417									
		NaBH ₄ , dry C ₆ H ₆ , reflux, 2-4 h	 <table border="1" style="display: inline-table; vertical-align: middle;"> <thead> <tr> <th>R¹</th> <th>R²</th> <th></th> </tr> </thead> <tbody> <tr> <td>H</td> <td>Me</td> <td>(58)</td> </tr> <tr> <td>-CH₂-</td> <td></td> <td>(60)</td> </tr> </tbody> </table>	R ¹	R ²		H	Me	(58)	-CH ₂ -		(60)	415
R ¹	R ²												
H	Me	(58)											
-CH ₂ -		(60)											

TABLE V. CARBOXYLIC ACIDS (Continued)

Carboxylic Acid	Amine	Conditions	Product(s) and Yield(s) (%)	Refs.
		NaBH ₄ , 15-20°	 R Me (92) CF ₃ (73)	235
		NaBH ₄ , 3 h	 R Me (92) CF ₃ (73)	416
		1. NaBH ₄ , toluene, rt, 1 h 2. Reflux, 4 h	 (64)	245
		NaBH ₄	X CH=CH (61) CH ₂ CH ₂ (44)	246
		NaBH ₄ , dry C ₆ H ₆ , reflux, 22 h	R Me (30) Et (75)	664
		1. NaBH ₄ , 10° 2. 10° to rt 3. Reflux, 3 h 4. Amine, 8 h	R Me (99) Et (99)	2070
		1. NaBH ₄ , C ₆ H ₆ , 10° 2. Reflux, 20 h	R Me (75) Et (30)	659
		1. NaBH ₄ , dry C ₆ H ₆ , <20° 2. Amine, reflux, 5 h	R Me (98) Et (89)	654
		NaBH ₄ , C ₆ H ₆ , CH ₂ Cl ₂ , reflux, overnight	R n Me 1 (75) Et 1 (30) Me 3 (74) Et 3 (96)	1778
		1. NaBH ₄ , C ₆ H ₆ 2. Reflux, overnight	R Me (35) Et (82)	656
		NaBH ₄ , dry C ₆ H ₆	R Me <i>trans</i> (86) Et <i>trans</i> (83) Et <i>cis</i> (58)	1246
		1. NaBH ₄ , dry C ₆ H ₆ , <20° 2. Amine, reflux, overnight	R Me <i>cis</i> (89) Et <i>cis</i> (73) Et <i>trans</i> (90)	1247

TABLE V. CARBOXYLIC ACIDS (Continued)

Carboxylic Acid	Amine	Conditions	Product(s) and Yield(s) (%)	Refs.																																				
		NaBH ₄ , C ₆ H ₆	 <table border="1"> <thead> <tr> <th colspan="2">R</th> <th></th> </tr> </thead> <tbody> <tr> <td>Me</td> <td><i>trans</i></td> <td>(91)</td> </tr> <tr> <td>Me</td> <td><i>cis</i></td> <td>(73)</td> </tr> <tr> <td>Et</td> <td><i>trans</i></td> <td>(79)</td> </tr> <tr> <td>Et</td> <td><i>cis</i></td> <td>(93)</td> </tr> </tbody> </table>	R			Me	<i>trans</i>	(91)	Me	<i>cis</i>	(73)	Et	<i>trans</i>	(79)	Et	<i>cis</i>	(93)	1244																					
R																																								
Me	<i>trans</i>	(91)																																						
Me	<i>cis</i>	(73)																																						
Et	<i>trans</i>	(79)																																						
Et	<i>cis</i>	(93)																																						
		1. NaBH ₄ , C ₆ H ₆ , rt, 5 h 2. C ₆ H ₆ , reflux, overnight	 <table border="1"> <thead> <tr> <th colspan="2">R</th> <th></th> </tr> </thead> <tbody> <tr> <td>Me</td> <td></td> <td>(67)</td> </tr> <tr> <td>Et</td> <td></td> <td>(67)</td> </tr> </tbody> </table>	R			Me		(67)	Et		(67)	2071																											
R																																								
Me		(67)																																						
Et		(67)																																						
		NaBH ₄ , C ₆ H ₆	 <table border="1"> <thead> <tr> <th colspan="2">R</th> <th></th> </tr> </thead> <tbody> <tr> <td>Me</td> <td></td> <td>(82)</td> </tr> <tr> <td>Et</td> <td></td> <td>(80)</td> </tr> </tbody> </table>	R			Me		(82)	Et		(80)	1245																											
R																																								
Me		(82)																																						
Et		(80)																																						
		1. NaBH ₄ , dry C ₆ H ₆ , <20° 2. Amine, reflux, 5 h	 <table border="1"> <thead> <tr> <th>R¹</th> <th>R²</th> <th></th> </tr> </thead> <tbody> <tr> <td>Me</td> <td>H</td> <td>(80)</td> </tr> <tr> <td>Me</td> <td>Me</td> <td>(39)</td> </tr> <tr> <td>Et</td> <td>H</td> <td>(—)</td> </tr> </tbody> </table>	R ¹	R ²		Me	H	(80)	Me	Me	(39)	Et	H	(—)	2072																								
R ¹	R ²																																							
Me	H	(80)																																						
Me	Me	(39)																																						
Et	H	(—)																																						
		BH ₃ •NMe ₃ , xylenes, reflux, 7 h	 <table border="1"> <thead> <tr> <th>R¹</th> <th>R²</th> <th>R³</th> <th></th> </tr> </thead> <tbody> <tr> <td>CH₂Cl</td> <td>Bn</td> <td>Bn</td> <td>(78)</td> </tr> <tr> <td>Et</td> <td>Et</td> <td>Ph</td> <td>(70)</td> </tr> <tr> <td>Et</td> <td>Bn</td> <td>Bn</td> <td>(57)</td> </tr> </tbody> </table>	R ¹	R ²	R ³		CH ₂ Cl	Bn	Bn	(78)	Et	Et	Ph	(70)	Et	Bn	Bn	(57)	327																				
R ¹	R ²	R ³																																						
CH ₂ Cl	Bn	Bn	(78)																																					
Et	Et	Ph	(70)																																					
Et	Bn	Bn	(57)																																					
C _{2,4}		1. NaBH ₄ , dry C ₆ H ₆ , <20°, 1.5 h 2. Amine, reflux, 5 h	 <table border="1"> <thead> <tr> <th colspan="2">R</th> <th></th> </tr> </thead> <tbody> <tr> <td>Me</td> <td></td> <td>(93)</td> </tr> <tr> <td>Et</td> <td></td> <td>(46)</td> </tr> <tr> <td>Pr</td> <td></td> <td>(57)</td> </tr> </tbody> </table>	R			Me		(93)	Et		(46)	Pr		(57)	651																								
R																																								
Me		(93)																																						
Et		(46)																																						
Pr		(57)																																						
		1. NaBH ₄ , C ₆ H ₆ , 10-15° 2. Reflux, 16 h	 <table border="1"> <thead> <tr> <th colspan="2">R</th> <th></th> </tr> </thead> <tbody> <tr> <td>Me</td> <td></td> <td>(87)</td> </tr> <tr> <td>Et</td> <td></td> <td>(54)</td> </tr> <tr> <td>Pr</td> <td></td> <td>(87)</td> </tr> </tbody> </table>	R			Me		(87)	Et		(54)	Pr		(87)	652																								
R																																								
Me		(87)																																						
Et		(54)																																						
Pr		(87)																																						
		NaBH ₄ , 55°, 20 h	 <table border="1"> <thead> <tr> <th>R¹</th> <th>R²</th> <th>R³</th> <th></th> </tr> </thead> <tbody> <tr> <td>Me</td> <td>H</td> <td>H</td> <td>(79)</td> </tr> <tr> <td>Me</td> <td>H</td> <td>Me</td> <td>(50)</td> </tr> <tr> <td>Me</td> <td>H</td> <td>OMe</td> <td>(58)</td> </tr> <tr> <td>Me</td> <td>OMe</td> <td>OMe</td> <td>(54)</td> </tr> <tr> <td>Et</td> <td>OMe</td> <td>OMe</td> <td>(38)</td> </tr> <tr> <td><i>n</i>-Pr</td> <td>OMe</td> <td>OMe</td> <td>(20)</td> </tr> <tr> <td><i>i</i>-Pr</td> <td>OMe</td> <td>OMe</td> <td>(30)</td> </tr> </tbody> </table>	R ¹	R ²	R ³		Me	H	H	(79)	Me	H	Me	(50)	Me	H	OMe	(58)	Me	OMe	OMe	(54)	Et	OMe	OMe	(38)	<i>n</i> -Pr	OMe	OMe	(20)	<i>i</i> -Pr	OMe	OMe	(30)	2073, 2074				
R ¹	R ²	R ³																																						
Me	H	H	(79)																																					
Me	H	Me	(50)																																					
Me	H	OMe	(58)																																					
Me	OMe	OMe	(54)																																					
Et	OMe	OMe	(38)																																					
<i>n</i> -Pr	OMe	OMe	(20)																																					
<i>i</i> -Pr	OMe	OMe	(30)																																					
		1. NaBH ₄ , 20° 2. Amine, 70-80°	 <table border="1"> <thead> <tr> <th>R¹</th> <th>R²</th> <th>R³</th> <th></th> </tr> </thead> <tbody> <tr> <td>Me</td> <td>Me</td> <td>Bn</td> <td>(80)</td> </tr> <tr> <td><i>i</i>-Pr</td> <td>—(CH₂)₂O(CH₂)₂—</td> <td></td> <td>(39)</td> </tr> <tr> <td><i>t</i>-Bu</td> <td>Me</td> <td>Bn</td> <td>(25)</td> </tr> </tbody> </table>	R ¹	R ²	R ³		Me	Me	Bn	(80)	<i>i</i> -Pr	—(CH ₂) ₂ O(CH ₂) ₂ —		(39)	<i>t</i> -Bu	Me	Bn	(25)	247																				
R ¹	R ²	R ³																																						
Me	Me	Bn	(80)																																					
<i>i</i> -Pr	—(CH ₂) ₂ O(CH ₂) ₂ —		(39)																																					
<i>t</i> -Bu	Me	Bn	(25)																																					
		1. BH ₃ •NMe ₃ , xylenes 2. Reflux, 7 h	" <table border="1"> <thead> <tr> <th>R¹</th> <th>R²</th> <th>R³</th> <th></th> </tr> </thead> <tbody> <tr> <td>Ph</td> <td>—(CH₂CHMe)₂O</td> <td></td> <td>(61)</td> </tr> <tr> <td>CH₂Cl</td> <td>Me</td> <td>Ph</td> <td>(93)</td> </tr> <tr> <td>Ph</td> <td>Me</td> <td>Ph</td> <td>(90)</td> </tr> <tr> <td>Ph</td> <td>Et</td> <td>Ph</td> <td>(99)</td> </tr> <tr> <td>Ph</td> <td>Et</td> <td>Bn</td> <td>(65)</td> </tr> <tr> <td>Ph</td> <td>Bn</td> <td>Bn</td> <td>(65)</td> </tr> <tr> <td>4-O₂NC₆H₄</td> <td>Me</td> <td>Ph</td> <td>(99)</td> </tr> <tr> <td>4-MeOC₆H₄</td> <td>Me</td> <td>Ph</td> <td>(91)</td> </tr> </tbody> </table>	R ¹	R ²	R ³		Ph	—(CH ₂ CHMe) ₂ O		(61)	CH ₂ Cl	Me	Ph	(93)	Ph	Me	Ph	(90)	Ph	Et	Ph	(99)	Ph	Et	Bn	(65)	Ph	Bn	Bn	(65)	4-O ₂ NC ₆ H ₄	Me	Ph	(99)	4-MeOC ₆ H ₄	Me	Ph	(91)	327
R ¹	R ²	R ³																																						
Ph	—(CH ₂ CHMe) ₂ O		(61)																																					
CH ₂ Cl	Me	Ph	(93)																																					
Ph	Me	Ph	(90)																																					
Ph	Et	Ph	(99)																																					
Ph	Et	Bn	(65)																																					
Ph	Bn	Bn	(65)																																					
4-O ₂ NC ₆ H ₄	Me	Ph	(99)																																					
4-MeOC ₆ H ₄	Me	Ph	(91)																																					
C _{2,8}		NaBH ₄	 (—)	2075																																				

R = Me, *n*-Pr, *n*-C₅H₁₁,
n-C₇H₁₅

TABLE V. CARBOXYLIC ACIDS (Continued)








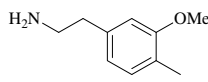
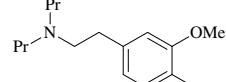
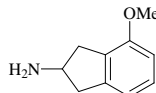
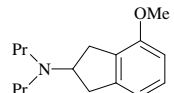
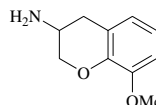
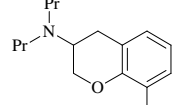
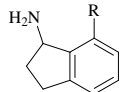
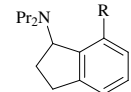
Carboxylic Acid	Amine	Conditions	Product(s) and Yield(s) (%)	Refs.																																																																
		1. NaBH ₄ , 50-55°, 30-60 min 2. 8.5-12 h, 50-55°	 <table border="1"> <thead> <tr> <th>R¹</th> <th>R²</th> <th>R³</th> <th></th> </tr> </thead> <tbody> <tr> <td>Me</td> <td>—(CH₂)₂O(CH₂)₂—</td> <td></td> <td>(76)</td> </tr> <tr> <td>Me</td> <td>—(CH₂)₄—</td> <td></td> <td>(74)</td> </tr> <tr> <td>Me</td> <td>—(CH₂)₅—</td> <td></td> <td>(84)</td> </tr> <tr> <td>Me</td> <td>—(CH₂)₂N(Me)(CH₂)₂—</td> <td></td> <td>(69)</td> </tr> <tr> <td>Me</td> <td><i>i</i>-Pr</td> <td><i>i</i>-Pr</td> <td>(60)</td> </tr> <tr> <td>Me</td> <td>Me</td> <td><i>n</i>-C₅H₁₁</td> <td>(72)</td> </tr> <tr> <td>Me</td> <td>Me</td> <td>Bn</td> <td>(77)</td> </tr> <tr> <td>Me</td> <td>Et</td> <td>Bn</td> <td>(82)</td> </tr> <tr> <td>Me</td> <td><i>i</i>-Pr</td> <td>Bn</td> <td>(82)</td> </tr> <tr> <td>Me</td> <td><i>t</i>-Bu</td> <td>Bn</td> <td>(79)</td> </tr> <tr> <td>Me</td> <td>Bn</td> <td>Bn</td> <td>(84)</td> </tr> <tr> <td><i>n</i>-Pr</td> <td>Me</td> <td>Bn</td> <td>(66)</td> </tr> <tr> <td><i>i</i>-Pr</td> <td>Me</td> <td>Bn</td> <td>(77)</td> </tr> <tr> <td><i>t</i>-Bu</td> <td>Me</td> <td>Bn</td> <td>(62)</td> </tr> <tr> <td><i>n</i>-C₇H₁₅</td> <td>Et</td> <td>Et</td> <td>(70)</td> </tr> </tbody> </table>	R ¹	R ²	R ³		Me	—(CH ₂) ₂ O(CH ₂) ₂ —		(76)	Me	—(CH ₂) ₄ —		(74)	Me	—(CH ₂) ₅ —		(84)	Me	—(CH ₂) ₂ N(Me)(CH ₂) ₂ —		(69)	Me	<i>i</i> -Pr	<i>i</i> -Pr	(60)	Me	Me	<i>n</i> -C ₅ H ₁₁	(72)	Me	Me	Bn	(77)	Me	Et	Bn	(82)	Me	<i>i</i> -Pr	Bn	(82)	Me	<i>t</i> -Bu	Bn	(79)	Me	Bn	Bn	(84)	<i>n</i> -Pr	Me	Bn	(66)	<i>i</i> -Pr	Me	Bn	(77)	<i>t</i> -Bu	Me	Bn	(62)	<i>n</i> -C ₇ H ₁₅	Et	Et	(70)	247
			R ¹	R ²	R ³																																																															
			Me	—(CH ₂) ₂ O(CH ₂) ₂ —		(76)																																																														
			Me	—(CH ₂) ₄ —		(74)																																																														
			Me	—(CH ₂) ₅ —		(84)																																																														
			Me	—(CH ₂) ₂ N(Me)(CH ₂) ₂ —		(69)																																																														
			Me	<i>i</i> -Pr	<i>i</i> -Pr	(60)																																																														
			Me	Me	<i>n</i> -C ₅ H ₁₁	(72)																																																														
			Me	Me	Bn	(77)																																																														
			Me	Et	Bn	(82)																																																														
			Me	<i>i</i> -Pr	Bn	(82)																																																														
			Me	<i>t</i> -Bu	Bn	(79)																																																														
			Me	Bn	Bn	(84)																																																														
			<i>n</i> -Pr	Me	Bn	(66)																																																														
<i>i</i> -Pr	Me	Bn	(77)																																																																	
<i>t</i> -Bu	Me	Bn	(62)																																																																	
<i>n</i> -C ₇ H ₁₅	Et	Et	(70)																																																																	
		1. NaBH ₄ , dry C ₆ H ₆ , 20° 2. Amine, reflux, 3 h	 <table border="1"> <thead> <tr> <th>R¹</th> <th>R²</th> <th></th> </tr> </thead> <tbody> <tr> <td>Me</td> <td>H</td> <td>(30)</td> </tr> <tr> <td>Me</td> <td>Ph</td> <td>(70)</td> </tr> <tr> <td>CH₂Cl</td> <td>Ph</td> <td>(35-90)</td> </tr> <tr> <td>Et</td> <td>H</td> <td>(60)</td> </tr> <tr> <td>Et</td> <td>Me</td> <td>(65)</td> </tr> <tr> <td>Et</td> <td>Ph</td> <td>(35)</td> </tr> <tr> <td>Ph</td> <td>Me</td> <td>(20)</td> </tr> <tr> <td><i>n</i>-C₁₅H₃₁</td> <td>Me</td> <td>(70)</td> </tr> <tr> <td><i>n</i>-C₁₅H₃₁</td> <td>Ph</td> <td>(25)</td> </tr> </tbody> </table>	R ¹	R ²		Me	H	(30)	Me	Ph	(70)	CH ₂ Cl	Ph	(35-90)	Et	H	(60)	Et	Me	(65)	Et	Ph	(35)	Ph	Me	(20)	<i>n</i> -C ₁₅ H ₃₁	Me	(70)	<i>n</i> -C ₁₅ H ₃₁	Ph	(25)	248																																		
			R ¹	R ²																																																																
			Me	H	(30)																																																															
			Me	Ph	(70)																																																															
			CH ₂ Cl	Ph	(35-90)																																																															
			Et	H	(60)																																																															
			Et	Me	(65)																																																															
			Et	Ph	(35)																																																															
			Ph	Me	(20)																																																															
			<i>n</i> -C ₁₅ H ₃₁	Me	(70)																																																															
<i>n</i> -C ₁₅ H ₃₁	Ph	(25)																																																																		
		1. NaBH ₄ , dry C ₆ H ₆ , <20° 2. Amine, reflux, 5 h	 (53)	663																																																																
				1. NaBH ₄ , dry C ₆ H ₆ , <20° 2. Amine, reflux, 5 h	 (84)	663																																																														
					NaBH ₄ , dry C ₆ H ₆ , reflux, 20 h	" (88)	662																																																													
			"	NaBH ₄ , C ₆ H ₆ , 80°	" (80)	657																																																														
				1. NaBH ₄ , dry C ₆ H ₆ , <17° 2. Amine, reflux, 3 h	 (82)	665																																																														
						NaBH ₄ , PhMe, reflux, 20-24 h	 <table border="1"> <thead> <tr> <th>R</th> <th></th> </tr> </thead> <tbody> <tr> <td><i>R</i>-(-)</td> <td>CN (47)</td> </tr> <tr> <td><i>S</i>-(+)</td> <td>CN (42)</td> </tr> <tr> <td><i>R</i>-(-)</td> <td>CONH₂ (66)</td> </tr> <tr> <td><i>S</i>-(+)</td> <td>CONH₂ (62)</td> </tr> <tr> <td><i>R</i>-(-)</td> <td>OMe (82)</td> </tr> <tr> <td><i>S</i>-(+)</td> <td>OMe (75)</td> </tr> <tr> <td><i>R</i>-(-)</td> <td>OPr (74)</td> </tr> <tr> <td><i>S</i>-(+)</td> <td>OPr (69)</td> </tr> <tr> <td><i>R</i>-(-)</td> <td>CONHBn (68)</td> </tr> <tr> <td><i>S</i>-(+)</td> <td>CONHBn (61)</td> </tr> <tr> <td><i>R</i>-(-)</td> <td>CONHCH₂C₆H_{11-c} (66)</td> </tr> <tr> <td><i>S</i>-(+)</td> <td>CONHCH₂C₆H_{11-c} (45)</td> </tr> </tbody> </table>	R		<i>R</i> -(-)	CN (47)	<i>S</i> -(+)	CN (42)	<i>R</i> -(-)	CONH ₂ (66)	<i>S</i> -(+)	CONH ₂ (62)	<i>R</i> -(-)	OMe (82)	<i>S</i> -(+)	OMe (75)	<i>R</i> -(-)	OPr (74)	<i>S</i> -(+)	OPr (69)	<i>R</i> -(-)	CONHBn (68)	<i>S</i> -(+)	CONHBn (61)	<i>R</i> -(-)	CONHCH ₂ C ₆ H _{11-c} (66)	<i>S</i> -(+)	CONHCH ₂ C ₆ H _{11-c} (45)	668																																		
R																																																																				
<i>R</i> -(-)	CN (47)																																																																			
<i>S</i> -(+)	CN (42)																																																																			
<i>R</i> -(-)	CONH ₂ (66)																																																																			
<i>S</i> -(+)	CONH ₂ (62)																																																																			
<i>R</i> -(-)	OMe (82)																																																																			
<i>S</i> -(+)	OMe (75)																																																																			
<i>R</i> -(-)	OPr (74)																																																																			
<i>S</i> -(+)	OPr (69)																																																																			
<i>R</i> -(-)	CONHBn (68)																																																																			
<i>S</i> -(+)	CONHBn (61)																																																																			
<i>R</i> -(-)	CONHCH ₂ C ₆ H _{11-c} (66)																																																																			
<i>S</i> -(+)	CONHCH ₂ C ₆ H _{11-c} (45)																																																																			

TABLE V. CARBOXYLIC ACIDS (Continued)

Carboxylic Acid	Amine	Conditions	Product(s) and Yield(s) (%)	Refs.
		1. NaBH ₄ , dry C ₆ H ₆ , 5-10° 2. Amine, reflux, 4 h	 (69)	658
		1. NaBH ₄ , toluene, 15-20°, 1.5 h 2. Amine, 80-85°, 22 h	 (—)	1170
		1. NaBH ₄ , dry C ₆ H ₆ , <20° 2. Amine, reflux, 2 h	 $\begin{array}{cc} R^1 & R^2 \\ H & OMe \end{array}$ (93) $\begin{array}{cc} OMe & H \end{array}$ (61)	650
		1. NaBH ₄ , toluene, 0° 2. Reflux, 3 h	 $\begin{array}{cccc} R^1 & R^2 & R^3 & R^4 \\ Me & H & H & H \end{array}$ (82) 666 $\begin{array}{cccc} Me & H & H & OMe \end{array}$ (81) $\begin{array}{cccc} OEt & H & OMe & OMe \end{array}$ (84) $\begin{array}{cccc} OEt & OMe & OMe & H \end{array}$ (86)	
		1. NaBH ₄ , dry C ₆ H ₆ , <20°, 1 h 2. Amine, reflux, 3 h	 (80)	653
		NaBH ₄ , 80°, 3 h	 (23)	656
		NaBH ₄ , toluene	 (75)	2076
		1. NaBH ₄ , dry C ₆ H ₆ , <15° 2. Reflux, 3 h	 (73)	1229
		NaBH ₄ , C ₆ H ₆ , reflux, 3 h	 (50)	660
		1. NaBH ₄ , dry C ₆ H ₆ , 10-15° 2. Amine in CH ₂ Cl ₂ , reflux, overnight	 (48)	661
		1. NaBH ₄ , dry C ₆ H ₆ , <15°, 3 h 2. Reflux, 6 h	 (69)	2077
		NaBH ₄ , C ₆ H ₆ , 50-55°, 10 h	 (71)	2078
		1. NaBH ₄ , C ₆ H ₆ , 4 h 2. Amine, reflux, overnight	 $\begin{array}{c} R \\ H \end{array}$ $\begin{array}{c} H \\ cis \end{array}$ (95) $\begin{array}{c} H \\ trans \end{array}$ (82) $\begin{array}{c} OMe \\ cis \end{array}$ (90) $\begin{array}{c} OMe \\ trans \end{array}$ (64)	2079, 2080

TABLE V. CARBOXYLIC ACIDS (Continued)

Carboxylic Acid	Amine	Conditions	Product(s) and Yield(s) (%)	Refs.																								
		1. NaBH ₄ , dry C ₆ H ₆ , rt, 15 min 2. 55°, 3 h	(—)	2081																								
		NaBH ₄ , dry C ₆ H ₆ , reflux, 12-24 h	<table border="1" style="display: inline-table; vertical-align: middle;"><tr><td>R¹</td><td>R²</td><td></td></tr><tr><td>Me</td><td>H</td><td>(85)</td></tr><tr><td>Bn</td><td>Me</td><td>(70)</td></tr></table>	R ¹	R ²		Me	H	(85)	Bn	Me	(70)	2081															
R ¹	R ²																											
Me	H	(85)																										
Bn	Me	(70)																										
		1. NaBH ₄ , C ₆ H ₆ , rt, 4 h 2. Amine, reflux, overnight	(70)	2079																								
		NaBH ₄ , dry C ₆ H ₆	<table border="1" style="display: inline-table; vertical-align: middle;"><tr><td>R¹</td><td>R²</td><td></td></tr><tr><td>(—)</td><td>H</td><td>OMe (50)</td></tr><tr><td>(+)</td><td>H</td><td>OMe (55)</td></tr><tr><td>(—)</td><td>OMe</td><td>H (50)</td></tr><tr><td>(+)</td><td>OMe</td><td>H (45)</td></tr></table>	R ¹	R ²		(—)	H	OMe (50)	(+)	H	OMe (55)	(—)	OMe	H (50)	(+)	OMe	H (45)	667									
R ¹	R ²																											
(—)	H	OMe (50)																										
(+)	H	OMe (55)																										
(—)	OMe	H (50)																										
(+)	OMe	H (45)																										
		1. NaBH ₄ , C ₆ H ₆ , 30 min, 50-55° 2. 55°, 10 h	(74)	2082																								
		1. NaBH ₄ , dry C ₆ H ₆ , rt 2. 55°, 12 h	(75)	2081																								
C ₃₋₄ 		1. NaBH ₄ , C ₆ H ₆ , <15° 2. rt, 45 min 3. Amine, reflux, 5.5 h	<table border="1" style="display: inline-table; vertical-align: middle;"><tr><td>n</td><td>R</td><td></td></tr><tr><td>1</td><td>Et</td><td>(41)</td></tr><tr><td>1</td><td>Et</td><td>(52)</td></tr><tr><td>2</td><td>Pr</td><td>(79)</td></tr></table>	n	R		1	Et	(41)	1	Et	(52)	2	Pr	(79)	655												
n	R																											
1	Et	(41)																										
1	Et	(52)																										
2	Pr	(79)																										
		1. NaBH ₄ , C ₆ H ₆ , <20° 2. Amine, 4 h, reflux	<table border="1" style="display: inline-table; vertical-align: middle;"><tr><td>R</td><td></td></tr><tr><td>Et</td><td>(68)</td></tr><tr><td>Pr</td><td>(93)</td></tr></table>	R		Et	(68)	Pr	(93)	2083																		
R																												
Et	(68)																											
Pr	(93)																											
C ₃₋₈ 		1. NaBH ₄ , C ₆ H ₆ , 15°, 2 h 2. Amine, 3 h, reflux	<table border="1" style="display: inline-table; vertical-align: middle;"><tr><td>R¹</td><td>R²</td><td>n</td><td></td></tr><tr><td>Et</td><td>H</td><td>1</td><td>(—)</td></tr><tr><td>Et</td><td>3-OMe</td><td>2</td><td>(62)</td></tr><tr><td>Et</td><td>3-CO₂Me</td><td>1</td><td>(72)</td></tr><tr><td><i>t</i>-Bu</td><td>3-OMe</td><td>1</td><td>(—)</td></tr><tr><td>Bn</td><td>3-OMe</td><td>1</td><td>(53)</td></tr></table>	R ¹	R ²	n		Et	H	1	(—)	Et	3-OMe	2	(62)	Et	3-CO ₂ Me	1	(72)	<i>t</i> -Bu	3-OMe	1	(—)	Bn	3-OMe	1	(53)	2084
R ¹	R ²	n																										
Et	H	1	(—)																									
Et	3-OMe	2	(62)																									
Et	3-CO ₂ Me	1	(72)																									
<i>t</i> -Bu	3-OMe	1	(—)																									
Bn	3-OMe	1	(53)																									
C ₄₋₈ 		1. NaBH ₄ , PhMe, 20° 2. Reflux, 3 h	<table border="1" style="display: inline-table; vertical-align: middle;"><tr><td>R</td><td></td></tr><tr><td><i>c</i>-C₃H₅</td><td>(61)</td></tr><tr><td>Bn</td><td>(50)</td></tr></table>	R		<i>c</i> -C ₃ H ₅	(61)	Bn	(50)	2085																		
R																												
<i>c</i> -C ₃ H ₅	(61)																											
Bn	(50)																											
C ₆ 		BH ₃ •NMe ₃ , reflux, dry xylenes, 18 h	(54)	328																								
		BH ₃ •NMe ₃ , reflux, dry xylenes, 4 h	(66)	329																								
C ₇ 		BH ₃ •NMe ₃ , reflux, xylenes, 7 h	<table border="1" style="display: inline-table; vertical-align: middle;"><tr><td>R</td><td></td></tr><tr><td>Ph</td><td>(66)</td></tr><tr><td>Bn</td><td>(55)</td></tr></table>	R		Ph	(66)	Bn	(55)	327																		
R																												
Ph	(66)																											
Bn	(55)																											

TABLE V. CARBOXYLIC ACIDS (Continued)

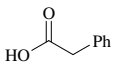
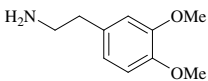
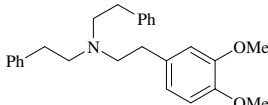
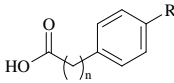
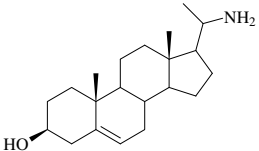
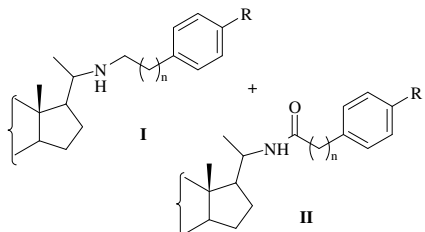
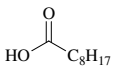

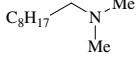
Carboxylic Acid	Amine	Conditions	Product(s) and Yield(s) (%)	Refs.																				
C ₈ 		1. NaBH ₄ , dry C ₆ H ₆ , 10-15°, 1 h 2. Amine, reflux, 19 h	 (51)	653																				
C _{8,9} 		1. NaBH ₄ , dry C ₆ H ₆ , 10-15°, 1.5 h 2. Amine, dry C ₆ H ₆ , reflux, 17 h	 788 <table border="1" data-bbox="1102 619 1284 757"> <thead> <tr> <th>R</th> <th>n</th> <th>I</th> <th>II</th> </tr> </thead> <tbody> <tr> <td>H</td> <td>1</td> <td>(20)</td> <td>(—)</td> </tr> <tr> <td>H</td> <td>2</td> <td>(39)</td> <td>(24)</td> </tr> <tr> <td>Cl</td> <td>1</td> <td>(53)</td> <td>(18)</td> </tr> <tr> <td>OMe</td> <td>1</td> <td>(15)</td> <td>(—)</td> </tr> </tbody> </table>	R	n	I	II	H	1	(20)	(—)	H	2	(39)	(24)	Cl	1	(53)	(18)	OMe	1	(15)	(—)	
R	n	I	II																					
H	1	(20)	(—)																					
H	2	(39)	(24)																					
Cl	1	(53)	(18)																					
OMe	1	(15)	(—)																					
C ₉ 		NaBH ₄ , NaOAc, THF, 50-55°, 20	 (78)	247																				

TABLE VI. NITRILES



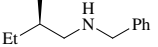
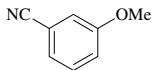

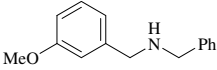
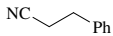


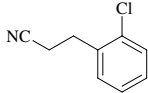
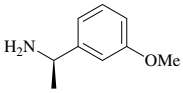
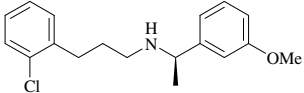
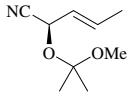

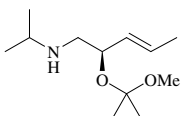
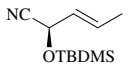

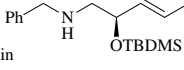
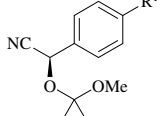

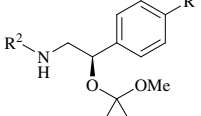
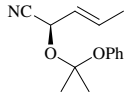

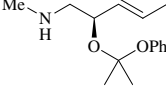
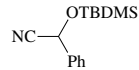

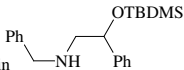
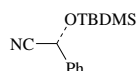
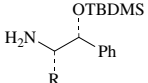
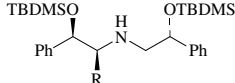
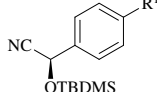

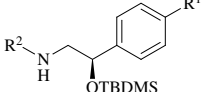
Nitrile	Amine	Conditions	Product(s) and Yield(s) (%)	Refs.																					
C ₅ 		1. DIBAL, CH ₂ Cl ₂ , -78° to rt, 1 h 2. BnNH ₂ , 0°, 3 h 3. NaBH ₄ in MeOH, 0° to rt, 1 h	 (86)	428																					
C ₈ 		1. DIBAL, CH ₂ Cl ₂ , -78° to rt, 1 h 2. BnNH ₂ , 0°, 3 h 3. NaBH ₄ in MeOH, 0° to rt, 1 h		428																					
C ₉ 		1. DIBAL, CH ₂ Cl ₂ , -78° to rt, 1 h 2. Amine, 0°, 3 h 3. NaBH ₄ in MeOH, 0° to rt, 1 h	 (82)	428																					
			<table border="1"> <thead> <tr> <th>R¹</th> <th>R²</th> <th>Yield (%)</th> </tr> </thead> <tbody> <tr> <td>H</td> <td><i>n</i>-Pr</td> <td>(85)</td> </tr> <tr> <td>H</td> <td><i>t</i>-Bu</td> <td>(0)</td> </tr> <tr> <td>H</td> <td>Bn</td> <td>(88)</td> </tr> <tr> <td>H</td> <td>Ph</td> <td>(42)</td> </tr> <tr> <td><i>i</i>-Pr</td> <td><i>i</i>-Pr</td> <td>(81)</td> </tr> <tr> <td>Bn</td> <td>Bn</td> <td>(36)</td> </tr> </tbody> </table>	R ¹	R ²	Yield (%)	H	<i>n</i> -Pr	(85)	H	<i>t</i> -Bu	(0)	H	Bn	(88)	H	Ph	(42)	<i>i</i> -Pr	<i>i</i> -Pr	(81)	Bn	Bn	(36)	
R ¹	R ²	Yield (%)																							
H	<i>n</i> -Pr	(85)																							
H	<i>t</i> -Bu	(0)																							
H	Bn	(88)																							
H	Ph	(42)																							
<i>i</i> -Pr	<i>i</i> -Pr	(81)																							
Bn	Bn	(36)																							
		1. DIBAL, CH ₂ Cl ₂ , -78° to rt, 1 h 2. Amine, 0°, 3 h 3. NaBH ₄ in MeOH, 0° to rt, 1 h	 (82)	428																					
		1. DIBAL (1 M) in cyclohexanes, Et ₂ O, -70°, 3 h 2. NH ₄ Br, MeOH 3. <i>i</i> -PrNH ₂ , -70° to rt, 45 min 4. NaBH ₄ , 0°, 2 h	 (81)	423																					
C ₁₁ 		1. DIBAL (1 M) in cyclohexanes, Et ₂ O, -70°, 3 h 2. MeOH, -70° to rt, 1 h 3. BnNH ₂ , MeOH, -70° to rt, 45 min 4. NaBH ₄ , 0°, 2 h	 (92)	426																					

TABLE VI. NITRILES (Continued)

Nitrile	Amine	Conditions	Product(s) and Yield(s) (%)	Refs.
C ₁₂₋₁₃ 		1. DIBAL (1 M) in cyclohexanes, Et ₂ O, -70°, 3 h 2. NH ₄ Br, MeOH, -70° 3. R ² NH ₂ , -70° to rt, 45 min 4. NaBH ₄ , 0° 5. 0° to rt, overnight	 (77-79)	419
C ₁₄ 		1. DIBAL (1 M) in hexanes, Et ₂ O, -70°, 3 h 2. NH ₄ Br, MeOH, -70° 3. MeNH ₂ , -70° to rt 4. NaBH ₄ , 0° 5. 0° to rt, overnight	 (96)	420
		1. DIBAL (1 M) in hexanes, Et ₂ O, -80°, 3 h 2. BnNH ₂ , MeOH, -90° to rt, 90 min 3. NaBH ₄ , 0° to rt, overnight	 (74)	424
		1. DIBAL (1 M) in hexanes, Et ₂ O, -80°, 3 h 2. MeOH, -90° 3. Amine in MeOH, -90° 4. rt, 2 h 5. NaBH ₄ , 0° to rt, overnight	 (89, 92)	422
C ₁₄₋₁₅ 		1. DIBAL (1 M) in hexanes, Et ₂ O, -70°, 3 h 2. NH ₄ Br, MeOH, -70° 3. Amine, -70° to rt 4. NaBH ₄ , 0° 5. 0° to rt, overnight	 (97-100)	419

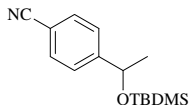
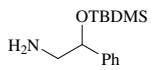
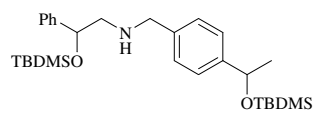
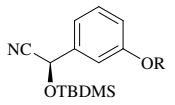

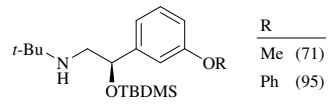
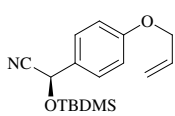
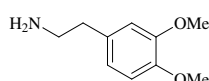
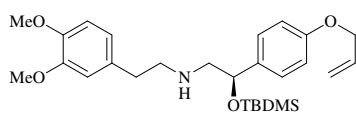
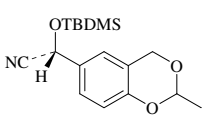

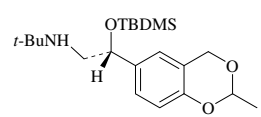
C ₁₅			<ol style="list-style-type: none"> 1. DIBAL (1 M) in hexanes, Et₂O, -80°, 3 h 2. Amine, MeOH, -70° to rt, 90 min 3. NaBH₄, 0° to rt, overnight 	 (82)	424
C ₁₅₋₂₀			<ol style="list-style-type: none"> 1. DIBAL (1 M) in toluene, Et₂O, -70°, 3 h 2. NH₄Br, MeOH, -70° to 60° 3. <i>t</i>-BuNH₂, -70° to rt, 70-75 min 4. NaBH₄, 0° 5. 0° to rt, overnight 	 	425
C ₁₇			<ol style="list-style-type: none"> 1. DIBAL (1 M) in toluene, Et₂O, -70°, 3 h 2. NH₄Br, MeOH, -70° to -60° 3. Amine, -70° to rt, 40 min 4. NaBH₄, 0° 5. 0-25°, overnight 	 (90)	421, 425
			<ol style="list-style-type: none"> 1. DIBAL (1.5 M) in toluene, Et₂O, -70°, 4 h 2. NH₄Br, MeOH, 10 min 3. Amine, -70° to rt, 2 h 4. NaBH₄, -50° to rt, 16 h 	 (42)	427

TABLE VII. INTRAMOLECULAR REDUCTIVE AMINATIONS

Substrate	Conditions	Product(s) and Yield(s) (%)	Refs.
C ₅ 	Na(CN)BH ₃ , MeOH, 48 h	 (70)	610
C ₆ 	Na(CN)BH ₃ , HOAc, MeOH, 36 h	 (60)	592
	Na(CN)BH ₃ , MeOH	 (72)	594
	1. Na(CN)BH ₃ , NaOH, pH 6-7, acetone, H ₂ O, 4°, 12 h 2. rt, 12 h	 (—)	606
	1. Na(CN)BH ₃ , NaOH, pH 6-7, acetone, H ₂ O, 4°, 12 h 2. rt, 12 h	 (—)	606
C ₇ 	1. Na(CN)BH ₃ , HCl, pH 6-7, 4°, 3 h 2. rt, 12 h	 R ¹ R ² CH ₂ OH H (28) (+) H CH ₂ OH (31)	606
C ₁₀ 	Na(CN)BH ₃ , MeOH, 0-5°, 4 d	 (48) I:II = 2:1	436
	1. H ₂ NOSO ₃ C ₆ H ₂ Me ₃ -2,4,6, P(OEt) ₃ , CH ₂ Cl ₂ , 0°, 30 min 2. Na(CN)BH ₃ , MeOH	 (70)	608
	1. OsO ₄ , NaIO ₄ , Et ₂ O, H ₂ O, 0°, 3 h 2. Na(CN)BH ₃ , MeOH, 0-5°, 4 d	 (35)	436
	1. 1 N HCl, THF, 0-35°, 20 h 2. Na(CN)BH ₃ , MeOH, 8 h 3. NaBH ₄ , 4 h	 (—)	578
C ₁₁ 	1. HCl (5 M), 90 min 2. NaOH (aq) 3. Citrate-phosphate buffer, pH 5.5, 4 h 4. Na(CN)BH ₃ , 70 min	 (36)	593
	Na(CN)BH ₃ , pH 4, MeOH, overnight	 (—) I:II = 1:1	446
C ₁₃ 	1. HCl (1 M), pH 5, MeOH 2. NaOAc 3. O ₃ , -78° 4. Na(CN)BH ₃ , MS 4 Å, -78° to rt, 48 h	 (39) + (35)	598
	1. TFA, CH ₂ Cl ₂ 2. O ₃ , CH ₂ Cl ₂ , -78° 3. Me ₂ S, Na(CN)BH ₃ , MeOH, rt, 3 h	 (58)	439

TABLE VII. INTRAMOLECULAR REDUCTIVE AMINATIONS (Continued)

Substrate	Conditions	Product(s) and Yield(s) (%)	Refs.
C ₁₄ 	1. PPh ₃ , dry toluene, rt, 48 h 2. 80°, 16 h 3. NaBH ₄ , MeOH, 0° to rt, 1 h	 (52)	605
C ₁₄₋₁₅ 	1. HCl, buffer, pH 5.5 2. Na(CN)BH ₃	 R H (80) Me (82)	595
C ₁₄₋₁₇ 	Na(CN)BH ₃ , HCl (2M), THF, 24 h	 R n Me 2 (89) t-Bu 1 (44) t-Bu 2 (78)	596
C ₁₄₋₂₂ 	1. 10% HCl, THF, 1 h 2. NaOH (40% aq), citrate-phosphate buffer, pH 5.5 3. Na(CN)BH ₃ , 3 h	 R n-Pr (35) n-C ₁₁ H ₂₃ (95)	408
C ₁₅₋₁₆ 	1. DIBAL (1M) in THF, toluene, -70°, 1 h 2. NaBH ₄ , -20° to rt, 16 h	 X S (66) NMe (78)	2086
C ₁₅₋₂₁ 	1. HCl (0.1M), THF, 4-8.5 h 2. NaOH (0.1M) 3. Na(CN)BH ₃ , 10-12 h	 R ¹ R ² n Me Me 2 (88) i-Bu Me 1 (88) Bn Me 1 (88)	596
C ₁₆ 	1. O ₃ , HCl, MeOH, -50° to rt 2. Me ₂ S, -50° to rt, 10 min 3. NaOAc, HOAc, 1 h 4. Na(CN)BH ₃ , overnight	 (21)	600
	1. TiCl ₃ , HCl, 80° 2. NaOAc, H ₂ O, rt 3. Na(CN)BH ₃ , HOAc, rt, 20 h	 (9) + (11)	600
	1. O ₃ , MeOH:CH ₂ Cl ₂ (1:1) 2. Me ₂ S 3. Na(CN)BH ₃ , HOAc, MeOH	 (71)	599
	"	 (71)	599
C ₁₆₋₂₂ 	1. H ₂ (15 psig), EtOH, 10% Pd/C, 2 h 2. Na(CN)BH ₃ , ZnCl ₂ , 3 h	 I + II R ¹ R ² I+II I:II H Et (20) (—) Me Et (80) 3.9:1 Bn Me (77) 5.3:1	120

TABLE VII. INTRAMOLECULAR REDUCTIVE AMINATIONS (Continued)

Substrate	Conditions	Product(s) and Yield(s) (%)	Refs.
C ₁₇ 	1. 10% HCl, THF, 1 h 2. NaOH (40% aq), citrate-phosphate buffer, pH 5.5 3. Na(CN)BH ₃ , 3 h	(82)	408
	1. K ₂ CO ₃ , MeOH:H ₂ O (5:2), 2 h 2. Na(CN)BH ₃ , 30 min	(—)	607
C ₁₈ 	Na(CN)BH ₃ , HCO ₂ H, MeCN	(20) + (25) (25) + (5)	611
C ₁₉ 	1. PPh ₃ , THF, rt, 3 h 2. NaHCO ₂ , HCO ₂ H, MeOH, 0° 3. Na(CN)BH ₃ in Et ₂ O, 0° 4. 15 min	(69)	604
C ₁₉₋₂₅ 	1. DIBAL (1 M) in THF, toluene, -70°, 1 h 2. MeOH, -70 to -20° 3. NaBH ₄ , rt, 16 h	(81) Me (81) Bn (53)	601
C ₂₂ 	1. H ₂ (15 psig), MeOD, 10% Pd/C, 2 h 2. MeOD, 24 h 2. Na(CN)BH ₃ , 3 h	(64) 92% D, 5% D (11) 89% D, 6% D	120
	1. H ₂ (15 psig), 2 h, 10% Pd/C, MeOH 2. Na(CN)BD ₃ , 2 h	(54) D (10) D	120
C ₂₃ 	Na(CN)BH ₃ , HOAc, MeCN	(—)	614
	1. DIBAL (1 M) in THF, PhMe, -70°, 0.5 h 2. MeOH, -70° to -10° 3. NaBH ₄ , -10° to rt 4. rt, 15 h	(80)	602

TABLE VII. INTRAMOLECULAR REDUCTIVE AMINATIONS (Continued)

Substrate	Conditions	Product(s) and Yield(s) (%)	Refs.
	1. H ₂ (15 psig), MeOH, 10% Pd/C, 2 h 2. MeOH, 24 h 3. Na(CN)BH ₃ , 3 h		120
C ₂₄ 	1. DIBAL (1 M) in THF, toluene, -70°, 0.5 h 2. MeOH, -70 to -10° 3. NaBH ₄ , -10° to rt, 15 h		(±) (—) (-) (86) 1735
C ₂₄₋₂₈ 	Na(CN)BH ₃ , pH 5, HOAc, H ₂ O		R H (—) MOM (88) 613
C ₂₅ 	1. K ₂ CO ₃ , MeOH:H ₂ O (5:2), 4 h 2. Na(CN)BH ₃ , 0°, 1 h		(—) 607
C ₂₇ 	1. HCl (5%), THF 2. NaBH ₄ , MeOH		(41) 634
	NaBH ₄ , EtOH, 0°, 10 min		(50) 2087
C ₂₈ 	Na(CN)BH ₃ , HOAc, MeOH		(—) 612
	1. Cyclohexene, 10% Pd/C, THF:EtOH (1:1), 80°, 40 min 2. Na(CN)BH ₃ , THF, TFA, 2 h		627
C ₂₉ 	1. TFA, CH ₂ Cl ₂ 2. O ₃ , CH ₂ Cl ₂ , -78°, 5 min 3. Me ₂ S, Na(CN)BH ₃ in MeOH, -78° to rt, 20 h		(30) 433

TABLE VII. INTRAMOLECULAR REDUCTIVE AMINATIONS (Continued)

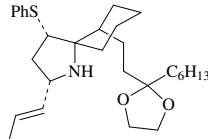
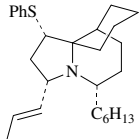
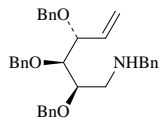
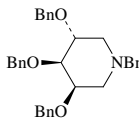
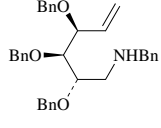
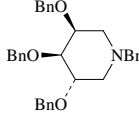
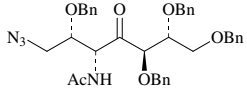
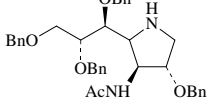
Substrate	Conditions	Product(s) and Yield(s) (%)	Refs.
	1. 10% HCl, THF 2. NaBH ₄ , MeOH	 (58)	634
C ₃₄ 	1. TFA, CH ₂ Cl ₂ 2. O ₃ , CH ₂ Cl ₂ , -78° 3. Me ₂ S, Na(CN)BH ₃ in MeOH, rt, 3 h	 (—)	439
	1. TFA, CH ₂ Cl ₂ 2. O ₃ , CH ₂ Cl ₂ , -78° 3. Me ₂ S, Na(CN)BH ₃ in MeOH, rt, 3 h	 (—)	439
C ₃₇ 	1. PPh ₃ , THF, 5 h 2. HBF ₄ in Et ₂ O, 0° 3. LiBH ₄ in Et ₂ O 4. EtOH, 70°, 15 h	 (70)	216

TABLE VIII. REDUCTIVE LACTAMIZATIONS

Carbonyl Compound	Amine	Conditions	Product(s) and Yield(s) (%)	Refs.
C ₄ 		1. NaBH(OAc) ₃ , MS 4 Å, DCE, 0°, 30 min 2. rt, 4 h	 I R I II n-Pr (43) (16) i-Pr (98) (0)	280
C ₆ 	HCl•H ₂ N(CH ₂) ₄ CO ₂ Me	1. TEA, MeOH, 0.5 h 2. NaBH ₄ , 0.5 h		985
C ₆₋₇ 		NaBH(OAc) ₃ , 45°	 n Time 1 1.5 h (84) 2 22 h (80)	985
C ₇ 	H ₂ N-CH ₂ -CH ₂ -CH ₂ -CH ₂ -CH ₂ -CH ₂ -CO ₂ Me	NaBH(OAc) ₃ , rt 1. NaBH(OAc) ₃ , THF, rt, 24 h 2. 55°, 10 h	 I: n = 1; II: n = 2 Solv Time I DCE 90 h (96) THF 75 h (50)	985
	H ₂ N(CH ₂) ₄ CO ₂ Me	NaBH(OAc) ₃ , DCE, 45°, 22 h	 R Ph (75) c-C ₆ H ₁₁ (68)	985

TABLE VIII. REDUCTIVE LACTAMIZATIONS (Continued)


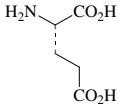
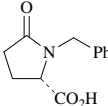
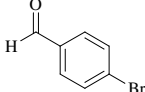
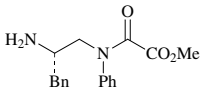
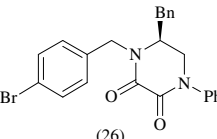
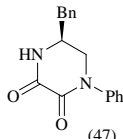
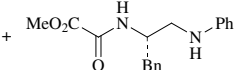
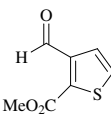
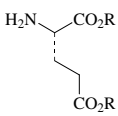
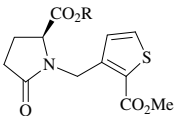
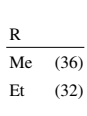
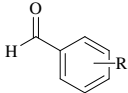
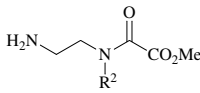
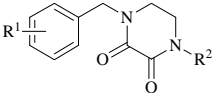






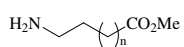
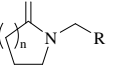

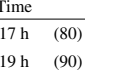



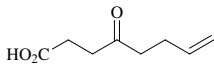

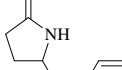
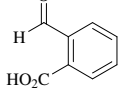

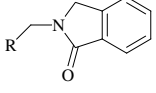
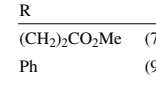


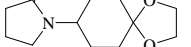


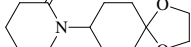
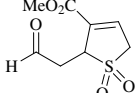

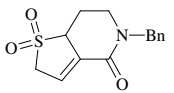
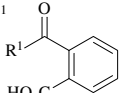

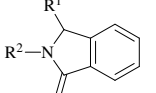
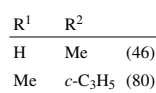


Carbonyl Compound	Amine	Conditions	Product(s) and Yield(s) (%)	Refs.
		1. NaOH, H ₂ O, 10° 2. NaBH ₄ , 10-15°, 30 min 3. PhCHO, 10 min 4. NaBH ₄ , 10-25° 5. 25°, overnight 6. HCl (6 N), H ₂ O, reflux, overnight	 (55)	2088
		1. NaBH(OAc) ₃ , MS 4 Å, DCE, 0°, 30 min 2. rt, 4 h	 (26) +  (47) +  (10)	280
		1. TEA, MeOH, 15 min 2. HOAc, MS 3 Å, 15 min 3. Na(CN)BH ₃ , 50°, overnight	 (36) (R = Me)  (32) (R = Et)	2089
		1. NaBH(OAc) ₃ , MS 4 Å, DCE, 0°, 30 min 2. rt, 4 h	 (72) (R ¹ = H, R ² = Ph)  (62) (R ¹ = 2-Br, R ² = Ph)  (72) (R ¹ = 4-Br, R ² = Ph)  (72) (R ¹ = 4-NO ₂ , R ² = Ph)  (84) (R ¹ = 4-Br, R ² = Bn)  (61) (R ¹ = 4-OMe, R ² = Ph)	280
		1. TEA, MeOH, 0.5 h 2. NaBH ₄ , 45°	 (80) (R = Ph, n = 1)  (90) (R = Ph, n = 2)  (82) (R = c-C ₆ H ₁₁ , n = 1)  (80) (R = c-C ₆ H ₁₁ , n = 2)  (75) (R = CH(Me)Ph, n = 1)  (79) (R = CH(Me)Ph, n = 2)	985
		Na(CN)BH ₃ , MeOH, 48 h	 (62)	2090
		NaBH(OAc) ₃ , HOAc, DCE, 48 h	 (70) (R = (CH ₂) ₂ CO ₂ Me)  (91) (R = Ph)	985
		NaBH(OAc) ₃ , DCE, rt, 45 h	 (92)	985
		1. NaBH(OAc) ₃ , DCE, rt, 4 h 2. 55°, 24 h	 (85)	985
		Na(CN)BH ₃ , pH 6.7, MeOH	 (81) (R = Bn)	801
		1. MeCN, overnight 2. HCl•H ₂ NR ² 3. NaBH ₄ , 1 h	 (46) (R ¹ = H, R ² = Me)  (80) (R ¹ = Me, R ² = c-C ₃ H ₅)  (61) (R ¹ = Me, R ² = Bn)  (46) (R ¹ = n-Pr, R ² = Me)	733

TABLE VIII. REDUCTIVE LACTAMIZATIONS (Continued)

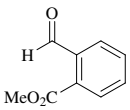
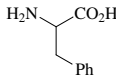
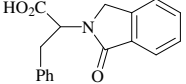

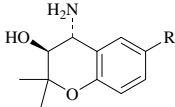
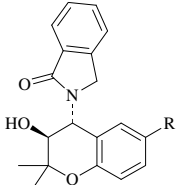
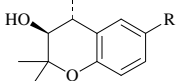
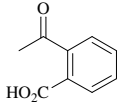
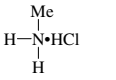
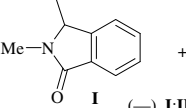
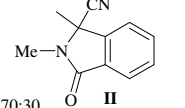
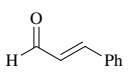
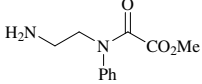
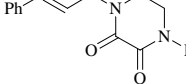
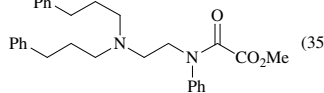
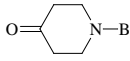
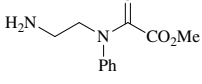
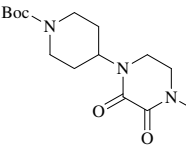
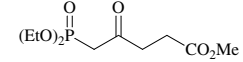

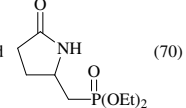
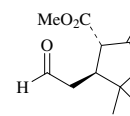
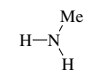
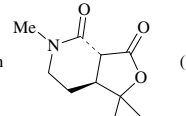
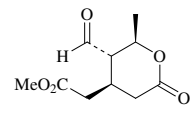
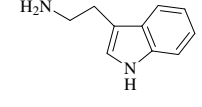
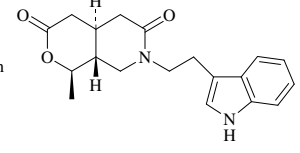
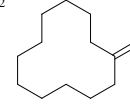

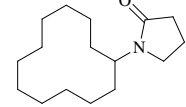
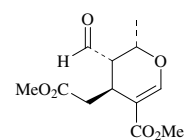
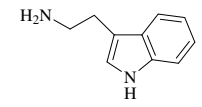
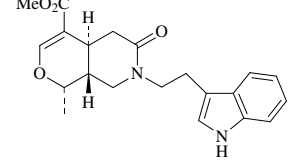
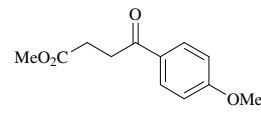

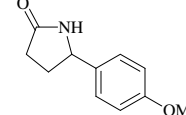
Carbonyl Compound	Amine	Conditions	Product(s) and Yield(s) (%)	Refs.
C ₉ 		1. MeCN, 5 min 2. Na(CN)BH ₃ , reflux, overnight	 (55)	121
		Na(CN)BH ₃ -ZnCl ₂ , MeOH, 45°, 72 h	 (47)  (95)	109, 108
		Na(CN)BH ₃ , NaOH, MeOH, 24 h	 I  II (-) I:II = 70:30	733
		1. NaBH(OAc) ₃ , MS 4 Å, DCE, 0°, 30 min 2. rt, 4 h	 (20) +  (35)	280
C ₁₀ 		1. NaBH(OAc) ₃ , MS 4 Å, DCE, 0°, 30 min 2. rt, 4 h	 (90)	280
		Na(CN)BH ₃ , MeOH, 5 d	 (70)	383
		Na(CN)BH ₃ , MeOH, 4 h	 (63)	2091
		Na(CN)BH ₃ , MeOH, 4 h	 (-)	176
C ₁₂ 		NaBH(OAc) ₃ , 120 h	 (91)	985
		1. Na(CN)BH ₃ , MeOH, rt 2. Toluene, reflux	 (79)	2092
		Na(CN)BH ₃ , MeOH, reflux, 48 h	 (75)	2093

TABLE VIII. REDUCTIVE LACTAMIZATIONS (Continued)

Carbonyl Compound	Amine	Conditions	Product(s) and Yield(s) (%)	Refs.																					
C ₁₄ 		1. HOAc, pH 4-5, THF:MeOH (1:1), 0-5°, 30 min 2. Na(CN)BH3, 25°, 3 d		<table border="1"> <thead> <tr> <th>R¹</th> <th>R²</th> <th>cis</th> <th>trans</th> </tr> </thead> <tbody> <tr> <td>5-OMe</td> <td>allyl</td> <td>(67)</td> <td>(19)</td> </tr> <tr> <td>5-OMe</td> <td>C₃H₇</td> <td>(49)</td> <td>(11)</td> </tr> <tr> <td>5-OMe</td> <td>Bn</td> <td>(66)</td> <td>(16)</td> </tr> <tr> <td>8-OMe</td> <td>allyl</td> <td>(67)</td> <td>(13)</td> </tr> </tbody> </table>	R ¹	R ²	cis	trans	5-OMe	allyl	(67)	(19)	5-OMe	C ₃ H ₇	(49)	(11)	5-OMe	Bn	(66)	(16)	8-OMe	allyl	(67)	(13)	1053
R ¹	R ²	cis	trans																						
5-OMe	allyl	(67)	(19)																						
5-OMe	C ₃ H ₇	(49)	(11)																						
5-OMe	Bn	(66)	(16)																						
8-OMe	allyl	(67)	(13)																						
		1. NaBH(OAc) ₃ , MS 4 Å, DCE, 0°, 30 min 2. rt, 4 h		(60)	280																				
		1. CH ₂ Cl ₂ , MeOH 2. NaBH ₄		(93)	984																				
		Na(CN)BH ₃ , MeOH, 7 h		(63)	1319																				
		Na(CN)BH ₃ , AcOH, MeOH, overnight		<table border="1"> <thead> <tr> <th>R</th> <th>cis</th> <th>trans</th> </tr> </thead> <tbody> <tr> <td>Me</td> <td>(61)</td> <td>(—)</td> </tr> <tr> <td>n-Pr</td> <td>(52)</td> <td>(18)</td> </tr> <tr> <td>allyl</td> <td>(60)</td> <td>(6)</td> </tr> </tbody> </table>	R	cis	trans	Me	(61)	(—)	n-Pr	(52)	(18)	allyl	(60)	(6)	773								
R	cis	trans																							
Me	(61)	(—)																							
n-Pr	(52)	(18)																							
allyl	(60)	(6)																							
		Na(CN)BH ₃ , AcOH, MeOH, overnight		<table border="1"> <tbody> <tr> <td>trans</td> <td>(8) +</td> <td></td> </tr> <tr> <td>cis</td> <td>(40)</td> <td></td> </tr> </tbody> </table>	trans	(8) +		cis	(40)		773														
trans	(8) +																								
cis	(40)																								
C ₁₅ 		1. MeOH, 90 min 2. Na(CN)BH ₃ , 20 h		<table border="1"> <tbody> <tr> <td>trans</td> <td>(—) +</td> <td></td> </tr> <tr> <td>cis</td> <td>(32)</td> <td></td> </tr> </tbody> </table>	trans	(—) +		cis	(32)		2096														
trans	(—) +																								
cis	(32)																								
C ₁₅₋₁₆ 		NaBH(OAc) ₃		<table border="1"> <thead> <tr> <th>R</th> <th></th> </tr> </thead> <tbody> <tr> <td>H</td> <td>(35)</td> </tr> <tr> <td>OMe</td> <td>(23)</td> </tr> </tbody> </table>	R		H	(35)	OMe	(23)	2097														
R																									
H	(35)																								
OMe	(23)																								
C ₁₆ 		1. NaOAc, MeOH, 0°, 30 min 2. Na(CN)BH ₃ , 28 h 3. KOH, 30 min 4. HOAc, 16 h 5. NaBH ₄ , MeOH, 24 h		(37)	146																				
C ₁₇ 		1. Na(CN)BH ₃ , ZnCl ₂ , MeOH, overnight 2. PhMe, reflux		(—)	624																				
		Na(CN)BH ₃ , citrate buffer, pH 6, THF, 24 h		<table border="1"> <thead> <tr> <th>R</th> <th></th> </tr> </thead> <tbody> <tr> <td>H</td> <td>(68)</td> </tr> <tr> <td>3,4-(OMe)₂</td> <td>(67)</td> </tr> </tbody> </table>	R		H	(68)	3,4-(OMe) ₂	(67)	1086														
R																									
H	(68)																								
3,4-(OMe) ₂	(67)																								

TABLE VIII. REDUCTIVE LACTAMIZATIONS (Continued)

Carbonyl Compound	Amine	Conditions	Product(s) and Yield(s) (%)	Refs.
C ₁₇₋₂₅ 	NH ₄ OAc	Na(CN)BH ₃ , MeOH	 R H (19) Ac (—)	2098, 2099
C ₁₈ 	NH ₄ OAc	Na(CN)BH ₃ , MeOH, 48 h	 (71)	1193
C ₁₈ 	NH ₄ OH	1. Na(CN)BH ₃ , MS 3 Å, MeOH, 0°, 30 min 2. 40 h	 (63)	802
C ₂₂ 	Me H-N•HCl H	Na(CN)BH ₃ , dry <i>t</i> -BuOH, 35 h	 (20)	762
C ₂₃ 	NH ₄ OAc	Na(CN)BH ₃ , THF:MeOH (5:9), 22 h	 (64)	385
C ₂₃ 	Me H-N in EtOH, H-N•HCl H	Na(CN)BH ₃ , THF:MeOH (1:1), 22 h	 (80)	385
C ₂₃ 	H ₂ N-CH ₂ -CH ₂ -R	Na(CN)BH ₃ , HCl (26%) in <i>i</i> -PrOH, THF:MeOH, 15-22 h	 R OH (65) CH ₂ NMe ₂ (51)	385
C ₂₄ 	NH ₄ OAc	Na(CN)BH ₃ , THF:MeOH (1:2), 16 h	 (32)	385
C ₂₄ 	H-N-R H	Na(CN)BH ₃ , MeOH NaOAc, MS 4 Å	 R CO ₂ Me (82) CH ₂ CO ₂ Et (67) CO ₂ Me (60) Bn (49) S(=O) ₂ Ph (49) S(=O) ₂ Ph (72) CH ₂ Bn	988

TABLE VIII. REDUCTIVE LACTAMIZATIONS (Continued)

Carbonyl Compound	Amine	Conditions	Product(s) and Yield(s) (%)	Refs.
<p>C₂₆</p>		<p>Na(CN)BH₃, HOAc, MeOH</p>	<p>(—)</p>	987
<p>C₃₂₋₃₈</p>	<p>NH₄OAc</p>	<p>Na(CN)BH₃, MeOH, 110 h</p>	<p>(—)</p>	2100
<p>R</p> <p>(CH₂)₃CHMe₂</p>				

TABLE IX. MICHAEL-TYPE ADDITIONS AND REDUCTIVE AMINATION

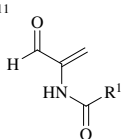
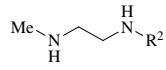
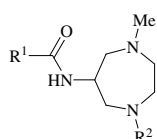
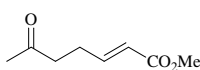
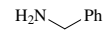
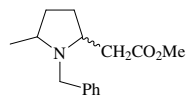
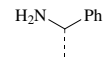
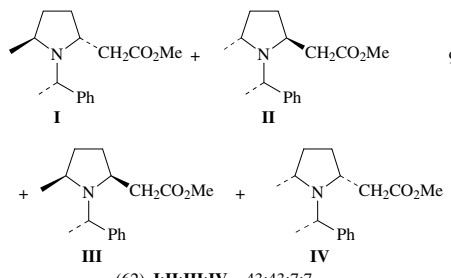
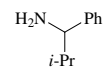
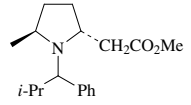
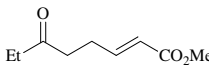

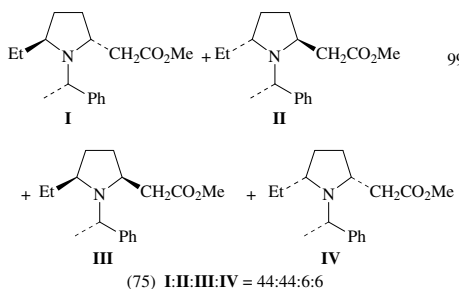
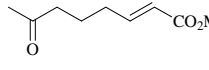
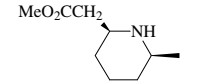
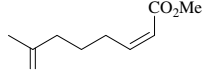
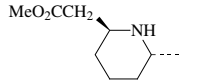
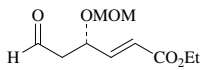
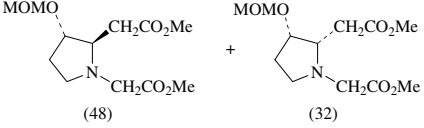
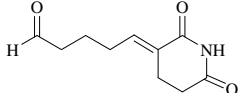
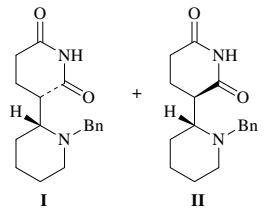
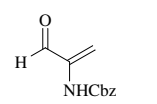
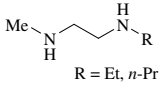
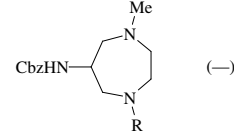
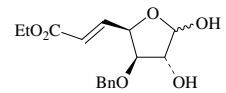
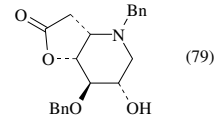
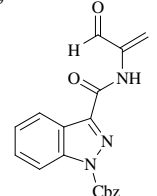
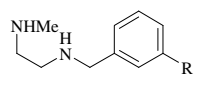
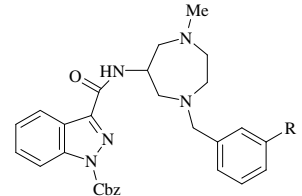
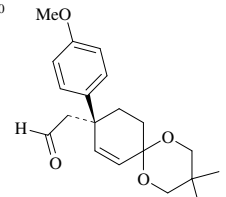

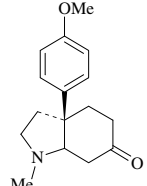
Substrate	Amine	Conditions	Product(s) and Yield(s) (%)	Refs.																					
C ₅₋₁₁ 		1. MeOH, 5°, 5 min 2. NaBH ₄ , 5-10° 3. 25°, 2 h	 <table border="1" style="display: inline-table; vertical-align: middle;"> <thead> <tr> <th>R¹</th> <th>R²</th> <th>Yield (%)</th> </tr> </thead> <tbody> <tr> <td>Me</td> <td>Me</td> <td>(58)</td> </tr> <tr> <td>Me</td> <td>Ph</td> <td>(33)</td> </tr> <tr> <td>Bn</td> <td>Me</td> <td>(35)</td> </tr> <tr> <td>Bn</td> <td>OBu-<i>t</i></td> <td>(44)</td> </tr> <tr> <td>Bn</td> <td>Ph</td> <td>(48)</td> </tr> <tr> <td>Bn</td> <td>OBn</td> <td>(46)</td> </tr> </tbody> </table>	R ¹	R ²	Yield (%)	Me	Me	(58)	Me	Ph	(33)	Bn	Me	(35)	Bn	OBu- <i>t</i>	(44)	Bn	Ph	(48)	Bn	OBn	(46)	1000
R ¹	R ²	Yield (%)																							
Me	Me	(58)																							
Me	Ph	(33)																							
Bn	Me	(35)																							
Bn	OBu- <i>t</i>	(44)																							
Bn	Ph	(48)																							
Bn	OBn	(46)																							
C ₈ 		1. <i>c</i> -C ₆ H ₁₂ , reflux, 2 h 2. Na(CN)BH ₃ , MeOH	 (57) <i>cis:trans</i> = 1:2.6	997																					
		1. <i>c</i> -C ₆ H ₁₂ , reflux, 2 h 2. Na(CN)BH ₃ , MeOH	 (62) I:II:III:IV = 43:43:7:7	997																					
		1. <i>c</i> -C ₆ H ₁₂ , reflux, MS 5 Å 2. Na(CN)BH ₃	 (84)	997																					

TABLE IX. MICHAEL-TYPE ADDITIONS AND REDUCTIVE AMINATIONS (Continued)

Substrate	Amine	Conditions	Product(s) and Yield(s) (%)	Refs.
C ₉ 		1. <i>c</i> -C ₆ H ₁₂ , reflux, 4 h 2. Na(CN)BH ₃ , MeOH	 (75) I:II:III:IV = 44:44:6:6	997
	H ₄ NOAc	Na(CN)BH ₃ , MeOH, 60°, 16 h	 (86)	998, 999
	H ₄ NOAc	Na(CN)BH ₃ , MeOH, 60°, 16 h	 (86)	998, 999
C ₁₀ 	H ₂ NCH ₂ CO ₂ Et	1. MeOH, 0°, 1 h 2. Na(CN)BH ₃ , MeOH, 0°, 3 h	 (48) + (32)	996
	H ₂ NCH ₂ Ph	1. CH ₂ Cl ₂ , -18° to rt, 30 min 2. NBu ₄ BH ₃ CN, 5 h 3. TEA, overnight	 (70) I:II = 4.4:1	64
C ₁₁ 	 R = Et, <i>n</i> -Pr	1. MeOH 2. NaBH ₄	 (—)	1002
C ₁₆ 	H ₂ NCH ₂ Ph	1. Na(CN)BH ₃ , -78°, HOAc, MeOH, 2 h 2. rt, 24 h	 (79)	1003
C ₁₉ 		1. MeOH, 3 h 2. NaBH ₄ , 18 h	 R H (—) Me (73)	603, 1001
C ₂₀ 		1. Na(CN)BH ₃ , MeOH, 24 h 2. HCl (3N), 4 h	 (40)	388, 389

15. Acknowledgments

We gratefully acknowledge the invaluable guidance and helpful suggestions of the editorial staff of *Organic Reactions*, especially Larry Overman, William Roush, Robert Joyce, and Linda Press, during the preparation of this chapter. We also appreciate the support and encouragement of the R. W. Johnson Pharmaceutical Research Institute. The library staff at our Spring House facility photocopied many of the manuscripts cited in this review and conducted numerous literature citation searches. We also thank Maryann Gutherman, Claudia McNally, James McNally, and Allison Smith for initial drafts of some of the tables. Finally, we appreciate the careful reading of the manuscript and helpful comments of Ahmed Abdel-Magid.

References

1. Emerson, W. S. *Org. React.* 1948, **4**, 174.
2. Lane, C. F. *Synthesis* 1975, 135.
3. Hutchins, R. O.; Natale, N. R. *Org. Prep. Proced. Int.* 1979, **11**, 201.
4. Gribble, G. W. *Eastman Org. Chem. Bull.* 1979, **51**, 1.
5. Yamamoto, Y.; Maruyama, K. *Yuki Gosei Kagaku Kyokai Shi* 1979, **37**, 1008; *Chem. Abstr.* 1980, **92**, 139884.
6. Klyuev, M. V.; Khidekel, M. L. *Russ. Chem. Rev. (Engl. Transl.)* 1980, **49**, 28.
7. Gribble, G. W.; Nutaitis, C. F. *Org. Prep. Proced. Int.* 1985, **17**, 317.
8. Kriven'ko, A. P.; Nikolaeva, T. G.; Kharchenko, V. G. *Chem. Heterocycl. Compd. (Engl. Trans.)* 1987, 363; *Chem. Abstr.* 1987, **108**, 21739.
9. Larock, R. C. *Comprehensive Organic Transformations*; VCH: New York, 1989; pp. 421–428.
10. Whitesell, J. K. In *Comprehensive Organic Synthesis*; Trost, B. M., Fleming, I., Eds.; Pergamon: Oxford, 1991; Vol. **6**, p. 724.
11. Hutchins, R. O.; Hutchins, M. K. In *Comprehensive Organic Synthesis*; Trost, B. M., Fleming, I., Eds.; Pergamon: Oxford, 1991; Vol. **8**, pp. 25–78.
12. Seyden-Penne, J. In *Hydride Reductions for Organic Synthesis*; VCH: New York, 1991; pp. 105–112.
13. Zhu, Q.-C.; Hutchins, R. O. *Org. Prep. Proced. Int.* 1994, **26**, 193.
14. Gribble, G. W. In *ACS Symp. Ser.*; Abdel-Magid, A. F., Ed.; American Chemical Society: Washington, DC, 1996; Vol. **641**, pp. 167–200.
15. Abdel-Magid, A. F.; Maryanoff, C. A. In *ACS Symp. Ser.*; Abdel-Magid, A. F., Ed.; American Chemical Society: Washington, DC, 1996; Vol. **641**, pp. 201–216.
16. Hudlicky, M. *ACS Monograph 188*; American Chemical Society: Washington, DC, 1996; pp. 187–190, 236–237.
17. Gribble, G. W. *Chemtech* 1996, **26**, 26.
18. Means, G. E.; Feeney, R. E. *Anal. Biochem.* 1995, **224**, 1.
19. Borch, R. F.; Bernstein, M. D.; Durst, H. P. *J. Am. Chem. Soc.* 1971, **93**, 2897.
20. Schellenberg, K. A. *J. Org. Chem.* 1963, **28**, 3259.
21. Abdel-Magid, A. F.; Carson, K. G.; Harris, B. D.; Maryanoff, C. A.; Shah, R. D. *J. Org. Chem.* 1996, **61**, 3849.
22. Pelter, A.; Rosser, R. M.; Mills, S. J. *Chem. Soc., Perkin Trans. 1* 1984, 717.
23. Tadanier, J.; Hallas, R.; Martin, J. R.; Stanaszek, R. S. *Tetrahedron*

- 1981, **37**, 1309.
24. Tsushima, T.; Kawada, K.; Nishikawa, J.; Sato, T.; Tori, K.; Tsuji, T.; Misaki, S. *J. Org. Chem.* 1984, **49**, 1163.
 25. Tsushima, T.; Nishikawa, J.; Sato, T.; Tanida, H.; Tori, K.; Tsuji, T.; Misaki, S.; Suefuji, M. *Tetrahedron Lett.* 1980, **21**, 3593.
 26. Reetz, M. T.; Schmitz, A. *Tetrahedron Lett.* 1999, **40**, 2741.
 27. Vicario, J. L.; Badía, D.; Domínguez, E.; Crespo, A.; Carrillo, L. *Tetrahedron: Asymmetry* 1999, **10**, 1947.
 28. Vicario, J. L.; Badía, D.; Domínguez, E.; Carrillo, L. *J. Org. Chem.* 1999, **64**, 4610.
 29. Brussee, J.; van Benthem, R. A. T. M.; Kruse, C. G.; van der Gen, A. *Tetrahedron: Asymmetry* 1990, **1**, 163.
 30. Jackson, W. R.; Jacobs, H. A.; Jayatilake, G. S.; Matthews, B. R.; Watson, J. G. *Aust. J. Chem.* 1990, **43**, 2045.
 31. Wrobel, J. E.; Ganem, B. *Tetrahedron Lett.* 1981, **22**, 3447.
 32. Hutchins, R. O.; Su, W.-Y.; Sivakumar, R.; Cistone, F.; Stercho, Y. P. *J. Org. Chem.* 1983, **48**, 3412.
 33. Hutchins, R. O.; Su, W.-Y. *Tetrahedron Lett.* 1984, **25**, 695.
 34. Carreño, M. C.; Garcia Ruano, J. L.; Rubio, A. *An. Quim.* 1990, **86**, 78; *Chem. Abstr.* 1991, **114**, 81070.
 35. Ghosh, A.; Wang, W.; Freeman, J. P.; Althaus, J. S.; Von Voightlander, P. F.; Scahill, T. A.; Mizesak, S. A.; Szmuszkowicz, J. *Tetrahedron* 1991, **47**, 8653.
 36. Audia, J. E.; Colocci, N. *Tetrahedron Lett.* 1991, **32**, 3779.
 37. Ezquerra, J.; Pedregal, C.; Lamas, C.; Pastor, A.; Alvarez, P.; Vaquero, J. J. *Tetrahedron* 1997, **53**, 8237.
 38. Ezquerra, J.; Pedregal, C.; Lamas, C.; Pastor, A.; Alvarez, P.; Vaquero, J. J. *Tetrahedron Lett.* 1996, **37**, 683.
 39. Macor, J. E.; Ryan, K. *Heterocycles* 1990, **31**, 1497.
 40. Wade, R. C.; Sullivan, E. A.; Berscjied, J. R., Jr.; Purcell, K. F. *Inorg. Chem.* 1970, **9**, 2146.
 41. Emri, J.; Györi, B. *J. Chem. Soc., Chem. Commun.* 1983, 1303.
 42. Hutchins, R. O.; Markowitz, M. *J. Org. Chem.* 1981, **46**, 3571.
 43. Kreevoy, M. M.; Hutchins, J. H. *C. J. Am. Chem. Soc.* 1969, **91**, 4329.
 44. Micovic, I. V.; Roglic, G. M.; Ivanovic, M. D.; Dosen-Micovic, L.; Kiricojevic, V. D.; Popovic, J. B. *J. Chem. Soc., Perkin Trans.* **1** 1996, 2041.
 45. Bastide, J.; Coste, C.; Marty, J. L. *C. R. Hebd. Seances Acad. Sci. Ser. C.* 1978, **386**, 471; *Chem. Abstr.* 1979, **90**, 168949.
 46. Robins, S. P.; Reeds, P. J. *Anal. Biochem.* 1984, **142**, 24.

47. Mann, B.; Grayeski, M. L. *J. Chromatogr.* 1987, **386**, 149.
48. Borch, R. F.; Durst, H. P. *J. Am. Chem. Soc.* 1969, **91**, 3996.
49. Ahmad, A. *Bull. Chem. Soc. Jpn.* 1974, **47**, 1819.
50. Oka, Y.; Motohashi, M.; Sugihara, H.; Miyashita, O.; Itoh, K.; Nishikawa, M.; Yurugi, S. *Chem. Pharm. Bull.* 1977, **25**, 632.
51. Sugihara, H.; Sanno, Y. *Chem. Pharm. Bull.* 1977, **25**, 859.
52. Itoh, K.; Motohashi, M.; Kuriki, H.; Sugihara, H.; Inatomi, N.; Nishikawa, M.; Oka, Y. *Chem. Pharm. Bull.* 1977, **25**, 2917.
53. Sugihara, H.; Ukawa, K.; Kuriki, H.; Nishikawa, M.; Sanno, Y. *Chem. Pharm. Bull.* 1977, **25**, 2988.
54. Miyake, A.; Kuriki, H.; Tada, N.; Nishikawa, M.; Oka, Y. *Chem. Pharm. Bull.* 1977, **25**, 3066.
55. Miyake, A.; Kuriki, H.; Itoh, K.; Nishikawa, M.; Oka, Y. *Chem. Pharm. Bull.* 1977, **25**, 3289.
56. Itoh, K.; Sugihara, H.; Miyake, A.; Tada, N.; Oka, Y. *Chem. Pharm. Bull.* 1978, **26**, 504.
57. de Guchteneere, E.; Fattori, D.; Vogel, P. *Tetrahedron* 1992, **48**, 10603.
58. Yu, H.-T.; Vela, M. A.; Fronczek, F. R.; McLaughlin, M. L.; Barkley, M. D. *J. Am. Chem. Soc.* 1995, **117**, 348.
59. Eftink, M. R.; Jia, Y.; Hu, D.; Ghiron, C. A. *J. Phys. Chem.* 1995, **99**, 5713.
60. Wittig, G.; Raff, P. *Ann.* 1951, **573**, 195; *Chem. Abstr.* 1952, **46**, 39061.
61. Köhn, A.; Schmidt, R. R. *Liebigs Ann. Chem.* 1985, 775.
62. Urch, C. J. In *ACS Symp. Ser.*; American Chemical Society: Washington, DC, 1991; Vol. **443**, pp. 515–526.
63. Firestone, A.; Mulcahy, R. T.; Borch, R. F. *J. Med. Chem.* 1991, **34**, 2933.
64. Wanner, M. J.; Koomen, G.-J. *Tetrahedron* 1991, **47**, 8431.
65. Hutchins, R. O.; Natale, N. R.; Taffer, I. M. *J. Chem. Soc., Chem. Commun.* 1978, 1088.
66. Kaldor, S. W.; Siegel, M. G.; Fritz, J. E.; Dressman, B. A.; Hahn, P. J. *Tetrahedron Lett.* 1996, **37**, 7193.
67. Siegel, M. G.; Chaney, M. O.; Bruns, R. F.; Clay, M. P.; Schober, D. A.; Van Abbema, A. M.; Johnson, D. W.; Cantrell, B. E.; Hahn, P. J.; Hunden, D. C.; Gehlert, D. R.; Zarrinmayeh, H.; Ornstein, P. L.; Zimmerman, D. M.; Koppel, G. A. *Tetrahedron* 1999, **55**, 11619.
68. Ley, S. V.; Bolli, M. H.; Hinzen, B.; Gervois, A.-G.; Hall, B. J. *J. Chem. Soc., Perkin Trans. 1* 1998, 2239.
69. Rosenberg, S. H.; Plattner, J. J.; Woods, K. W.; Stein, H. H.; Marcotte, P. A.; Cohen, J.; Perun, T. J. *J. Med. Chem.* 1987, **30**, 1224.

70. Schoen, W. R.; Ok, D.; DeVita, R. J.; Pisano, J. M.; Hodges, P.; Cheng, K.; Chan, W. W.-S.; Butler, B. S.; Smith, R. G.; Wyratt, M. J.; Fisher, M. H. *Bioorg. Med. Chem. Lett.* 1994, **4**, 1117.
71. Danheiser, R. L.; Morin, J. M., Jr.; Salaski, E. J. *J. Am. Chem. Soc.* 1985, **107**, 8066.
72. Moniz, G. A.; Hammond, G. B. *J. Heterocycl. Chem.* 1997, **34**, 649.
73. Amokhtari, M.; Andersen, K.; Ibazizene, M.; Dhilly, M.; Dauphin, F.; Barre, L. *Nucl. Med. Biol.* 1998, **25**, 517.
74. Huang, D.; Jiang, H.; Nakanishi, K.; Usherwood, P. N. R. *Tetrahedron* 1997, **53**, 12391.
75. Mencil, J. J.; Regan, J. R.; Barton, J.; Menard, P. R.; Bruno, J. G.; Calvo, R. R.; Kornberg, B. E.; Schwab, A.; Neiss, E. S.; Suh, J. T. *J. Med. Chem.* 1990, **33**, 1606.
76. Halcomb, R. L.; Wittman, M. D.; Olson, S. H.; Danishefsky, S. J.; Golik, J.; Wong, H.; Vyas, D. J. *J. Am. Chem. Soc.* 1991, **113**, 5080.
77. Ogawa, S.; Nakajima, A.; Miyamoto, Y. *J. Chem. Soc., Perkin Trans. 1* 1991, 3287.
78. Halcomb, R. L.; Boyer, S. H.; Danishefsky, S. J. *Angew. Chem., Int. Ed. Engl.* 1992, **31**, 338.
79. Kaufman, T. S. *Synth. Commun.* 1993, **23**, 473.
80. Halcomb, R. L.; Boyer, S. H.; Wittman, M. D.; Olson, S. H.; Denhart, D. J.; Liu, K. K. C.; Danishefsky, S. J. *J. Am. Chem. Soc.* 1995, **117**, 5720.
81. Barney, C. L.; Huber, E. W.; McCarthy, J. R. *Tetrahedron Lett.* 1990, **31**, 5547.
82. Bolm, C.; Muñiz, K.; Ganter, C. *New J. Chem.* 1998, **22**, 1371.
83. Atigadda, V. R.; Brouillette, W. J.; Duarte, F.; Ali, S. M.; Babu, Y. S.; Bantia, S.; Chand, P.; Chu, N.; Montgomery, J. A.; Walsh, D. A.; Sudbeck, E. A.; Finley, J.; Luo, M.; Air, G. M.; Laver, G. W. *J. Med. Chem.* 1999, **42**, 2332.
84. Sotomayor, N.; Vicente, T.; Domínguez, E.; Lete, E.; Villa, M.-J. *Tetrahedron* 1994, **50**, 2207.
85. Bai, D. *Pure Appl. Chem.* 1993, **65**, 1103.
86. Mattson, R. J.; Pham, K. M.; Leuck, D. J.; Cowen, K. A. *J. Org. Chem.* 1990, **55**, 2552.
87. Badalassi, F.; Crotti, P.; Favero, L.; Macchia, F.; Pineschi, M. *Tetrahedron* 1997, **53**, 14369.
88. Castan, F.; Bigg, D. C. H. *J. Heterocycl. Chem.* 1993, **30**, 1125.
89. Le Merrer, Y.; Gravier-Pelletier, C.; Maton, W.; Numa, M.; Depezay, J.-C. *Synlett* 1999, 1322.
90. Vilsmaier, E.; Fath, J.; Maas, G. *Synthesis* 1991, 1142.

91. Wagemann, R.; Vilsmaier, E.; Maas, G. *Tetrahedron* 1995, **51**, 8815.
92. Vilsmaier, E.; Dotzauer, M.; Wagemann, R.; Tetzlaff, C.; Fath, J.; Schlag, W.-R.; Bergsträber, U. *Tetrahedron* 1995, **51**, 11183.
93. Banks, M. R.; Blake, A. J.; Cadogan, J. I. G.; Doyle, A. A.; Gosney, I.; Hodgson, P. K. G.; Thorburn, P. *Tetrahedron* 1996, **52**, 4079.
94. van Niel, M. B.; Freedman, S. B.; Matassa, V. G.; Patel, S.; Pengilley, R. R.; Smith, A. J. *Bioorg. Med. Chem. Lett.* 1995, **5**, 1421.
95. Gangjee, A.; Vasudevan, A.; Queener, S. F.; Kisliuk, R. L. *J. Med. Chem.* 1995, **38**, 1778.
96. Vettel, S.; Lutz, C.; Knochel, P. *Synlett* 1996, 731.
97. Vettel, S.; Lutz, C.; Diefenbach, A.; Haderlein, G.; Hammerschmidt, S.; Kühling, K.; Mofid, M.-R.; Zimmermann, T.; Knochel, P. *Tetrahedron: Asymmetry* 1997, **8**, 779.
98. Niemz, A.; Imbroglio, J.; Rotello, V. M. *J. Am. Chem. Soc.* 1997, **119**, 887.
99. Madder, A.; De Clercq, P. J.; Declercq, J.-P. *J. Org. Chem.* 1998, **63**, 2548.
100. Wang, Q.; Sasaki, A.; Potier, P. *Tetrahedron* 1998, **54**, 15759.
101. Petersen, G. V.; Wengel, J. *Tetrahedron* 1995, **51**, 2145.
102. Gangjee, A.; Zaveri, N.; Kothare, M.; Queener, S. F. *J. Med. Chem.* 1995, **38**, 3660.
103. Heinz, T.; Wang, G.; Pfaltz, A.; Minder, B.; Schürch, M.; Mallat, T.; Baiker, A. *J. Chem. Soc., Chem. Commun.* 1995, 1421.
104. Minder, B.; Schürch, M.; Mallat, T.; Baiker, A.; Heinz, T.; Pfaltz, A.; *J. Catal.* 1996, **160**, 261.
105. Kim, S.; Oh, C. H.; Ko, J. S.; Ahn, K. H.; Kim, Y. J. *J. Org. Chem.* 1985, **50**, 1927.
106. Kim, S. *Pure Appl. Chem.* 1987, **59**, 1005.
107. Dowerah, D.; Spence, J. T.; Singh, R.; Wedd, A. G.; Wilson, G. L.; Farchione, F.; Enemark, J. H.; Kristofski, J.; Bruck, M. *J. Am. Chem. Soc.* 1987, **109**, 5655.
108. Quagliato, D. A.; Humber, L. G.; Joslyn, B. L.; Soll, R. M.; Browne, E. N. C.; Shaw, C.; Van Engen, D. *Bioorg. Med. Chem. Lett.* 1991, **1**, 39.
109. Soll, R. M.; Quagliato, D. A.; Deininger, D. D.; Dollings, P. J.; Joslyn, B. L.; Dolak, T. M.; Lee, S. J.; Bohan, C.; Wojdan, A.; Morin, M. E.; Oshiro, G. *Bioorg. Med. Chem. Lett.* 1991, **1**, 591.
110. Campiani, G.; Nacci, V.; Garofalo, A.; Botta, M.; Fiorini, I.; Tafi, A.; Bruni, G.; Romeo, M. R.; Peres, A.; Bertollini, L. *Bioorg. Med. Chem. Lett.* 1992, **2**, 1193.
111. Cain, G. A.; Christos, T. E.; Eyermann, C. J.; Gilligan, P. J.; Grigoriadis,

- D. E.; Johnson, A. L.; Tam, S. W. *Bioorg. Med. Chem. Lett.* 1994, **4**, 329.
112. Li, T.; Janda, K. D. *Bioorg. Med. Chem. Lett.* 1995, **5**, 2001.
113. Campiani, G.; Garofalo, A.; Fiorini, I.; Botta, M.; Nacci, V.; Tafi, A.; Chiarini, A.; Budriesi, R.; Bruni, G.; Romeo, M. R. *J. Med. Chem.* 1995, **38**, 4393.
114. Martín-Martínez, M.; Herranz, R.; García-López, M. T.; González-Muñiz, R. *Tetrahedron* 1996, **52**, 13991.
115. Boyé, S.; Guillaumet, G.; Viaud, M.-C. *Heterocycles* 1997, **45**, 537.
116. Peng, L.; Wirz, J.; Goeldner, M. *Tetrahedron Lett.* 1997, **38**, 2961.
117. Kim, H.-O.; Carroll, B.; Lee, M. S. *Synth. Commun.* 1997, **27**, 2505.
118. Joseph, B.; Chapellier, V.; Mérour, J.-V.; Léonce, S. *Heterocycles* 1999, **51**, 1423.
119. Mouaddib, A.; Joseph, B.; Hasnaoui, A.; Mérour, J.-V.; Léonce, S. *Heterocycles* 1999, **51**, 2127.
120. Patiño-Molina, R.; Herranz, R.; García-López, M. T.; González-Muñiz, R. *Tetrahedron* 1999, **55**, 15001.
121. Ocain, T. D.; Deininger, D. D.; Russo, R.; Senko, N. A.; Katz, A.; Kitzen, J. M.; Mitchell, R.; Oshiro, G.; Russo, A.; Stupienski, R.; McCaully, R. J. *J. Med. Chem.* 1992, **35**, 823.
122. Kagel, J. R.; Wang, B.; Mertes, M. P. *J. Org. Chem.* 1993, **58**, 2738.
123. Yiu, S.; Knaus, E. E. *Arch. Pharm. Pharm. Med. Chem.* 1997, **330**, 35; *Chem. Abstr.* 1997, **127**, 44468.
124. Bravo, A.; Gómez-Monterrey, I.; González-Muñiz, R.; García-López, M. T. *J. Chem. Soc., Perkin Trans. 1* 1991, 3117.
125. Liotta, L. J.; Lee, J.; Ganem, B. *Tetrahedron* 1991, **47**, 2433.
126. Monge, A.; Aldana, I.; Cerecetto, H.; Rivero, A. J. *Heterocycl. Chem.* 1995, **32**, 1429.
127. Rosen, G. M. *J. Med. Chem.* 1974, **17**, 358.
128. Barbarin, F.; Chevarin, B.; Germain, J. P.; Fabre, C.; Cabaret, D. *Mol. Cryst. Liq. Cryst.* 1978, **46**, 195.
129. Glöggler, K. G.; Balasubramanian, K.; Beth, A.; Fritzsche, T. M.; Park, J. H.; Pearson, D. E.; Trommer, W. E.; Venkataramu, S. D. *Biochim. Biophys. Acta* 1982, **701**, 224.
130. Philip, R.; McIntyre, J. O.; Robinson, B. H.; Huth, H.; Trommer, W. E.; Fleischer, S. *Biochim. Biophys. Acta* 1984, **790**, 251.
131. Hoffmann, R. W.; Barth, B. *Chem. Ber.* 1985, **118**, 634.
132. Bartsch, R. A.; Cho, B. R. *J. Am. Chem. Soc.* 1989, **111**, 2252.
133. Newcomb, M.; Varick, T. R.; Goh, S.-H. *J. Am. Chem. Soc.* 1990, **112**, 5186.
134. Patrick, K. S.; Nguyen, B. L.; McCallister, J. D. *J. Chromatogr.* 1992,

583, 254.

135. Pollegioni, L.; Langkau, B.; Tischer, W.; Ghisla, S.; Pilone, M. S. *J. Biol. Chem.* 1993, **268**, 13850.
136. Pilar, J.; Labsky, J.; Schlick, S. *J. Phys. Chem.* 1995, **99**, 12947.
137. Loeppky, R. N.; Singh, S. P.; Elomari, S.; Hastings, R.; Theiss, T. E. *J. Am. Chem. Soc.* 1998, **120**, 5193.
138. Fraij, B.; Hartman, F. C. *J. Biol. Chem.* 1982, **257**, 3501.
139. Gacheru, S. N.; Trackman, P. C.; Calaman, S. D.; Greenaway, F. T.; Kagan, H. B. *J. Biol. Chem.* 1989, **264**, 12963.
140. Tadanier, J.; Lee, C.-M.; Whittern, D.; Wideburg, N. *Carbohydr. Res.* 1990, **201**, 185.
141. Ackland, M. J.; Dring, L. G.; Jones, J. R.; Gilon, N. *J. Labeled Comp. Radiopharm.* 1991, **29**, 909.
142. Matthews, I.; Petrak, K. *Biopolymers* 1993, **33**, 453.
143. Liang, T. M.; Kreevoy, M. M. *Inorg. Synth.* 1982, **21**, 167.
144. Weichet, J.; Hodrová, J.; Bláha, L. *Collect. Czech. Chem. Commun.* 1961, **26**, 2040; *Chem. Abstr.* 1962, **127**, 31166.
145. Jones, T. H.; Franko, J. B.; Blum, M. S.; Fales, H. M. *Tetrahedron Lett.* 1980, **21**, 789.
146. Zimmerman, M. P.; Gates, M. D. *J. Org. Chem.* 1982, **47**, 1592.
147. Slavinskaya, V. A.; Chipens, G. I.; Katkevich, M. Y.; Sile, D. É.; Korchagova, É. K.; Grigor'eva, V. D.; Lukevits, É. *Chem. Heterocycl. Compd. (Engl. Transl.)* 1996, **32**, 405; *Chem. Abstr.* 1996, **127**, 301550.
148. Yokoyama, M.; Ikeue, T.; Ochiai, Y.; Momotake, A.; Yamaguchi, K.; Togo, H. *J. Chem. Soc., Perkin Trans.* **1** 1998, 2185.
149. Momotake, A.; Mito, J.; Yamaguchi, K.; Togo, H.; Yokoyama, M. *J. Org. Chem.* 1998, **63**, 7207.
150. Yokoyama, M.; Momotake, A. *Synthesis* 1999, 1541.
151. Colson, P.-J.; Hegedus, L. S. *J. Org. Chem.* 1993, **58**, 5918.
152. Gribble, G. W.; Nutaitis, C. F. *Synthesis* 1987, 709.
153. Giumanini, A. G.; Chiavari, G.; Scarponi, F. L. *Anal. Chem.* 1976, **48**, 484.
154. Giumanini, A. G.; Chiavari, G.; Musiani, M. M.; Rossi, P. *Synthesis* 1980, 743.
155. Chiavari, G.; Giumanini, A. G. *J. Chromatogr.* 1981, **206**, 555.
156. Giumanini, A. G.; Verardo, G.; Gei, M. H.; Lassiani, L. *J. Labeled Comp. Radiopharm.* 1987, **24**, 255.
157. Comeford, L.; Grunwald, E.; Begum, M. K.; Pradhan, J. *J. Phys. Chem.* 1990, **94**, 2714.

158. Verardo, G.; Giumanini, A. G.; Favret, G.; Strazzolini, P. *Synthesis* 1991, 447.
159. Verardo, G.; Giumanini, A. G.; Strazzolini, P.; Poiana, M. *Synthesis* 1993, 121.
160. Verardo, G.; Giumanini, A. G.; Strazzolini, P. *Synth. Commun.* 1994, **24**, 609.
161. Smrcina, M.; Vyskocil, S.; Polívková, J.; Poláková, J.; Sejbal, J.; Hanus, V.; Polásek, M.; Verrier, H.; Kocovský, P. *Tetrahedron: Asymmetry* 1997, **8**, 537.
162. Vyskocil, S.; Smrcina, M.; Kocovský, P. *Collect. Czech. Chem. Commun.* 1998, **63**, 515.
163. Vyskocil, S.; Jaracz, S.; Smrcina, M.; Stícha, M.; Hanus, V.; Polásek, M.; Kocovský, P. *J. Org. Chem.* 1998, **63**, 7727.
164. Vyskocil, S.; Smrcina, M.; Hanus, V.; Polásek, M.; Kocovský, P. *J. Org. Chem.* 1998, **63**, 7738.
165. McCarthy, J. R.; Matthews, D. P.; Broersma, R. J.; McDermott, R. D.; Kastner, P. R.; Hornsperger, J.-M.; Demeter, D. A.; Weintraub, H. J. R.; Whitten, J. P. *J. Med. Chem.* 1990, **33**, 1866.
166. Means, G. E.; Feeney, R. E. *Biochemistry* 1968, **7**, 2192.
167. Limberg, G.; Thiem, J. *Synthesis* 1994, 317.
168. Pichat, L.; Tostain, J. J. *Labeled Comp. Radiopharm.* 1979, **16**, 245.
169. Ogawa, H.; Yamashita, H.; Kondo, K.; Yamamura, Y.; Miyamoto, H.; Kan, K.; Kitano, K.; Tanaka, M.; Nakaya, K.; Nakamura, S.; Mori, T.; Tominaga, M.; Yabuuchi, Y. *J. Med. Chem.* 1996, **39**, 3547.
170. Kurihara, T.; Sakamoto, Y.; Kimura, T.; Ohishi, H.; Harusawa, S.; Yoneda, R.; Suzutani, T.; Azuma, M. *Chem. Pharm. Bull.* 1996, **44**, 900.
171. O'Brien, P. M.; Sliskovic, D. R.; Blankley, C. J.; Roth, B. D.; Wilson, M. W.; Hamelehle, K. L.; Krause, B. R.; Stanfield, R. L. *J. Med. Chem.* 1994, **37**, 1810.
172. Muller, D.; Zeltser, I.; Bitan, G.; Gilon, C. *J. Org. Chem.* 1997, **62**, 411.
173. Trost, B. M.; Godleski, S. A.; Genêt, J. P. *J. Am. Chem. Soc.* 1978, **100**, 3930.
174. Psotta, K.; Wiechers, A. *Tetrahedron* 1979, **35**, 255.
175. Yaouanc, J.-J.; Le Bris, N.; Clément, J.-C.; Handel, H.; des Abbayes, H. *J. Chem. Soc., Chem. Commun.* 1993, 696.
176. Honda, T.; Haze, N.; Ishige, H.; Masuda, K.; Naito, K.; Susuki, Y. *J. Chem. Soc. Perkin Trans.* **1** 1993, 539.
177. Le Bris, N.; Yaouanc, J.-J.; Clément, J.-C.; Handel, H.; des Abbayes, H. *Tetrahedron Lett.* 1993, **34**, 5429.
178. Elliot, J. M.; Cascieri, M. A.; Chicchi, G.; Davies, S.; Kelleher, F. J.;

- Kurtz, M.; Ladduwahetty, T.; Lewis, R. T.; MacLeod, A. M.; Merchant, K. J.; Sadowski, S.; Stevenson, G. I. *Bioorg. Med. Chem. Lett.* 1998, **8**, 1845.
179. Ragunathan, K. G.; Bharadwaj, P. K. *Tetrahedron Lett.* 1992, **33**, 7581.
180. Ragunathan, K. G.; Shukla, R.; Mishra, S.; Bharadwaj, P. K. *Tetrahedron Lett.* 1993, **34**, 5631.
181. Dhont, K. I.; Lippens, W.; Herman, G.; Goeminne, A. M. *Bull. Soc. Chim. Belg.* 1992, **101**, 1061; *Chem. Abstr.* 1993, **119**, 8790.
182. Edlin, C. D.; Faulkner, S.; Parker, D.; Wilkinson, M. P.; Woods, M.; Lin, J.; Lasri, E.; Neth, F.; Port, M. *New J. Chem.* 1998, **22**, 1359.
183. Grethe, G.; Lee, H. L.; Uskokovic, M.; Brossi, A. *J. Org. Chem.* 1968, **33**, 491.
184. Kametani, T.; Takahashi, K.; Loc, C. V. *Tetrahedron* 1975, **31**, 235.
185. Yamato, M.; Hashigaki, K.; Ishikawa, S.; Hitomi, S.; Koikeguchi, T. *Chem. Pharm. Bull.* 1988, **36**, 1758.
186. Taniguchi, K.; Tsubaki, K.; Take, K.; Okumura, K.; Terai, T.; Shiokawa, Y. *Chem. Pharm. Bull.* 1994, **42**, 896.
187. Take, K.; Okumura, K.; Tsubaki, K.; Taniguchi, K.; Terai, T.; Shiokawa, Y. *Chem. Pharm. Bull.* 1996, **44**, 1858.
188. Bhattacharyya, S. *Tetrahedron Lett.* 1994, **35**, 2401.
189. Bhattacharyya, S. *Synth. Commun.* 1994, **24**, 2713.
190. Bhattacharyya, S. *J. Chem. Res. (S)* 1995, 36.
191. Bhattacharyya, S. *Synth. Commun.* 1995, **25**, 9.
192. Bhattacharyya, S. *J. Org. Chem.* 1995, **60**, 4928.
193. Bunnell, A. E.; Flippin, L. E.; Liu, Y. *J. Org. Chem.* 1997, **62**, 9305.
194. Neidigh, K. A.; Avery, M. A.; Williamson, J. S.; Bhattacharyya, S. *J. Chem. Soc., Perkin Trans. 1* 1998, 2527.
195. Bhattacharyya, S.; Neidigh, K. A.; Avery, M. A.; Williamson, J. S. *Synlett* 1999, 1781.
196. Shibasaki, M.; Kojima, A.; Shimizu, S. *J. Heterocycl. Chem.* 1998, **35**, 1057.
197. Shimizu, S.; Ohori, K.; Arai, T.; Sasai, H.; Shibasaki, M. *J. Org. Chem.* 1998, **63**, 7547.
198. Bhattacharyya, S. *Synlett* 1994, 1029.
199. Bhattacharyya, S. *J. Chem. Soc., Perkin Trans. 1* 1995, 1845.
200. Bhattacharyya, S.; Chatterjee, A.; Williamson, J. S. *Synlett* 1995, 1079.
201. Thomas, J. B.; Hault, X. M.; Rothman, R. B.; Burgess, J. P.; Mascarella, S. W.; Xu, H.; Horel, R. B.; Dersch, C. M.; Carroll, F. I. *Bioorg. Med. Chem. Lett.* 1999, **9**, 3053.

202. Armstrong, J. D., III; Wolfe, C. D.; Keller, J. L.; Lynch, J.; Bhupathy, M.; Volante, R. P.; DeVita, R. J. *Tetrahedron Lett.* 1997, **38**, 1531.
203. Borg, G.; Cogan, D. A.; Ellman, J. A. *Tetrahedron Lett.* 1999, **40**, 6709.
204. Cvetovich, R. J.; Kelly, D. H.; DiMichele, L. M.; Shuman, R. F.; Grabowski, E. J. *J. Org. Chem.* 1994, **59**, 7704.
205. Bhattacharyya, S. *Synth. Commun.* 1995, **25**, 2061.
206. Bhattacharyya, S.; Chatterjee, A.; Williamson, J. S. *Synth. Commun.* 1997, **27**, 4265.
207. Bhattacharyya, S.; Chatterjee, A.; Duttachowdhury, S. K. *J. Chem. Soc., Perkin Trans. 1* 1994, 1.
208. Bhattacharyya, S. *Synth. Commun.* 1995, **25**, 3597.
209. Thomas, C.; Ohnmacht, U.; Zahn, K.; Mohr, K.; Gmeiner, P. *Pharmazie* 1999, **54**, 248; *Chem. Abstr.* 1999, **131**, 18952.
210. Ranu, B. C.; Majee, A.; Sarkar, A. *J. Org. Chem.* 1998, **63**, 370.
211. Xu, D.; Ciszewski, L.; Li, T.; Repic, O.; Blacklock, T. J. *Tetrahedron Lett.* 1998, **39**, 1107.
212. Katritzky, A. R.; Rachwal, S.; Rachwal, B. *J. Chem. Soc., Perkin Trans. 1* 1987, 805.
213. Katritzky, A. R.; Yannakapoulou, K.; Lue, P.; Rasala, D.; Urogodi, L. J. *J. Chem. Soc., Perkin Trans. 1* 1989, 225.
214. Rieger, D. L. *J. Org. Chem.* 1997, **62**, 8546.
215. Varma, R. S.; Dahiya, R. *Tetrahedron* 1998, **54**, 6293.
216. Czollner, L.; Kuszmann, J.; Vasella, A. *Helv. Chim. Acta* 1990, **73**, 1338.
217. Barton, D. H. R.; Kirby, G. W. *J. Chem. Soc.* 1962, 806.
218. Barton, D. H. R.; Kirby, G. W.; Taylor, J. B.; Thomas, G. M. *J. Chem. Soc.* 1963, 4545.
219. Vysotskii, V. I. *Zh. Org. Khim.* 1968, **4**, 1494; *Chem. Abstr.* 1969, **70**, 28431.
220. Vysotskii, V. I. *Khim. Geterotsikl. Soedin.* 1970, 1236.
221. Potmischil, F.; Vierhapper, F. W.; Kalchhauser, H. *Monatsh. Chem.* 1998, **129**, 515; *Chem. Abstr.* 1998, **129**, 108984.
222. Yoon, N. M.; Kim, E. G.; Son, H. S.; Choi, J. *Synth. Commun.* 1993, **23**, 1595.
223. Lee, S. Y.; Cho, B. T.; Yoon, N. M. *Bull. Korean Chem. Soc.* 1998, **19**, 1268; *Chem. Abstr.* 1998, **130**, 81059.
224. Creswell, M. W.; Bolton, G. L.; Hodges, J. C.; Meppen, M. *Tetrahedron* 1998, **54**, 3983.
225. Nah, J. H.; Kim, S. Y.; Yoon, N. M. *Bull. Korean Chem. Soc.* 1998, **19**, 269; *Chem. Abstr.* 1998, **128**, 270176

226. Kim, S. Y.; Yoon, N. M. Bull. Korean Chem. Soc. 1998, **19**, 891; Chem. Abstr. 1998, **129**, 260159.
227. Dolling, U.-H.; Douglas, A. W.; Grabowski, E. J. J.; Schoenewaldt, E. F.; Sohar, P.; Sletzing, M. J. Org. Chem. 1978, **43**, 1634.
228. Cosmao, J.-M.; Collignon, N.; Quéguiner, G. J. Heterocycl. Chem. 1979, **16**, 973.
229. White, R. H. J. Labeled Comp. Radiopharm. 1983, **20**, 787.
230. Genin, M. J.; Poel, T. J.; Yagi, Y.; Biles, C.; Althaus, I.; Keiser, B. J.; Kopta, L. A.; Friis, J. M.; Reusser, F.; Adams, W. J.; Olmsted, R. A.; Voorman, R. L.; Thomas, R. C.; Romero, D. L. J. Med. Chem. 1996, **39**, 5267.
231. Chicheportiche, R.; Balerna, M.; Lombet, A.; Romey, G.; Lazdunski, M. Eur. J. Biochem. 1980, **104**, 617.
232. Delfino, J. M.; Schreiber, S. L.; Richards, F. M. J. Am. Chem. Soc. 1993, **115**, 3458.
233. Robins, S. P.; Bailey, A. J. Biochem. Biophys. Res. Commun. 1972, **48**, 76.
234. Than, C.; Morimoto, H.; Andres, H.; Williams, P. G. J. Labeled Comp. Radiopharm. 1996, **38**, 694.
235. Gribble, G. W.; Lord, P. D.; Skotnicki, J.; Dietz, S. E.; Eaton, J. T.; Johnson, J. L. J. Am. Chem. Soc. 1974, **96**, 7812.
236. Iwakuma, T.; Umino, N.; Itoh, N. J. Synth. Org. Chem. 1977, **35**, 300.
237. Malmvik, A.-C.; Obenius, U.; Henriksson, U. J. Org. Chem. 1988, **53**, 221.
238. Nutaitis, C. F. J. Chem. Ed. 1989, **66**, 673.
239. Gribble, G. W. In *Encyclopedia of Reagents for Organic Synthesis*; Paquette, L. A., Ed.; Wiley: New York, 1995; Vol. **7**, pp. 4649–4652.
240. De, D.; Byers, L. D.; Krogstad, D. J. J. Heterocycl. Chem. 1997, **34**, 315.
241. Katayama, H.; Ohkoshi, M.; Yasue, M. Chem. Pharm. Bull. 1980, **28**, 2226.
242. McKenzie, T. C. Synthesis 1983, 288.
243. Ishii, H.; Ishikawa, T.; Ichikawa, Y.; Sakamoto, M.; Ishikawa, M.; Takahashi, T. Chem. Pharm. Bull. 1984, **32**, 2984.
244. Uchida, M.; Chihiro, M.; Morita, S.; Yamashita, H.; Yamasaki, K.; Kanbe, T.; Yabuuchi, Y.; Nakagawa, K. Chem. Pharm. Bull. 1990, **38**, 534.
245. Oklobdzija, M.; Fajdiga, T.; Kovac, T.; Zonno, F.; Sega, A.; Sunjic, V. Acta Pharm. Jugosl. 1980, **30**, 121; Chem. Abstr. 1981, **94**, 121481.
246. Gribble, G. W.; Nutaitis, C. F.; Leese, R. M. Heterocycles 1984, **22**, 379.
247. Gribble, G. W.; Jasinski, J. M.; Pellicone, J. T.; Panetta, J. A. Synthesis 1978, 766.

248. Marchini, P.; Liso, G.; Reho, A.; Liberatore, F.; Moracci, F. M. *J. Org. Chem.* 1975, **40**, 3453.
249. Vanderplas, B.; Murtiashaw, C. W.; Sinay, T.; Urban, F. J. *Org. Prep. Proced. Int.* 1992, **24**, 685.
250. McGill, J. M.; LaBell, E. S.; Williams, M. *Tetrahedron Lett.* 1996, **37**, 3977.
251. Heitsch, H.; Wagner, A.; Yadav-Bhatnagar, N.; Griffoul-Marteau, C. *Synthesis* 1996, 1325.
252. Burks, J. E., Jr.; Espinosa, L.; LaBell, E. S.; McGill, J. M.; Ritter, A. R.; Speakman, J. L.; Williams, M.; Bradley, D. A.; Haehl, M. G.; Schmid, C. R. *Org. Process Res. Dev. J.* 1997, **1**, 198.
253. Yamada, K.; Takeda, M.; Iwakuma, T. *J. Chem. Soc., Perkin Trans. 1* 1983, 265.
254. Bleicher, L. S.; Cosford, N. D. P.; Herbaut, A.; McCallum, J. S.; McDonald, I. A. *J. Org. Chem.* 1998, **63**, 1109.
255. Hantehzadeh, M.; Hajipour, A. R. *J. Org. Chem.* 1999, **64**, 3475.
256. Gribble, G. W.; Heald, P. W. *Synthesis* 1975, 650.
257. Liso, G.; Reho, A.; Trapani, G.; Moracci, F. M. *Phosphorus Sulfur* 1976, **2**, 123.
258. Gribble, G. W.; Wright, S. W. *Heterocycles* 1982, **19**, 229.
259. Trapani, G.; Reho, A.; Morlacchi, F.; Latrofa, A.; Marchini, P.; Venturi, F.; Cantalamessa, F. *Farmaco, Ed. Sci.* 1985, **40**, 369; *Chem. Abstr.* 1985, **103**, 87826.
260. Kuehne, M. E.; Zebovitz, T. C. *J. Org. Chem.* 1987, **52**, 4331.
261. Knefeli, F.; Mayer, K. K.; Wiegrebe, W. *Arch. Pharm. (Weinheim, Ger.)* 1990, **323**, 145.
262. Vigante, B.; Ozols, J.; Duburs, G. *Khim. Geterotsikl. Soedin.* 1991, **27**, 1680; *Chem. Abstr.* 1992, **117**, 171184.
263. Verardo, G.; Toniutti, N.; Giumanini, A. G. *Tetrahedron* 1997, **53**, 3707.
264. Turnbull, K.; Krein, D. M. *Synthesis* 1999, 391.
265. Krein, D. M.; Sullivan, P. J.; Turnbull, K. *Tetrahedron Lett.* 1996, **37**, 6045
266. Gribble, G. W.; Hoffman, J. H. *Synthesis* 1977, 859.
267. Gribble, G. W.; Leiby, R. W.; Sheehan, M. N. *Synthesis* 1977, 856.
268. Kumar, Y.; Florvall, L. *Synth. Commun.* 1983, **13**, 489.
269. Balogh, E. R.; Zsardon, B.; Csámpai, A.; Pál, R. *Synth. Commun.* 1994, **24**, 701.
270. Brown, D. B.; Mahon, M. F.; Ninan, A.; Sainsbury, M. J. *Chem. Soc., Perkin Trans. 1* 1995, 3117.
271. Kuehne, P.; Linden, A.; Hesse, M. *Helv. Chim. Acta* 1996, **79**, 1085.

272. Abdel-Magid, A. F.; Maryanoff, C. A.; Carson, K. G. *Tetrahedron Lett.* 1990, **31**, 5595.
273. Abdel-Magid, A. F.; Maryanoff, C. A. *Synlett* 1990, 537.
274. Gribble, G. W.; Ferguson, D. C. *J. Chem. Soc., Chem. Commun.* 1975, 535.
275. Evans, D. A.; Chapman, K. T.; Carreira, E. M. *J. Am. Chem. Soc.* 1988, **110**, 3560.
276. Yokum, T. S.; Bursavich, M. G.; Piha-Paul, S. A.; Hall, D. A.; McLaughlin, M. L. *Tetrahedron Lett.* 1997, **38**, 4013.
277. Hart, D. J.; Leroy, V. *Tetrahedron* 1995, **51**, 5757.
278. Coe, J. W.; Vetelino, M. G.; Bradlee, M. J. *Tetrahedron Lett.* 1996, **37**, 6045.
279. deSolms, S. J.; Giuliani, E. A.; Graham, S. L.; Koblan, K. S.; Kohl, N. E.; Mosser, S. D.; Oliff, A. I.; Pompliano, D. L.; Rands, E.; Scholz, T. H.; Wiscount, C. M.; Gibbs, J. B.; Smith, R. L. *J. Med. Chem.* 1998, **41**, 2651.
280. Dinsmore, C. J.; Bergman, J. M. *J. Org. Chem.* 1998, **63**, 4131.
281. Pae, A. N.; Kim, H. Y.; Joo, H. J.; Kim, B. H.; Cho, Y. S.; Choi, K. I.; Choi, K. I.; Choi, J. H.; Koh, H. K. *Bioorg. Med. Chem. Lett.* 1999, **9**, 2679.
282. Pégorier, L.; Petit, Y.; Larchevêque, M. *J. Chem. Soc., Chem. Commun.* 1994, 633.
283. Haddad, M.; Larchevêque, M. *Tetrahedron Lett.* 1996, **37**, 4525.
284. Beausoleil, E.; L'Archevêque, B.; Bélec, L.; Atfani, M.; Lubell, W. D. *J. Org. Chem.* 1996, **61**, 9447.
285. Maryanoff, B. E.; McComsey, D. F.; Taylor, R. J., Jr.; Gardocki, J. F. *J. Med. Chem.* 1981, **24**, 79.
286. Thorsett, E. D.; Harris, E. E.; Patchett, A. A. *J. Org. Chem.* 1978, **43**, 4276.
287. Shishido, K.; Hiroya, K.; Komatsu, H.; Fukumoto, K.; Kametani, T. *J. Chem. Soc., Chem. Commun.* 1986, 904.
288. Shishido, K.; Hiroya, K.; Komatsu, H.; Fukumoto, K.; Kametani, T. *J. Chem. Soc., Perkin Trans. 1* 1987, 2491.
289. Shishido, K.; Fukumoto, K. *J. Synth. Org. Chem. Japan* 1988, **46**, 1179; *Chem. Abstr.* 1989, **110**, 192274.
290. Ram, S.; Spicer, L. D. *J. Labeled Comp. Radiopharm.* 1989, **27**, 661.
291. Ram, S.; Ehrenkauf, R. E. *Tetrahedron Lett.* 1985, **26**, 5367.
292. Ram, S.; Ehrenkauf, R. E.; Jewett, D. M. *Appl. Radiat. Isot.* 1986, **37**, 391; *Chem. Abstr.* 1987, **106**, 50005.
293. Ram, S.; Spicer, L. D. *Synth. Commun.* 1989, **19**, 3561.

294. Ram, S.; Spicer, L. D. *Appl. Radiat. Isot.* 1989, **40**, 413; *Chem. Abstr.* 1989, **111**, 134068.
295. Ram, S.; Ehrenkaufner, R. E.; Spicer, L. D. *Appl. Radiat. Isot.* 1989, **40**, 425; *Chem. Abstr.* 1989, **111**, 194561.
296. Ashimori, A.; Matsuura, T.; Overman, L. E.; Poon, D. J. *J. Org. Chem.* 1993, **58**, 6949.
297. Fuji, K.; Kawabata, T.; Ohmori, T.; Node, M. *Synlett* 1995, 367.
298. Hutchins, R. O.; Learn, K.; Mazer, B.; Pytlewski, D.; Pelter, A. *Org. Prep. Proced. Int.* 1984, **16**, 335.
299. Moormann, A. E. *Synth. Commun.* 1993, **23**, 789.
300. Bomann, M. D.; Guch, I. C.; DiMare, M. J. *J. Org. Chem.* 1995, **60**, 5995.
301. Swayze, E. E.; Sanghvi, Y. S. *Synlett* 1997, 859.
302. Kikugawa, Y.; Saito, K.; Yamada, S. *Synthesis* 1978, 447.
303. Beak, P.; Selling, G. W. *J. Org. Chem.* 1989, **54**, 5574.
304. Bellon, L.; Workman, C.; Gonzalez, C.; Wincott, F. *Nucleosides Nucleotides* 1997, **16**, 951.
305. Billman, J. H.; McDowell, J. W. *J. Org. Chem.* 1961, **26**, 1437.
306. Plante, L. T. *J. Org. Chem.* 1971, **36**, 860.
307. Chaykovsky, M.; Modest, E. J.; Sengupta, S. K. *J. Heterocycl. Chem.* 1977, **14**, 661.
308. Madhavarao, M. S.; Chaykovsky, M.; Sengupta, S. K. *J. Med. Chem.* 1978, **21**, 958.
309. Plante, L. T.; Williamson, K. L.; Pastore, E. J. *Methods Enzymol.* 1980, **66**, 533.
310. Birdsall, B.; De Graw, J.; Feeney, J.; Hammond, S.; Searle, M. S.; Roberts, G. C. K.; Colwell, W. T.; Crase, J. *FEBS Lett.* 1987, **217**, 106.
311. Soyka, R.; Pfeleiderer, W. *Pteridines* 1990, **2**, 63.
312. Rosowsky, A.; Forsch, R. A.; Bader, H.; Freisheim, J. H. *J. Med. Chem.* 1991, **34**, 1447.
313. Werner-Simon, S.; Pfeleiderer, W. *J. Heterocycl. Chem.* 1996, **33**, 949.
314. Maunder, P.; Finglas, P. M.; Mallet, A. I.; Mellon, F. A.; Razzaque, M. A.; Ridge, B.; Vahteristo, L.; Witthöft, C. *J. Chem. Soc., Perkin Trans.* **1** 1999, 1311.
315. Rosowsky, A.; Forsch, R. A.; Null, A.; Moran, R. G. *J. Med. Chem.* 1999, **42**, 3510.
316. Taylor, E. C.; Palmer, D. C.; George, T. J.; Fletcher, S. R.; Tseng, C. P.; Harrington, P. J.; Beardsley, G. P. *J. Org. Chem.* 1983, **48**, 4852.
317. Rosowsky, A.; Forsch, R. A.; Reich, V. E.; Freisheim, J. H.; Moran, R. G. *J. Med. Chem.* 1992, **35**, 1578.

318. Taylor, E. C.; Yoon, C.; Hamby, J. M. *J. Org. Chem.* 1994, **59**, 7092.
319. Gangjee, A.; Devraj, R.; Queener, S. F. *J. Med. Chem.* 1997, **40**, 470.
320. Fukase, K.; Nakayama, H.; Kurosawa, M.; Ikegaki, T.; Kanoh, T.; Hase, S.; Kusumoto, S. *J. Carbohydr. Chem.* 1994, **13**, 715.
321. Parushev, S.; Vlahov, Y.; Vlahov, R.; Nickel, P.; Snatzke, G. *Collect. Czech. Chem. Commun.* 1991, **56**, 1110; *Chem. Abstr.* 1991, **115**, 71361.
322. Gangjee, A.; Vasudevan, A.; Queener, S. F.; Kisliuk, R. L. *J. Med. Chem.* 1996, **39**, 1438.
323. Harada, H.; Morie, T.; Suzuki, T.; Yoshida, T.; Kato, S. *Tetrahedron* 1998, **54**, 10671.
324. Singh, S. K.; Dev, I. K.; Duch, D. S.; Ferone, R.; Smith, G. K.; Freisheim, J. H.; Hynes, J. B. *J. Med. Chem.* 1991, **34**, 606.
325. Singh, S. K.; Singer, S. C.; Ferone, R.; Waters, K. A.; Mullin, R. J.; Hynes, J. B. *J. Med. Chem.* 1992, **35**, 2002.
326. Cabacungan, J. C.; Ahmed, A. I.; Feeney, R. E. *Anal. Biochem.* 1982, **124**, 272.
327. Trapani, G.; Reho, A.; Latrofa, A. *Synthesis* 1983, 1013.
328. Horn, A. S.; Tepper, P.; Van der Weide, J.; Watanabe, M.; Grigoriadis, D.; Seeman, P. *Pharm. Weekbl., Sci. Ed.* 1985, **7**, 208; *Chem. Abstr.* 1986, **104**, 180037.
329. Coppinga, S.; Dijkstra, D.; de Vries, J. B.; Grol, C. J.; Horn, A. S. *Recl. Trav. Chim. Pays-Bas* 1993, **112**, 137.
330. Borch, R. F.; Levitan, S. R. *J. Org. Chem.* 1972, **37**, 2347.
331. Morales, H. R.; Pérez-Juárez, M.; Cuéllar, L.; Mendoza, L.; Fernández, H.; Contreras, R. *Synth. Commun.* 1984, **14**, 1213.
332. Iwasaki, G.; Kimura, R.; Numao, N.; Kondo, K. *Chem. Lett.* 1988, 1691.
333. Johansson, A.; Lindstedt, E.-L.; Olsson, T. *Acta Chem. Scand.* 1997, **51**, 351.
334. Pentimalli, L.; Milani, G. *Ann. Chim. (Rome)* 1979, **69**, 563; *Chem. Abstr.* 1980, **93**, 149915.
335. Kirst, H. A.; Wind, J. A.; Leeds, J. P.; Willard, K. E.; Debono, M.; Bonjouklian, R.; Greene, J. M.; Sullivan, K. A.; Paschal, J. W.; Deeter, J. B.; Jones, N. D.; Ott, J. L.; Felty-Duckworth, A. M.; Counter, F. T. *J. Med. Chem.* 1990, **33**, 3086.
336. Celewicz, L.; Urjasz, W.; Golankiewicz, K. *Nucleosides Nucleotides* 1993, **12**, 951.
337. Sekine, M.; Kadokura, M.; Satoh, T.; Seio, K.; Wada, T.; Fischer, U.; Sumpter, V.; Lührmann, R. *J. Org. Chem.* 1996, **61**, 4412.
338. Barluenga, J.; Bayón, A. M.; Asensio, G. *J. Chem. Soc., Chem.*

- Commun. 1984, 1334.
339. Outurquin, F.; Lerouge, P.; Paulmier, C. Bull. Soc. Chim. Fr. 1986, 259.
340. Suda, H.; Ohkubo, M.; Matsunaga, K.; Yamamura, S.; Shimomoto, W.; Kimura, N.; Shizuri, Y. Tetrahedron Lett. 1993, **34**, 3797.
341. Liu, M.-C.; Lin, T.-S.; Cory, J. G.; Cory, A. H.; Sartorelli, A. C. J. Med. Chem. 1996, **39**, 2586.
342. Chaplin, D. A.; Fraser, N.; Tiffin, P. D. Tetrahedron Lett. 1997, **38**, 7931.
343. Ando, A.; Shioiri, T. Tetrahedron 1989, **45**, 4969.
344. Szardenings, A. K.; Burkoth, T. S.; Look, G. C.; Campbell, D. A. J. Org. Chem. 1996, **61**, 6720.
345. Fevig, J. M.; Buriak, J., Jr.; Cacciola, J.; Alexander, R. S.; Kettner, C. A.; Knabb, R. M.; Pruitt, J. R.; Weber, P. C.; Wexler, R. R. Bioorg. Med. Chem. Lett. 1998, **8**, 301.
346. Sharma, S. K.; Songster, M. F.; Colpitts, T. L.; Hegyes, P.; Barany, G.; Castellino, F. J. J. Org. Chem. 1993, **58**, 4993.
347. Songster, M. F.; Vágner, J.; Barany, G. Lett. Pept. Sci. 1996, **2**, 265; Chem. Abstr. 1996, **124**, 233127.
348. Bhatt, U.; Mohamed, N.; Just, G.; Roberts, E. Tetrahedron Lett. 1997, **38**, 3679.
349. Salvi, J.-P.; Walchshofer, N.; Paris, J. Tetrahedron Lett. 1994, **35**, 1181.
350. Hara, S.; Ikegami, H.; Shono, A.; Mega, T.; Ikenaka, T.; Matsushima, Y. Anal. Biochem. 1979, **97**, 116
351. Hase, S.; Hara, S.; Matsushima, Y. J. Biochem. 1979, **85**, 217.
352. Hase, S.; Ikenaka, T.; Matsushima, Y. J. Biochem. 1981, **90**, 407.
353. Oshima, R.; Kumanotani, J. Chem. Lett. 1981, 943.
354. Oshima, R.; Yamauchi, Y.; Kumanotani, J. Carbohydr. Res. 1982, **107**, 169.
355. Perini, F.; Peters, B. P. Anal. Biochem. 1982, **123**, 357.
356. Hase, S.; Ibuki, T.; Ikenaka, T. J. Biochem. 1984, **95**, 197.
357. Wang, W. T.; LeDonne, N. C., Jr.; Ackerman, B.; Sweeley, C. C. Anal. Biochem. 1984, **141**, 366.
358. Coles, E.; Reinhold, V. N.; Carr, S. A. Carbohydr. Res. 1985, **139**, 1.
359. Rosenfelder, G.; Mörgelin, M.; Chang, J.-Y.; Schönenberger, C. A.; Braun, D. G.; Towbin, H. Anal. Biochem. 1985, **147**, 156.
360. Her, G. R.; Santikarn, S.; Reinhold, V. N.; Williams, J. C. J. Carbohydr. Chem. 1987, **6**, 129.
361. Shinomiya, K.; Toyoda, H.; Akahoshi, A.; Ochiai, H.; Imanari, T. J. Chromatogr. 1987, **387**, 481.
362. Nishikawa, A.; Fujii, S.; Sugiyama, T.; Taniguchi, N. Anal. Biochem.

- 1988, **170**, 349.
363. Osuga, D. T.; Feather, M. S.; Shah, M. J.; Feeney, R. E. J. *Prot. Chem.* 1989, **8**, 519.
364. Murray, M. C.; Bhavanandan, V. P.; Davidson, E. A. *Carbohydr. Res.* 1989, **186**, 255.
365. van Dam, J. E. G.; Maas, A. A. M.; Kamerling, J. P.; Vliegthart, J. F. G. *Carbohydr. Res.* 1989, **187**, 25.
366. Jackson, P. *Biochem. J.* 1990, **270**, 705.
367. Kondo, A.; Suzuki, J.; Kuraya, N.; Hase, S.; Kato, I.; Ikenaka, T. *Agric. Biol. Chem.* 1990, **54**, 2169.
368. Lee, K. B.; Al-Hakim, A.; Loganathan, D.; Linhardt, R. J. *Carbohydr. Res.* 1991, **214**, 155.
369. Lee, K. B.; Desai, U. R.; Palcic, M. M.; Hindsgaul, O.; Linhardt, R. J. *Anal. Biochem.* 1992, **205**, 108.
370. Vorndran, A. E.; Grill, E.; Huber, C.; Oefner, P. J.; Bonn, G. K. *Chromatographia* 1992, **34**, 109; *Chem. Abstr.* 1992, **117**, 208319.
371. Oefner, P. J.; Vorndran, A. E.; Grill, E.; Huber, C.; Bonn, G. K. *Chromatographia* 1992, **34**, 308; *Chem. Abstr.* 1993, **118**, 15651.
372. Chiesa, C.; Horváth, C. J. *Chromatogr.* 1993, **645**, 337.
373. Li, D. T.; Her, G. R. *Anal. Biochem.* 1993, **211**, 250.
374. Kubelka, V.; Altmann, F.; Staudacher, E.; Tretter, V.; März, L.; Hård, K.; Kamerling, J. P.; Vliegthardt, J. F. G. *Eur. J. Biochem.* 1993, **213**, 1193.
375. Kim, Y. S.; Liu, J.; Han, X. J.; Pervin, A.; Linhardt, R. J. *J. Chromatogr. Sci.* 1995, **33**, 162.
376. Klockow, A.; Amadò, R.; Widmer, H. M.; Paulus, A. *Electrophoresis* 1996, **17**, 110.
377. Honda, S. J. *Chromatogr., A* 1996, **720**, 183.
378. Paulus, A.; Klockow, A. J. *Chromatogr., A* 1996, **720**, 353.
379. Nguyen, D. T.; Lerch, H.; Zemmann, A.; Bonn, G. *Chromatographia* 1997, **46**, 113; *Chem. Abstr.* 1997, **127**, 314244.
380. Hong, S.-P.; Lee, Y.-M.; Nakamura, H. *Arch. Pharm. Res.* 1997, **20**, 184.
381. Funakubo, T.; Matsuura, M.; Oda, Y.; Miki, Y.; Suzuki, S.; Wang, L.-X.; Lee, Y. C.; Kakehi, K. *Chromatography* 1997, **18**, 322.
382. van Ramesdonk, H. J.; Verhoeven, J. W.; de Boer, T. J. *Bioorg. Chem.* 1977, **6**, 403.
383. Varlet, J.-M.; Collignon, N.; Savignac, P. *Tetrahedron* 1981, **37**, 3713.
384. Stevens, R. V.; Beaulieu, N.; Chan, W. H.; Daniewski, A. R.; Takeda, T.; Waldner, A.; Williard, P. G.; Zutter, U. J. *Am. Chem. Soc.* 1986, **108**,

1039.

385. Shibata, K.; Takegawa, S.; Koizumi, N.; Yamakoshi, N.; Shimizawa, E. *Chem. Pharm. Bull.* 1992, **40**, 935.
386. Hirst, G. C.; Johnson, T. O.; Jr.; Overman, L. E. *J. Am. Chem. Soc.* 1993, **115**, 2992.
387. Soltysik, S.; Wu, J.-Y.; Recchia, J.; Wheeler, D. A.; Newman, M. J.; Coughlin, R. T.; Kensil, C. R. *Vaccine* 1995, **13**, 1403; *Chem. Abstr.* 1995, **124**, 126964.
388. Martin, S. F.; Puckette, T. A. *Tetrahedron Lett.* 1978, 4229.
389. Martin, S. F.; Puckette, T. A.; Colapret, J. A. *J. Org. Chem.* 1979, **44**, 3391.
390. Kirst, H. A.; Willard, K. E.; Debono, M.; Toth, J. E.; Truedell, B. A.; Leeds, J. P.; Ott, J. L.; Felty-Duckworth, A. M.; Counter, F. T.; Ose, E. E.; Crouse, G. D.; Tustin, J. M.; Omura, S. *J. Antibiot.* 1989, **42**, 1673.
391. Milioni, C.; Jung, L.; Koch, B. *Eur. J. Med. Chem.* 1991, **26**, 947.
392. Lin, X.; Kavash, R. W.; Mariano, P. S. *J. Org. Chem.* 1996, **61**, 7335.
393. Luppa, P.; Hauck, S.; Schwab, I.; Birkmayer, C.; Hauptmann, H. *Bioconjugate Chem.* 1996, **7**, 332.
394. McFarland, J. W.; Hecker, S. J.; Jaynes, B. H.; Jefson, M. R.; Lundy, K. M.; Vu, C. B.; Glazer, E. A.; Froshauer, S. A.; Hayashi, S. F.; Kamicker, B. J.; Reese, C. P.; Olson, J. A. *J. Med. Chem.* 1997, **40**, 1041.
395. Abbadi, M.; Holman, G. D.; Morin, C.; Ress, W. D.; Yang, J. *Tetrahedron Lett.* 1999, **40**, 5861.
396. Walton, D. J.; McPherson, J. D.; Hvidt, T.; Szarek, W. A. *Carbohydr. Res.* 1987, **167**, 123.
397. Ichikawa, M.; Igarashi, Y.; Ichikawa, Y. *Tetrahedron Lett.* 1995, **36**, 1767.
398. Boutigue, M.-H.; Jacquesy, R. *Bull. Soc. Chim. Fr.* 1973, 750.
399. Röder, E.; Focken, P. H. *J. Labeled Comp. Radiopharm.* 1978, **15**, 197.
400. Guthrie, J. P.; Cullimore, P. A.; McDonald, R. S.; O'Leary, S. *Can. J. Chem.* 1982, **60**, 747.
401. Bellini, A. M.; Quaglio, M. P.; Guarneri, M. *Farmaco, Ed. Sci.* 1986, **41**, 401; *Chem. Abstr.* 1987, **106**, 84937.
402. Bellini, A. M.; Quaglio, M. P.; Mencini, E.; Guarneri, M.; Cavazzini, G.; Fini, A. *Arch. Pharm. (Weinheim, Ger.)* 1989, **322**, 879.
403. Moriarty, R. M.; Enache, L. A.; Kinney, W. A.; Allen, C. S.; Canary, J. W.; Tuladhar, S. M.; Guo, L. *Tetrahedron Lett.* 1995, **36**, 5139.
404. Christy, M. E.; Anderson, P. S.; Britcher, S. F.; Colton, C. D.; Evans, B. E.; Remy, D. C.; Engelhardt, E. L. *J. Org. Chem.* 1979, **44**, 3117.
405. Brieskorn, C. H.; Eschelbach, H. *Arch. Pharm. (Weinheim, Ger.)* 1979,

312, 752.

406. Lee, C.-M.; Plattner, J. J.; Ours, C. W.; Horrom, B. W.; Smital, J. R.; Pernet, A. G.; Bunnell, P. R.; El Masry, S. E.; Dodge, P. W. *J. Med. Chem.* 1984, **27**, 1579.
407. Tochtermann, W.; Peters, U. *Tetrahedron Lett.* 1991, **32**, 483.
408. Ryckman, D. M.; Stevens, R. V. *J. Org. Chem.* 1987, **52**, 4274.
409. Thomas, E. W.; Cudahy, M. M.; Spilman, C. H.; Dinh, D. M.; Watkins, T. L.; Vidmar, T. J. *J. Med. Chem.* 1992, **35**, 1233.
410. Johnson, S. J. *J. Org. Chem.* 1995, **60**, 8089.
411. Demopoulos, V.; Gavalas, A.; Rekas, G.; Tani, E. *J. Heterocycl. Chem.* 1995, **32**, 1145.
412. Vilsmaier, E.; Fath, J.; Tetzlaff, C.; Maas, G. *J. Chem. Soc., Perkin Trans. 2* 1993, 1895.
413. Wagemann, R.; Seibel, J.; Vilsmaier, E.; Mass, G. *Tetrahedron* 1994, **50**, 731.
414. Atkinson, E. R.; Bullock, F. J.; Granchelli, F. E.; Archer, S.; Rosenberg, F. J.; Teiger, D. G.; Nachod, F. C. *J. Med. Chem.* 1975, **18**, 1000.
415. Armenise, D.; Trapani, G.; Arrivo, V.; Morlacchi, F. *J. Heterocycl. Chem.* 1990, **27**, 1521.
416. Minamite, Y.; Tsuji, Y.; Hirobe, H.; Ohgami, H.; Katsuda, Y. *J. Pest. Sci.* 1982, **7**, 349.
417. van der Bent, A.; Blommaert, A. G. S.; Melman, C. T. M.; IJzerman, A. P.; van Wijngaarden, I.; Soudijn, W. *J. Med. Chem.* 1992, **35**, 1042.
418. Shin, D. M.; Schanze, K. S.; Whitten, D. G. *J. Am. Chem. Soc.* 1989, **111**, 8494.
419. Zandbergen, P.; van den Nieuwendijk, A. M. C. H.; Brussee, J.; van der Gen, A.; Kruse, C. G. *Tetrahedron* 1992, **48**, 3977.
420. Zandbergen, P.; Willems, H. M. G.; van der Marel, G. A.; Brussee, J.; van der Gen, A. *Synth. Commun.* 1992, **22**, 2781.
421. Brown, R. F. C.; Jackson, W. R.; McCarthy, T. D. *Tetrahedron: Asymmetry* 1993, **4**, 2149.
422. de Vries, E. F. J.; Steenwinkel, P.; Brussee, J.; Kruse, C. G.; van der Gen, A. *J. Org. Chem.* 1993, **58**, 4315.
423. Warmerdam, E. J. C.; Brussee, J.; van der Gen, A.; Kruse, C. G. *Helv. Chim. Acta* 1994, **77**, 252.
424. de Vries, E. F. J.; Brussee, J.; van der Gen, A. *J. Org. Chem.* 1994, **59**, 7133.
425. Brown, R. F. C.; Donohue, A. C.; Jackson, W. R.; McCarthy, T. D. *Tetrahedron* 1994, **50**, 13739.
426. Warmerdam, E. J. C.; van Rijn, R. D.; Brussee, J.; Kruse, C. G.; van der

- Gen, A. *Tetrahedron: Asymmetry* 1996, **7**, 1723.
427. Effenberger, F.; Jäger, J. *J. Org. Chem.* 1997, **62**, 3867.
428. Barmore, R. M.; Logan, S. R.; VanWaganen, B. C. *Tetrahedron Lett.* 1998, **39**, 3451.
429. Brown, R. T.; Leonard, J.; Sleigh, S. K. *J. Chem. Soc., Chem. Commun.* 1977, 636.
430. Brown, R. T.; Leonard, J. *J. Chem. Soc., Chem. Commun.* 1978, 725.
431. Brown, R. T.; Leonard, J. *Tetrahedron Lett.* 1978, 1605.
432. Brown, R. T.; Curless, D. *Tetrahedron Lett.* 1986, **27**, 6005.
433. Bernotas, R. C.; Ganem, B. *Carbohydr. Res.* 1987, **167**, 312.
434. Liotta, L. J.; Ganem, B. *Synlett* 1990, 503.
435. Fukuyama, T.; Yang, L. *J. Am. Chem. Soc.* 1989, **111**, 8303.
436. Borch, R. F.; Ho, B. C. *J. Org. Chem.* 1977, **42**, 1225.
437. Schumacher-Wandersleb, M. H. M. G.; Petersen, S.; Peter, M. G. *Liebigs Ann. Chem.* 1994, 555.
438. Bernotas, R. C. *Tetrahedron Lett.* 1990, **31**, 469.
439. Bernotas, R. C.; Papandreou, G.; Urbach, J.; Ganem, B. *Tetrahedron Lett.* 1990, **31**, 3393.
440. Yasuda, N.; Williams, R. M. *Tetrahedron Lett.* 1989, **30**, 3397.
441. Han, Y.; Chorev, M. *J. Org. Chem.* 1999, **64**, 1972.
442. Solé, D.; Bonjoch, J. *Tetrahedron Lett.* 1991, **32**, 5183.
443. Manescalchi, F.; Nardi, A. R.; Savoia, D. *Tetrahedron Lett.* 1994, **35**, 2775.
444. Baxter, E. W.; Reitz, A. B. *J. Org. Chem.* 1994, **59**, 3175.
445. Jones, T. H.; Blum, M. S.; Fales, H. M.; Thompson, C. R. *J. Org. Chem.* 1980, **45**, 4778.
446. Jones, T. H.; Highet, R. J.; Blum, M. S.; Fales, H. M. *J. Chem. Ecol.* 1984, **10**, 1233.
447. Jones, T. H.; Highet, R. J.; Don, A. W.; Blum, M. S. *J. Org. Chem.* 1986, **51**, 2712.
448. Jones, T. H.; Stahly, S. M.; Don, A. W.; Blum, M. S. *J. Chem. Ecol.* 1988, **14**, 2197.
449. Jones, T. H.; Laddago, A.; Don, A. W.; Blum, M. S. *J. Nat. Prod.* 1990, **53**, 375.
450. Chand, D. K.; Bharadwaj, P. K. *Tetrahedron Lett.* 1996, **37**, 8443.
451. Zhao, H.; Mootoo, D. R. *J. Org. Chem.* 1996, **61**, 6762.
452. Barili, P. L.; Berti, G.; Catelani, G.; D'Andrea, F.; De Rensis, F.; Puccioni, L. *Tetrahedron* 1997, **53**, 3407.
453. Morr, M.; Ernst, L. *Chem. Ber.* 1979, **112**, 2815.

454. Saavedra, J. E. *J. Org. Chem.* 1985, **50**, 2271.
455. Fülöp, F.; Huber, I.; Bernáth, G.; Hönig, H.; Seuffer-Wasserthal, P. *Magy. Kem. Foly.* 1991, **97**, 104.
456. Jian, L. S.; Aiqiao, M.; Guishu, Y.; Yaozhong, J. *Synth. Commun.* 1992, **22**, 1497.
457. Janin, Y. L.; Aubertin, A.-M.; Chiaroni, A.; Riche, C.; Monneret, C.; Bisagni, E.; Grierson, D. S. *Tetrahedron* 1996, **52**, 15157.
458. Knabe, J.; Buchheit, W. *Arch. Pharm. (Weinheim, Ger.)* 1985, **318**, 727.
459. Delgado, A.; Mauleon, D.; Rosell, Y. G. *An. Quim., Ser. C* 1987, **83**, 322; *Chem. Abstr.* 1989, **110**, 75419.
460. Wagner, B.; Beugelmans, R.; Zhu, J. *Tetrahedron Lett.* 1996, **37**, 6557.
461. Liso, G.; Trapani, G.; Reho, A.; Latrofa, A. *Synthesis* 1985, 288.
462. Wälchli, R.; Bienz, S.; Hesse, M. *Helv. Chim. Acta* 1985, **68**, 484.
463. Lednicer, D.; Von Voigtlander, P. F.; Emmert, D. E. *J. Med. Chem.* 1980, **23**, 424.
464. Pettersson, I.; Sandström, J. *Acta Chem. Scand., Ser. B* 1984, **38**, 397.
465. Detzer, N.; Burkhard, O.; Schaffrin, H.; Liptay, W. *Z. Naturforsch., B: Chem Sci.* 1987, **42**, 1129; *Chem. Abstr.* 1988, **109**, 6184.
466. Kudzma, L. V.; Evans, S. M.; Turnbull, S. P., Jr.; Severnak, S. A.; Ezell, E. F. *Bioorg. Med. Chem. Lett.* 1995, **5**, 1177.
467. Sugiyama, N.; Akahoshi, F.; Kuwahara, S.; Kajii, M.; Sakaue, Y.; Yakamaru, H.; Sugiura, M.; Fukaya, C. *J. Med. Chem.* 1994, **37**, 1977.
468. Kuroita, T.; Sakamori, M.; Kawakita, T. *Chem. Pharm. Bull.* 1996, **44**, 756.
469. Parker, K. A.; Dermatakis, A. *J. Org. Chem.* 1997, **62**, 4164.
470. Hu, Y.-H.; Ryder, T. R.; Rafferty, M. F.; Feng, M. R.; Lotarski, S. M.; Rock, D. M.; Sinz, M.; Stoehr, S. J.; Taylor, C. P.; Weber, M. L.; Bowersox, S. S.; Miljanich, G. P.; Millerman, E.; Wang, Y.-X.; Szoke, B. G. *J. Med. Chem.* 1999, **42**, 4239.
471. Tang, P. W.; Williams, J. M. *Carbohydr. Res.* 1985, **136**, 259.
472. Hase, S.; Ikenaka, T.; Matsushima, Y. *Biochem. Biophys. Res. Commun.* 1978, **85**, 257.
473. Honda, S.; Ohmura, T.; Segawa, Y.; Minematsu, T.; Kakehi, K. *J. Chromatogr.* 1987, **419**, 51.
474. Honda, S.; Kakehi, K.; Ohmura, T.; Morita, M. *Biomed. Environ. Mass Spect.* 1988, **15**, 233.
475. Sattangi, P. D.; Barrio, J. R.; Leonard, N. J. *J. Am. Chem. Soc.* 1980, **102**, 770.
476. Romero, D. L.; Olmsted, R. A.; Poel, T. J.; Morge, R. A.; Biles, C.; Keiser, B. J.; Kopta, L. A.; Friis, J. M.; Hosley, J. D.; Stefanski, K. J.;

- Wishka, D. G.; Evans, D. B.; Morris, J.; Stehle, R. G.; Sharma, S. K.; Yagi, Y.; Voorman, R. L.; Adams, W. J.; Tarpley, W. G.; Thomas, R. C. *J. Med. Chem.* 1996, **39**, 3769.
477. Nelsen, S. F.; Weisman, G. R. *Tetrahedron Lett.* 1973, 2321.
478. Klioze, S. S.; Bauer, V. J.; Geyer, H. M., III *J. Med. Chem.* 1977, **20**, 610.
479. Thunus, L. *Ann. Pharm. Fr.* 1979, **37**, 537; *Chem. Abstr.* 1980, **93**, 71709.
480. Braun, U.; Shulgin, A. T.; Braun, G. J. *Pharm. Sci.* 1980, **69**, 192.
481. Matsubara, H.; Inokoshi, J.; Nakagawa, A.; Tanaka, H.; Omura, S. J. *Antibiot.* 1983, **36**, 1713.
482. Uneme, H.; Mitsudera, H.; Kamikado, T.; Kono, Y.; Manabe, Y.; Numada, M. *Biosci. Biotech. Biochem.* 1992, **56**, 2023; *Chem. Abstr.* 1993, **119**, 65518.
483. Dhainault, A.; Régnier, G.; Atassi, G.; Pierré, A.; Léonce, S.; Kraus-Berthier, L.; Prost, J.-F. *J. Med. Chem.* 1992, **35**, 2481.
484. Shen, J.-K.; Katayama, H.; Takatsu, N.; Shiro, I. *J. Chem. Soc., Perkin Trans. 1* 1993, 2087.
485. Rutjes, F. P. J. T.; Hiemstra, H.; Pirrung, F. O. H.; Speckamp, W. N. *Tetrahedron* 1993, **49**, 10027.
486. Shen, J.-K.; Katayama, H. *J. Chem. Soc., Perkin Trans. 1* 1994, 1871.
487. Boga, C.; Manescalchi, F.; Savoia, D. *Tetrahedron* 1994, **50**, 4709.
488. Ruxer, J. M.; Lachoux, C.; Ousset, B.; Torregrosa, J. L.; Mattioda, G. J. *Heterocycl. Chem.* 1994, **31**, 409.
489. Verardo, G.; Toniutti, N.; Giumanini, A. G. *Can. J. Chem.* 1998, **76**, 1180.
490. Ternansky, R. J.; Draheim, S. E. *Tetrahedron* 1992, **48**, 777.
491. Morgan, P. H.; Beckett, A. H. *Tetrahedron* 1975, **31**, 2595.
492. Taylor, W. G.; Coutts, R. T. *Drug Metab. Dispos.* 1977, **5**, 564; *Chem. Abstr.* 1978, **88**, 115024.
493. Møller, B. L.; McFarlane, I. J.; Conn, E. E. *Acta Chem. Scand., Ser. B* 1977, **31**, 343.
494. Malik, B. K.; McFarlane, I. J. *Ind. J. Chem. Sect. B* 1978, **16B**, 76; *Chem. Abstr.* 1978, **88**, 170453.
495. Møller, B. L. *J. Labeled Comp. Radiopharm.* 1978, **14**, 663.
496. Cooper, A. J. L.; Griffith, O. W. *J. Biol. Chem.* 1979, **254**, 2748.
497. Clement, B.; Beckett, A. H. *Arch. Pharm. (Weinheim, Ger.)* 1981, **314**, 716.
498. Gill, R.; Alexander, S. P.; Moffat, A. C. *J. Chromatogr.* 1981, **218**, 639.
499. Högberg, T.; Lundström, J. *Acta Chem. Scand., Ser. B* 1982, **36**, 85.

500. Beckett, A. H.; Hutt, A. J.; Navas, G. E. *Xenobiotica* 1983, **13**, 391;
Chem. Abstr. 1984, **100**, 131996.
501. Fujiwara, J.; Sano, H.; Maruoka, K.; Yanamoto, H. *Tetrahedron Lett.*
1984, **25**, 2367.
502. Benhaoua, H.; Piet, J.-P.; Danion-Bougot, R.; Toupet, L.; Carrie, R. *Bull.*
Soc. Chim. Fr. 1987, 325.
503. Beckett, A. H.; Navas, G. E.; Hutt, A. J. *Xenobiotica* 1988, **18**, 61;
Chem. Abstr. 1988, **108**, 123996.
504. Rajagopal, R.; Møller, I.; Olsen, C. E. *Phytochemistry* 1991, **30**, 1405.
505. Tronchet, J. M. J.; Cabrini, D.; Zosimo-Landolfo, G. Z. *Naturforsch., Teil*
B 1992, **47**, 1341.
506. Kurtzweil, M. L.; Loo, D.; Beak, P. J. *Am. Chem. Soc.* 1993, **115**, 421.
507. Oppolzer, W.; Cintas-Moreno, P.; Tamura, O.; Cardinaux, F. *Helv. Chim.*
Acta 1993, **76**, 187.
508. Tronchet, J. M. J.; Zsély, M.; Capek, K.; Komaromi, I.; Geoffroy, M.; De
Clercq, E.; Balzarini, J. *Nucleosides Nucleotides* 1994, **13**, 1871.
509. Lee, Y. B.; Park, M. H.; Folk, J. E. *J. Med. Chem.* 1995, **38**, 3053.
510. Ngu, K.; Patel, D. V. *J. Org. Chem.* 1997, **62**, 7088.
511. de Boer, D.; Tan, L. P.; Gorter, P.; van de Wal, R. M. A.; Kettenes-van
den Bosch, J. J.; de Bruijn, E. A.; Maes, R. A. A. *J. Mass Spectrom.*
1997, **32**, 1236.
512. Hogg, J. H.; Ollman, I. R.; Haeggström, J. Z.; Wetterholm, A.;
Samuelsson, B.; Wong, C.-H. *Bioorg. Med. Chem.* 1995, **3**, 1405.
513. Kilgore, J. L.; Aberhart, D. J. *J. Chem. Soc., Perkin Trans. 1* 1991, 79.
514. Griesgraber, G.; Kramer, M. J.; Elliot, R. L.; Nilius, A. M.; Ewing, P. J.;
Raney, P. M.; Bui, M.-H.; Flamm, R. K.; Chu, D. T. W.; Plattner, J. J.; Or,
Y. S. *J. Med. Chem.* 1998, **41**, 1660.
515. Schwartz, B. A.; Gray, G. R. *Arch. Biochem. Biophys.* 1977, **181**, 542.
516. Trüeb, B.; Hughes, G. J.; Winterhalter, K. H. *Anal. Biochem.* 1982, **119**,
330.
517. Walton, D. J.; Ison, E. R.; Szarek, W. A. *Carbohydr. Res.* 1984, **128**, 37.
518. Ravandi, A.; Kuksis, A.; Shaikh, N.; Jackowski, G. *Lipids* 1997, **32**, 989.
519. Cooper, R. D. G.; Snyder, N. J.; Zweifel, M. J.; Staszak, M. A.; Wilkie, S.
C.; Nicas, T. I.; Mullen, D. L.; Butler, T. F.; Rodriguez, M. J.; Huff, B. E.;
Thompson, R. C. *J. Antibiot.* 1996, **49**, 575.
520. Congreve, M. S. *Synlett* 1996, 359.
521. Heidempergher, F.; Pillan, A.; Pinciroli, V.; Vaghi, F.; Arrigoni, C.; Bolis,
G.; Caccia, C.; Dho, L.; McArthur, R.; Varasi, M. *J. Med. Chem.* 1997,
40, 3369.
522. Armer, R. E.; Barlow, J. S.; Dutton, C. J.; Greenway, D. H. J.;

- Greenwood, S. D. W.; Lad, N.; Tommasini, I. *Bioorg. Med. Chem. Lett.* 1997, **7**, 2585.
523. Rosen, T. J.; Coffman, K. J.; McLean, S.; Crawford, R. T.; Bryce, D. K.; Gohda, Y.; Tsuchiya, M.; Nagahisa, A.; Nakane, M.; Lowe, J. A., III *Bioorg. Med. Chem. Lett.* 1998, **8**, 281.
524. Hanessian, S.; Frenette, R. *Tetrahedron Lett.* 1979, 3391.
525. Fleet, G. W. J.; Gough, M. J.; Smith, P. W. *Tetrahedron Lett.* 1984, **25**, 1853.
526. Pederson, R. L.; Kim, M.-J.; Wong, C.-H. *Tetrahedron Lett.* 1988, **29**, 4645.
527. Pederson, R. L.; Wong, C.-H. *Heterocycles* 1989, **28**, 477.
528. Von der Osten, C. H.; Sinskey, A. J.; Barbas, C. F., III; Pederson, R. L.; Wang, Y.-F.; Wong, C.-H. *J. Am. Chem. Soc.* 1989, **111**, 3924.
529. Straub, A.; Effenberger, F.; Fischer, P. *J. Org. Chem.* 1990, **55**, 3926.
530. Kajimoto, T.; Chen, L.; Liu, K.-C.; Wong, C.-H. *J. Am. Chem. Soc.* 1991, **113**, 6678.
531. Chen, L.; Dumas, D. P.; Wong, C.-H. *J. Am. Chem. Soc.* 1992, **114**, 741.
532. Enders, D.; Jegelka, U. *Synlett* 1992, 999.
533. Takaoka, Y.; Kajimoto, T.; Wong, C.-H. *J. Org. Chem.* 1993, **58**, 4809.
534. Farr, R. A.; Holland, A. K.; Huber, E. W.; Peet, N. P.; Weintraub, P. M. *Tetrahedron* 1994, **50**, 1033.
535. Legler, G.; Stütz, A.; Immich, H. *Carbohydr. Res.* 1995, **272**, 17.
536. Ichikawa, Y.; Igarashi, Y. *Tetrahedron Lett.* 1995, **36**, 4585.
537. Berger, A.; Ebner, M.; Stütz, A. E. *Tetrahedron Lett.* 1995, **36**, 4989.
538. Bentley, N.; Dowdeswell, C. S.; Singh, G. *Heterocycles* 1995, **41**, 2499.
539. Solladié, G.; Chu, G.-H. *Tetrahedron Lett.* 1996, **37**, 111.
540. Baudat, A.; Vogel, P. *Tetrahedron Lett.* 1996, **37**, 483.
541. Igarashi, Y.; Ichikawa, M.; Ichikawa, Y. *Bioorg. Med. Chem. Lett.* 1996, **6**, 553.
542. Igarashi, Y.; Ichikawa, M.; Ichikawa, Y. *Tetrahedron Lett.* 1996, **37**, 2707.
543. Fechter, M. H.; Gradnig, G.; Berger, A.; Mirtl, C.; Schmid, W.; Stütz, A. *Carbohydr. Res.* 1998, **309**, 367.
544. Shilvock, J. P.; Fleet, G. W. J. *Synlett* 1998, 554.
545. Shilvock, J. P.; Nash, R. J.; Watson, A. A.; Winters, A. L.; Butters, T. D.; Dwek, R. A.; Winkler, D. A.; Fleet, G. W. J. *J. Chem. Soc., Perkin Trans.* **1** 1999, 2747.
546. Kloetzel, M. C. *J. Am. Chem. Soc.* 1947, **69**, 2271.
547. Brown, E.; Dhal, R.; Casals, P. F. *Tetrahedron* 1972, **28**, 5607.

548. Brown, E.; Bonte, A. *Tetrahedron Lett.* 1975, **33**, 2881.
549. Stevens, R. V.; Lee, A. W. M. *J. Chem. Soc., Chem. Commun.* 1982, 102.
550. Stevens, R. V.; Lee, A. W. M. *J. Chem. Soc., Chem. Commun.* 1982, 103.
551. Vavrecka, M.; Hesse, M. *Helv. Chim. Acta* 1989, **72**, 847.
552. Paterne, M.; Dhal, R.; Brown, E. *Bull. Chem. Soc. Jpn* 1989, **62**, 1321.
553. Vavrecka, M.; Hesse, M. *Helv. Chim. Acta* 1991, **74**, 438.
554. Janowitz, A.; Vavrecka, M.; Hesse, M. *Helv. Chim. Acta* 1991, **74**, 1352.
555. Kamal, A.; Rao, N. V. *Chem. Commun.* 1996, 385.
556. Miyashita, M.; Awen, B. Z. E.; Yoshikoshi, A. *Chem. Lett.* 1990, 239.
557. Denmark, S. E.; Thorarensen, A.; Middleton, D. S. *J. Org. Chem.* 1995, **60**, 3574.
558. Iida, H.; Watanabe, Y.; Kibayashi, C. *Tetrahedron Lett.* 1986, **27**, 5513.
559. Ohta, T.; Sato, N.; Kimura, T.; Nozoe, S.; Izawa, K. *Tetrahedron Lett.* 1988, **29**, 4305.
560. Yamazaki, N.; Kibayashi, C. *J. Am. Chem. Soc.* 1989, **111**, 1396.
561. Jegham, S.; Das, B. C. *Tetrahedron Lett.* 1989, **30**, 2801.
562. Watanabe, Y.; Iida, H.; Kibayashi, C. *J. Org. Chem.* 1989, **54**, 4088.
563. Ito, M.; Kibayashi, C. *Tetrahedron Lett.* 1990, **31**, 5065.
564. Gómez-Monterrey, I.; Domínguez, M. J.; González-Muñiz, R.; Harto, J. R.; García-López, M. T. *Tetrahedron Lett.* 1991, **32**, 1089.
565. Machinaga, N.; Kibayashi, C. *J. Org. Chem.* 1992, **57**, 5178.
566. Grandjean, C.; Rosset, S.; Célérier, J. P.; Llommet, G. *Tetrahedron Lett.* 1993, **34**, 4517.
567. Ina, H.; Ito, M.; Kibayashi, C. *J. Chem. Soc., Chem. Commun.* 1995, 1015.
568. Domínguez, M. J.; García-López, M. T.; Herranz, R.; Martín-Martínez, M.; González-Muñiz, R. *J. Chem. Soc., Perkin Trans. 1* 1995, 2839.
569. Munchhof, M. J.; Meyers, A. I. *J. Am. Chem. Soc.* 1995, **117**, 5399.
570. Soulié, J.; Betzer, J.-F.; Muller, B.; Lallemand, J.-Y. *Tetrahedron Lett.* 1995, **36**, 9485.
571. Ina, H.; Ito, M.; Kibayashi, C. *J. Org. Chem.* 1996, **61**, 1023.
572. Célimène, C.; Dhimane, H.; Saboreau, A.; Lhommet, G. *Tetrahedron: Asymmetry* 1996, **7**, 1585.
573. Norbeck, D. W.; Kramer, J. B. *Tetrahedron Lett.* 1987, **28**, 773.
574. Kumar, K. K.; Datta, A. *Tetrahedron* 1999, **55**, 13899.
575. Royer, J.; Husson, H.-P. *J. Org. Chem.* 1985, **50**, 670.
576. Herczegh, P.; Kovács, I.; Szilágyi, L.; Zsély, M.; Sztaricskai, F.;

- Berecibar, A.; Olesker, A.; Lukacs, G. *Tetrahedron Lett.* 1992, **33**, 3133.
577. Angle, S. R.; Breitenbucher, J. G. *Tetrahedron Lett.* 1993, **34**, 3985.
578. Horni, A.; Hubáček, I.; Hesse, M. *Helv. Chim. Acta* 1994, **77**, 579.
579. Herczegh, P.; Kovács, I.; Szilágyi, L.; Sztaricskai, F.; Berecibar, A.; Riche, C.; Chiaroni, A.; Olesker, A. Lukacs, G. *Tetrahedron* 1994, **50**, 13671.
580. Munchhof, M. J.; Meyers, A. I. *J. Org. Chem.* 1995, **60**, 7084.
581. Berry, M. B.; Rowlands, G. J.; Craig, D.; Jones, P. S. *Chem. Commun.* 1997, 2141.
582. Lombart, H.-G.; Lubell, W. D. *J. Org. Chem.* 1994, **59**, 6147.
583. Swarbrick, M. E.; Gosselin, F.; Lubell, W. D. *J. Org. Chem.* 1999, **64**, 1993.
584. Ruiz, M.; Ojea, V.; Quintela, J. M. *Synlett* 1999, 204.
585. Fleet, G. W. J.; Smith, P. W.; Evans, S. V.; Fellows, L. E. *J. Chem. Soc., Chem. Commun.* 1984, 1240.
586. Bashyal, B. P.; Fleet, G. W. J.; Gough, M. J.; Smith, P. W. *Tetrahedron* 1987, **43**, 3083.
587. Mueller, R.; Revesz, L. *Tetrahedron Lett.* 1994, **35**, 4091.
588. Behling, J.; Farid, P.; Medich, J. R.; Scaros, M. G.; Prunier, M.; Weier, R. M.; Khanna, I. *Synth. Commun.* 1991, **21**, 1383.
589. Cox, G. G.; Harwood, L. M. *Tetrahedron: Asymmetry* 1994, **5**, 1669.
590. Vanucci, C.; Brusson, X.; Verdel, V.; Zana, F.; Dhimane, H.; Lhommet, G. *Tetrahedron Lett.* 1995, **36**, 2971
591. Cariou, M.; Hazard, R.; Jubault, M.; Tallec, A. *Can. J. Chem.* 1983, **61**, 2539.
592. Eis, M. J.; Rule, C. J.; Wurzburg, B. A.; Ganem, B. *Tetrahedron Lett.* 1985, **26**, 5397.
593. Gribble, G. W.; Switzer, F. L.; Soll, R. M. *J. Org. Chem.* 1988, **53**, 3164.
594. Di, J.; Rajanikanth, B.; Szarek, W. A. *J. Chem. Soc., Perkin Trans. 1* 1992, 2151.
595. Baillie, L. C.; Bearder, J. R.; Whiting, D. A. *J. Chem. Soc., Chem. Commun.* 1994, 2487.
596. Grigg, R.; Hargreaves, S.; Redpath, J.; Turchi, S.; Yoganathan, G. *Synthesis* 1999, 441.
597. Momose, T.; Toyooka, N.; Seki, S.; Hirai, Y. *Chem. Pharm. Bull.* 1990, **38**, 2072.
598. Shawe, T. T.; Sheils, C. J.; Gray, S. M.; Conard, J. L. *J. Org. Chem.* 1994, **59**, 5841.
599. Sundram, H.; Golebiowski, A.; Johnson, C. R. *Tetrahedron Lett.* 1994, **35**, 6975.

600. Wanner, M. J.; Koomen, G.-J. *J. Org. Chem.* 1996, **61**, 5581.
601. Kato, S.; Harada, H.; Morie, T. *J. Heterocycl. Chem.* 1995, **32**, 637.
602. Kato, S.; Harada, H.; Morie, T. *J. Chem. Soc., Perkin Trans.* **1** 1997, 3219.
603. Harada, H.; Morie, T.; Hirokawa, Y.; Kato, S. *Tetrahedron: Asymmetry* 1997, **8**, 2367.
604. Glänzer, B. I.; Györgydeák, Z.; Bernet, B.; Vasella, A. *Helv. Chim. Acta* 1991, **74**, 343.
605. Tanner, D. T.; Almario, A.; Högberg, T. *Tetrahedron* 1995, **51**, 6061.
606. Schuster, M.; Blechert, S. *Tetrahedron:Asymmetry* 1999, **10**, 3139.
607. Saito, S.; Tamura, O.; Kobayashi, Y.; Matsuda, F.; Katoh, T.; Terashima, S. *Tetrahedron* 1994, **50**, 6193.
608. Dolle, R. E.; Osifo, K. I.; Li, C.-S. *Tetrahedron Lett.* 1991, **32**, 5029.
609. Basha, F. Z.; DeBernardis, J. F. *Tetrahedron Lett.* 1984, **25**, 5271.
610. Cooper, A. J. L.; Redfield, A. G. *J. Biol. Chem.* 1975, **250**, 527.
611. Khaldi, M.; Chrétien, F.; Chapleur, Y. *Tetrahedron Lett.* 1995, **36**, 3003.
612. Jurczak, J.; Prokopowicz, P.; Golebiowski, A. *Tetrahedron Lett.* 1993, **34**, 7107.
613. Sames, D.; Polt, R. *Synlett* 1995, 552.
614. Razavi, H.; Polt, R. *Tetrahedron Lett.* 1998, **39**, 3371.
615. Nakane, M.; Hutchinson, C. R. *J. Org. Chem.* 1978, **43**, 3922.
616. Takano, S.; Otaki, S.; Ogasawara, K. *J. Chem. Soc., Chem. Commun.* 1983, 1172.
617. Stevens, R. V. *Acc. Chem. Res.* 1984, **17**, 289.
618. Yamaguchi, R.; Hata, E.; Matsuki, T.; Kawanisi, M. *J. Org. Chem.* 1987, **52**, 2094.
619. Fushiya, S.; Chiba, H.; Otsubo, A.; Nozoe, S. *Chem. Lett.* 1987, 2229.
620. Bonnaud, B.; Bigg, D. C. H. *J. Heterocycl. Chem.* 1993, **30**, 505.
621. Martin, S. F.; Chen, H.-J.; Yang, C.-P. *J. Org. Chem.* 1993, **58**, 2867.
622. Clark, R. D.; Jahangir; Langston, J. A. *Can. J. Chem.* 1994, **72**, 23.
623. Honda, T.; Ishikawa, F.; Yamane, S. *J. Chem. Soc., Chem. Commun.* 1994, 499.
624. Martín-Martínez, M.; García-López, M. T.; Herranz, R.; González-Muñiz, R. *Tetrahedron* 1995, **51**, 10361.
625. Winn, M.; von Geldern, T. W.; Opgenorth, T. J.; Jae, H.-S.; Tasker, A. S.; Boyd, S. A.; Kester, J. A.; Mantei, R. A.; Bal, R.; Sorensen, B. K.; Wu-Wong, J. R.; Chiou, W. J.; Dixon, D. B.; Novosad, E. I.; Hernandez, L.; March, K. C. *J. Med. Chem.* 1996, **39**, 1039.
626. Schultz, K.; Hesse, M. *Tetrahedron* 1996, **52**, 14189.

627. Henry, K. J., Jr.; Grieco, P. A.; DuBay, W. J. *Tetrahedron Lett.* 1996, **37**, 8289.
628. Pearson, W. H.; Hembre, E. J. *J. Org. Chem.* 1996, **61**, 5537.
629. Martín-Martínez, M.; García-López, M. T.; Herranz, R.; González-Muñiz, R. *Heterocycles* 1997, **45**, 1723.
630. Fitch, R. W.; Luzzio, F. A. *Ultrason. Sonochem.* 1997, **127**, 234461.
631. Tasker, A. S.; Sorensen, B. K.; Jae, H.-S.; Winn, M.; von Geldern, T. W.; Dixon, D. B.; Chiou, W. J.; Dayton, B. D.; Calzadilla, S.; Hernandez, L.; Marsh, K. C.; WuWong, J. R.; Opgenorth, T. J. *J. Med. Chem.* 1997, **40**, 322.
632. Maeda, H.; Kraus, G. A. *J. Org. Chem.* 1997, **62**, 2314.
633. Jae, H.-S.; Winn, M.; Dixon, D. B.; Marsh, K. C.; Nguyen, B.; Opgenorth, T. J.; von Geldern, T. W. *J. Med. Chem.* 1997, **40**, 3217.
634. Pearson, W. P.; Barta, N. S.; Kampf, J. W. *Tetrahedron Lett.* 1997, **38**, 3369.
635. von Geldern, T. W.; Tasker, A. S.; Sorensen, B. K.; Winn, M.; Szczepankiewicz, B. G.; Dixon, D. B.; Chiou, W. J.; Wang, L.; Wessale, J. L.; Adler, A.; Marsh, K. C.; Nguyen, B.; Opgenorth, T. J. *J. Med. Chem.* 1999, **42**, 3668.
636. Shilvock, J. P.; Wheatley, J. R.; Nash, R. J.; Watson, A. A.; Griffiths, R. C.; Butters, T. D.; Müller, M.; Watkin, D. J.; Winkler, D. A.; Fleet, G. W. *J. Chem. Soc., Perkin Trans. 1* 1999, 2735.
637. Jotterand, N.; Vogel, P. *J. Org. Chem.* 1999, **64**, 8973.
638. Kurokawa, N.; Ohfune, Y. *Tetrahedron* 1993, **49**, 6195.
639. Overkleeft, H. S.; van Wiltenburg, J.; Pandit, U. K. *Tetrahedron* 1994, **50**, 4215.
640. Markwell, R. E.; Rahman, S. S.; Ward, R. W. *Bioorg. Med. Chem. Lett.* 1993, **3**, 2537.
641. Kotsuki, H.; Kusumi, T.; Inoue, M.; Ushio, Y.; Ochi, M. *Tetrahedron Lett.* 1991, **32**, 4159.
642. Oppolzer, W.; Bouchet, C. G.; Merifield, E. *Tetrahedron Lett.* 1994, **35**, 7015.
643. Ukaji, Y.; Watai, T.; Sumi, T.; Fujisawa, T. *Chem. Lett.* 1991, 1555.
644. Kralj, M.; Kojic-Prodic, B.; Banic, Z.; Grdisa, M.; Vela, V.; Suskovic, B.; Pavelic, K. *Eur. J. Med. Chem.* 1996, **31**, 23.
645. Wakamiya, T.; Shimbo, K.; Sano, A.; Fukase, K.; Shiba, T. *Bull. Chem. Soc. Japan* 1983, **56**, 2044.
646. Crochet, R. A., Jr.; Blanton, C. D., Jr. *Synthesis* 1974, 55.
647. Rückle, T.; Dubray, B.; Hubler, F.; Mutter, M. *J. Pept. Sci.* 1999, **5**, 56.
648. Watanabe, T.; Kakefuda, A.; Kinoyama, I.; Takizawa, K.; Hirano, S.;

- Shibata, H.; Yanagisawa, I. *Chem. Pharm. Bull.* 1997, **45**, 1458.
649. Smith, R. L.; Lee, T.; Gould, N. P.; Cragoe, E. J., Jr.; Oien, H. G.; Kuehl, F. A., Jr. *J. Med. Chem.* 1977, **20**, 1292.
650. Cannon, J. G.; Lee, T.; Goldman, H. D.; Costall, B.; Naylor, R. J. *J. Med. Chem.* 1977, **20**, 1111.
651. Cannon, J. G.; Hsu, F.-L.; Long, J. P.; Flynn, J. R.; Costall, B.; Naylor, R. J. *J. Med. Chem.* 1978, **21**, 248.
652. Cannon, J. G.; Perez, Z.; Long, J. P.; Rusterholz, D. B.; Flynn, J. R.; Costall, B.; Fortune, D. H.; Naylor, R. J. *J. Med. Chem.* 1979, **22**, 901.
653. Ginos, J. Z.; Stevens, J. M.; Nichols, D. E. *J. Med. Chem.* 1979, **22**, 1323.
654. Hacksell, U.; Svensson, U.; Nilsson, J. L. G.; Hjorth, S.; Carlsson, A.; Wikström, H.; Lindberg, P.; Sanchez, D. *J. Med. Chem.* 1979, **22**, 1469.
655. Cannon, J. G.; Perez, J. A.; Pease, J. P.; Long, J. P.; Flynn, J. R.; Rusterholz, D. B.; Dryer, S. E. *J. Med. Chem.* 1980, **23**, 745.
656. Cannon, J. G.; Brubaker, A. N.; Long, J. P.; Flynn, J. R.; Verimer, T.; Harnirattisai, P.; Costall, B.; Naylor, R. J.; Nohria, V. J. *J. Med. Chem.* 1981, **24**, 149.
657. Hacksell, U.; Arvidsson, L.-E.; Svensson, U.; Nilsson, J. L. G.; Wikström, H.; Lindberg, P.; Sanchez, D.; Hjorth, S.; Carlsson, A.; Paalzow, L. *J. Med. Chem.* 1981, **24**, 429.
658. Sindelar, R. D.; Mott, J.; Barfknecht, C. F.; Arneric, S. P.; Flynn, J. R.; Long, J. P.; Bhatnagar, R. K. *J. Med. Chem.* 1982, **25**, 858.
659. Cannon, J. G.; Perez, J. A.; Bhatnagar, R. K.; Long, J. P.; Sharabi, F. M. *J. Med. Chem.* 1982, **25**, 1442.
660. Cannon, J. G.; Perez, Z.; Long, J. P.; Ilhan, M. *J. Med. Chem.* 1983, **26**, 813.
661. Cannon, J. G.; Pease, J. P.; Long, J. P.; Flynn, J. J. *J. Med. Chem.* 1984, **27**, 922.
662. Cannon, J. G.; Dushin, R. G.; Long, J. P.; Ilhan, M.; Jones, N. D.; Swartzendruber, J. K. *J. Med. Chem.* 1985, **28**, 515.
663. Cannon, J. G.; Furlano, D. C.; Dushin, R. G.; Chang, Y.; Baird, S. R.; Soliman, L. N.; Flynn, J. R.; Long, J. P.; Bhatnagar, R. K. *J. Med. Chem.* 1986, **29**, 2016.
664. Cardellini, M.; Cingolani, G. M.; Claudi, F.; Perlini, V.; Balduini, W.; Cattabeni, F. *Farmacologia, Ed. Sci.* 1988, **43**, 49; *Chem. Abstr.* 1989, **110**, 153810.
665. Horn, A. S.; Kaptein, B.; Vermue, N. A.; De Vries, J. B.; Mulder, T. B. A. *Eur. J. Med. Chem.* 1988, **23**, 325.
666. Benoit-Guyod, M.; Nicolle, E.; Namil, A.; Coulombeau, C.; Leclerc, G. *Bioorg. Med. Chem.* 1995, **3**, 1657.

667. Claudi, F.; Cingolani, G. M.; Di Stefano, A.; Giorgioni, G.; Amenta, F.; Barili, P.; Ferrari, F.; Giuliani, D. *J. Med. Chem.* 1996, **39**, 4238.
668. Landsiedel-Maier, D.; Frahm, A. W. *Arch. Pharm. Pharm. Med. Chem.* 1998, **331**, 59; *Chem. Abstr.* 1998, **129**, 339463.
669. Foley, M. J.; Singer, L. A. *J. Phys. Chem.* 1994, **98**, 6430.
670. Chang, C.-D.; Coward, J. K. *J. Med. Chem.* 1976, **19**, 684.
671. Kamicker, B. J.; Schwartz, B. A.; Olson, R. M.; Drinkwitz, D. C.; Gray, G. R. *Arch. Biochem. Biophys.* 1977, **183**, 393.
672. Geoghegan, K. F.; Ybarra, D. M.; Feeney, R. E. *Biochemistry* 1979, **18**, 5392.
673. Lee, R. T.; Lee, Y. C. *Biochemistry* 1980, **19**, 156.
674. Collignon, N.; Fabre, G.; Varlet, J. M.; Savignac, P. *Phosphorus Sulfur* 1981, **10**, 81.
675. Omura, S.; Miyano, K.; Matsubara, H.; Nakagawa, A. *J. Med. Chem.* 1982, **25**, 271.
676. Ohfune, Y.; Kurokawa, N.; Higuchi, N.; Saito, M.; Hashimoto, M.; Tanaka, T. *Chem. Lett.* 1984, 441.
677. Högberg, T.; Ulf, B. *J. Org. Chem.* 1984, **49**, 4209.
678. Högberg, T.; Lundström, J.; Ulf, B. *Acta Pharm. Suec.* 1985, **22**, 123; *Chem. Abstr.* 1986, **104**, 186280.
679. Hara, H.; Shirai, R.; Hoshino, O.; Umezawa, B. *Chem. Pharm. Bull.* 1985, **33**, 3107.
680. Faust, J.; Schreiber, K. *J. Prakt. Chem.* 1988, **330**, 873.
681. Hinshaw, C. J.; Peng, G.; Singh, R.; Spence, J. T.; Enemark, J. H.; Bruck, M.; Kristofzski, J.; Merbs, S. L.; Ortega, R. B.; Wexler, P. A. *Inorg. Chem.* 1989, **28**, 4483.
682. Cabaret, D.; Wakselman, M. *Can. J. Chem.* 1990, **68**, 2253.
683. Hocart, S. J.; Nekola, M. V.; Coy, D. H. *J. Med. Chem.* 1988, **31**, 1820.
684. Gmeiner, P. *Tetrahedron Lett.* 1990, **31**, 5717.
685. Gmeiner, P.; Lerche, H. *Heterocycles* 1990, **31**, 9.
686. Denyer, C. V.; Turner-Brown, S. J.; Knowles, R. G.; Dawson, J. *Bioorg. Med. Chem. Lett.* 1992, **2**, 1039.
687. Grotjahn, D. B.; Vollhardt, K. P. C. *Synthesis* 1993, 579.
688. Yamada, F.; Kobayashi, K.; Shimizu, A.; Aoki, N.; Somei, M. *Heterocycles* 1993, **36**, 2783.
689. Groves, J. T.; Kady, I. O. *Inorg. Chem.* 1993, **32**, 3868.
690. Rehse, K.; Zimmerman, H. *Arch. Pharm. (Weinheim, Ger.)* 1994, **327**, 67.
691. Gmeiner, P.; Sommer, J. *Arch. Pharm. (Weinheim, Ger.)* 1994, **327**,

435.

692. Patel, D. V.; Schmidt, R. J.; Biller, S. A.; Gordon, E. M.; Robinson, S. S.; Manne, V. J. *Med. Chem.* 1995, **38**, 2906.
693. Ambo, A.; Adachi, T.; Sasaki, Y. *Chem. Pharm. Bull.* 1995, **43**, 1547.
694. Ramanjulu, J. M.; Joullié, M. M. *Synth. Commun.* 1996, **26**, 1379.
695. Yang, L.-X.; Hofer, K. G. *Tetrahedron Lett.* 1996, **37**, 6081.
696. Perrault, W. R.; Shephard, K. P.; LaPean, L. A.; Krook, M. A.; Dobrowolski, P. J.; Lyster, M. A.; McMillan, M. W.; Knoechel, D. J.; Evenson, G. N.; Watt, W.; Pearlman, B. A. *Org. Process Res. Dev.* 1997, **1**, 106.
697. Bitan, G.; Muller, D.; Kasher, R.; Gluhov, E. V.; Gilon, C. J. *Chem. Soc., Perkin Trans.* **1** 1997, 1501.
698. Lewin, G.; Schaeffer, C. *Heterocycles* 1998, **48**, 171.
699. Rodgers, J. D.; Johnson, B. L.; Wang, H.; Erickson-Viitanan, S.; Klabe, R. M.; Bacheler, L.; Cordova, B. C.; Chang, C.-H. *Bioorg. Med. Chem. Lett.* 1998, **8**, 715.
700. Witter, D. J.; Famiglietti, S. J.; Cambier, J. C.; Castelhana, A. L. *Bioorg. Med. Chem. Lett.* 1998, **8**, 3137.
701. Limal, D.; Semetey, V.; Dalbon, P.; Jolivet, M.; Briand, J.-P. *Tetrahedron Lett.* 1999, **40**, 2749.
702. Hall, D. G.; Laplante, C.; Manku, S.; Nagendran, J. J. *Org. Chem.* 1999, **64**, 698.
703. Olsson, K.; Pernemalm, P. Å. *Acta Chem. Scand., Ser. B* 1979, **33**, 125.
704. Gmeiner, P. *Arch. Pharm. (Weinheim, Ger.)* 1991, **324**, 551.
705. Yoshida, T.; Lee, Y. C. *Carbohydr. Res.* 1994, **251**, 175.
706. Choony, N.; Dadabhoy, A.; Sammes, P. G. *J. Chem. Soc., Perkin Trans.* **1** 1998, 2017.
707. Hoshino, H.; Sawaki, S.; Shimamura, N.; Onodera, A.; Umezawa, B. *Chem. Pharm. Bull.* 1987, **35**, 2734.
708. Xue, T.; Browne, K. A.; Bruice, T. C. *Bioconjugate Chem.* 1995, **6**, 82.
709. Chuang, C.; Lim, K.; Chen, Q.; Zubieta, J.; Canary, J. W. *Inorg. Chem.* 1995, **34**, 2562.
710. Rauckman, E. J.; Rosen, G. M.; Hord, W. W. *Org. Prep. Proc. Int.* 1977, **9**, 53.
711. Sosnovsky, G.; Li, S. W. *Life Sci.* 1985, **36**, 1479.
712. Sosnovsky, G.; Li, S. W.; Rao, N. U. M. *Z. Naturforsch., Teil C* 1987, **42**, 921.
713. Press, J. B.; McNally, J. J. *J. Heterocycl. Chem.* 1988, **25**, 1571.
714. Scott, D. A.; Krülle, T. M.; Finn, M.; Nash, R. J.; Winters, A. L.; Winters, A. L.; Asano, N.; Butters, T. D.; Fleet, G. W. *J. Tetrahedron Lett.* 1999,

40, 7581.

715. Kende, A. S.; Bentley, T. J.; Mader, R. A.; Ridge, D. J. *Am. Chem. Soc.* 1974, **96**, 4332.
716. Wiegandt, H.; Ziegler, W. *Hoppe-Seyler's Z. Physiol. Chem.* 1974, **355**, 11.
717. Andrews, M. G.; Mosbo, J. A. *J. Org. Chem.* 1977, **42**, 650.
718. Kuzuhara, H.; Komatsu, T.; Emoto, S. *Tetrahedron Lett.* 1978, **38**, 3563.
719. Gidley, M. J.; Sanders, J. K. M. *Biochem. J.* 1982, **203**, 331.
720. Unkefer, C. J.; Ehler, D. S. *J. Labeled Comp. Radiopharm.* 1991, **29**, 455.
721. Matsuura, F.; Hamada, Y.; Shioiri, T. *Tetrahedron* 1993, **49**, 8211.
722. Bailey, S. W.; Chandrasekaran, R. Y.; Ayling, J. E. *J. Org. Chem.* 1992, **57**, 4470.
723. Caulfield, T. J.; Prasad, C. V. C.; Prouty, C. P.; Saha, A. K.; Sardaro, M. P.; Schairer, W. C.; Yawman, A.; Upson, D. A.; Kruse, L. I. *Bioorg. Med. Chem. Lett.* 1993, **3**, 2771.
724. Dondoni, A.; Merchan, F. L.; Merino, P.; Rojo, I.; Tejero, T. *Synthesis* 1996, 641.
725. Malmberg, M.; Rehnberg, N. *Synlett* 1996, 361.
726. Bailey, S. W.; Ayling, J. E. *Methods Enzymol.* 1997, **281**, 3.
727. Verardo, G.; Dolce, A.; Toniutti, N. *Synthesis* 1999, 74.
728. Yang, Z.; Bradshaw, J. S.; Zhang, X. X.; Savage, P. B.; Krakowiak, K. K. E.; Dalley, N. K.; Su, N.; Bronson, R. T.; Izatt, R. M. *J. Org. Chem.* 1999, **64**, 3162.
729. Abdel-Rahman, A. A.-H.; El Ashry, E. S. H.; Schmidt, R. R. *Carbohydr. Res.* 1999, **315**, 106.
730. Keana, J. F. W.; Ogan, M. D.; Lü, Y.; Beer, M.; Varkey, J. J. *Am. Chem. Soc.* 1986, **108**, 7957.
731. Guthrie, J. P.; Cossar, J.; Dawson, B. A. *Can. J. Chem.* 1986, **64**, 2456.
732. Matsuura, F.; Hamada, Y.; Shioiri, T. *Tetrahedron Lett.* 1992, **33**, 7917.
733. Anderson, P. S.; Christy, M. E.; Colton, C. D.; Shepard, K. L. *J. Org. Chem.* 1978, **43**, 3719.
734. Portoghese, P. S.; Larson, D. L.; Jiang, J. B.; Caruso, T. P.; Takemori, A. E. *J. Med. Chem.* 1979, **22**, 168.
735. Varlet, J.-M.; Collignon, N.; Savignac, P. *Can. J. Chem.* 1979, **57**, 3216.
736. Carr, D.; Iddon, B.; Suschitzky, H.; Parfitt, R. T. *J. Chem. Soc., Perkin Trans. 1* 1980, 2374.
737. Tanaka, H.; Yoshioka, T.; Shimauchi, Y.; Oki, T.; Inui, T. *J. Antibiotics* 1981, **34**, 850.

738. Mosher, C. W.; Wu, H. Y.; Fujiwara, A. N.; Acton, E. M. *J. Med. Chem.* 1982, **25**, 18.
739. Ege, S. N.; Butler, W. M.; Bergers, A.; Biesman, B. S.; Boerma, J. E.; Corondan, V. I.; Locke, K. D.; Meshinchi, S.; Ponas, S. H.; Spitzer, T. D. *J. Chem. Soc., Perkin Trans.* **1** 1983, 1111.
740. Fraenkel, G.; Pramanik, P. *J. Org. Chem.* 1984, **49**, 1314.
741. Acton, E. M.; Tong, G. L.; Mosher, C. W.; Wolgemuth, R. L. *J. Med. Chem.* 1984, **27**, 638.
742. Yen, S.-F.; Wilson, W. D.; Pearce, S. W.; Gabbay, E. J. *J. Pharm. Sci.* 1984, **73**, 1575.
743. Kruse, L. I.; Meyer, M. D. *J. Org. Chem.* 1984, **49**, 4761.
744. Baer, H. H.; Radatus, B. *Carbohydr. Res.* 1986, **157**, 65.
745. Garry, S. W.; Nielson, D. G. *J. Chem. Soc., Perkin Trans.* **1** 1987, 601.
746. Marchand, A. P.; Dave, P. R.; Satyanarayana, N.; Arney, B. E., Jr. *J. Org. Chem.* 1988, **53**, 1088.
747. Debono, M.; Willard, K. E.; Kirst, H. A.; Wind, J. A.; Crouse, G. D.; Tao, E. V.; Vicenzi, J. T.; Counter, F. T.; Ott, J. L.; Ose, E. E.; Omura, S. *J. Antibiot.* 1989, **42**, 1253.
748. Dal Cason, T. A. *J. Forensic Sci.* 1989, **34**, 928.
749. Davidsen, S. K.; Chu-Moyer, M. Y. *J. Org. Chem.* 1989, **54**, 5558.
750. Boumchita, H.; Legraverand, M.; Huel, C.; Bisagni, E. *J. Heterocycl. Chem.* 1990, **27**, 1815.
751. Fisher, M. J.; Chow, K.; Villalobos, A.; Danishefsky, S. J. *J. Org. Chem.* 1991, **56**, 2900.
752. Mohan, R.; Chou, Y.-L.; Bihovsky, R.; Lumma, W. C., Jr.; Erhardt, P. W.; Shaw, K. J. *J. Med. Chem.* 1991, **34**, 2402.
753. Beeson, C.; Dix, T. A. *J. Org. Chem.* 1992, **57**, 4386.
754. Lin, C.-H.; Haadsma-Svensson, S. R.; Lahti, R. A.; McCall, R. B.; Piercey, M. F.; Schreur, P. J. K. D.; Von Voigtlander, P. F.; Chidester, C. G. *J. Med. Chem.* 1993, **36**, 671.
755. Hecker, S. J.; Werner, K. M. *J. Org. Chem.* 1993, **58**, 1762.
756. Camps, P.; Farrés, X.; Font-Bardia, M.; Görbig, D. M.; Pérez, F.; Solans, X. *Chem. Ber.* 1994, **127**, 1933.
757. Haddad, M.; Dorbais, J.; Larchevêque, M. *Tetrahedron Lett.* 1997, **38**, 5981.
758. Olsufyeva, E. N.; Brusentsov, N. A.; Todorova, N.; Balzarini, J.; De Clercq, E.; Preobrazhenskaya, M. N. *Nucleosides Nucleotides* 1997, **16**, 87.
759. Wünsch, B.; Diekmann, H.; Höfner, G. *Pharmazie* 1997, **52**, 87; *Chem. Abstr.* 1997, **126**, 186040.

760. Yelin, E. A.; Onoprienko, V. V. *Bioorg. Khim.* 1998, **24**, 670; *Chem. Abstr.* 1999, **130**, 338367.
761. White, J. D.; Caravatti, G.; Kline, T. B.; Edstrom, E.; Rice, K. C.; Brossi, A. D. *Tetrahedron* 1983, **39**, 2393.
762. Yates, P.; Schwartz, D. A. *Can. J. Chem.* 1983, **61**, 509.
763. Danso-Danquah, R.; Bai, X.; Zhang, X.; Mascarella, S. W.; Williams, W.; Sine, B.; Bowen, W. D.; Carroll, F. I. *J. Med. Chem.* 1995, **38**, 2978.
764. An, H.; Haly, B. D.; Fraser, A. S.; Guinasso, C. J.; Cook, P. D. *J. Org. Chem.* 1997, **62**, 5156.
765. Pichon, C.; Scott, I. A. *Recl. Trav. Chim. Pays-Bas* 1996, **115**, 1.
766. Scheumann, V.; Helfrich, M.; Schoch, S.; Rüdiger, W. *Z. Naturforsch., Teil C* 1996, **51**, 185.
767. Mokrosz, J.; Boksa, J.; Bojarski, A. J.; Charakchieva-Minol, S. *Med. Chem. Res.* 1993, **3**, 240.
768. Gmeiner, P.; Kärtner, A.; Mierau, J. *Arch. Pharm. (Weinheim, Ger.)* 1995, **328**, 626.
769. Mullersman, J. E.; Preston, J. F., III *Int. J. Pept. Protein Res.* 1991, **37**, 544.
770. Basarab, G.; Livingston, R. S.; Vollmer, S. J.; Johnson, C. B.; Kranis, K. T. *ACS Symposium Ser.* 1992, **504**, 414.
771. Wolin, R.; Wang, D.; Kelly, J.; Afonso, A.; James, L.; Kirschmeier, P.; McPhail, A. T. *Bioorg. Med. Chem. Lett.* 1996, **6**, 195.
772. Paesen, J.; Roets, E.; Janssen, G.; Busson, R.; Cachet, T.; Hoogmartens, J. *Bull. Soc. Chim. Belg.* 1996, **105**, 205; *Chem. Abstr.* 1996, **125**, 11290.
773. Song, X.; Crider, A. M.; Cruse, S. F.; Ghosh, D.; Klein-Stevens, C.; Liang, L.; Scheideler, M. A.; Varming, A.; Søtofte, I. *Eur. J. Med. Chem.* 1999, **34**, 487.
774. Arzel, P.; Freida, V.; Weber, P.; Fadel, A. *Tetrahedron: Asymmetry* 1999, **10**, 3877.
775. Frost, J. R.; Streith, J. J. *Chem. Soc., Perkin Trans.* **1** 1978, 1297.
776. García-López, M. T.; González-Muñiz, R.; Harto, J. R.; Molinero, M. T.; del Río, J. *Arch. Pharm. (Weinheim, Ger.)* 1989, **322**, 145.
777. Suzuki, T.; Imanishi, N.; Itahana, H.; Watanuki, S.; Ohta, M.; Mase, T. *Synth. Commun.* 1998, **28**, 701.
778. Pellegrini, C.; Strässler, C.; Weber, M.; Borschberg, H.-J. *Tetrahedron: Asymmetry* 1994, **5**, 1979.
779. Hua, D. H.; Chan-Yu-King, R.; McKie, J. A.; Myer, L. *J. Am. Chem. Soc.* 1987, **109**, 5026.
780. Barth, T.; Neugebauer, F. A. *J. Org. Chem.* 1995, **60**, 5401.

781. Ghiaci, M.; Tabrizi, R. *Ind. J. Chem.* 1998, **37B**, 10.
782. Lindoy, L. F.; Mahendran, S.; Krakowiak, K. E.; An, H.; Bradshaw, J. S. *J. Heterocycl. Chem.* 1992, **29**, 141.
783. Gall, M.; Kamdar, B. V. *J. Org. Chem.* 1981, **46**, 1575.
784. Bruncko, M.; Crich, D.; Samy, R. *J. Org. Chem.* 1994, **59**, 5543.
785. Shah, J. H.; Izenwasser, S.; Geter-Douglass, B.; Witkin, J. M.; Newman, A. H. *J. Med. Chem.* 1995, **38**, 4284.
786. Bellon, L.; Workman, C.; Scherrer, J.; Usman, N.; Wincott, F. J. *Am. Chem. Soc.* 1996, **118**, 3771.
787. Crich, D.; Pavlocic, A. B.; Samy, R. *Tetrahedron* 1995, **51**, 6379.
788. Delaney, N. G.; Lu, M. C. *J. Med. Chem.* 1981, **24**, 1034.
789. Semple, J. E. *Tetrahedron Lett.* 1998, **39**, 6645.
790. Numazawa, M.; Osawa, Y. *Steroids* 1981, **38**, 149.
791. Varlet, J.-M.; Collignon, N.; Savignac, P. *Synth. Commun.* 1978, **8**, 335.
792. Alexander, J. *Org. Prep. Proc. Int.* 1993, **25**, 133.
793. Borch, R. F.; Hassid, A. I. *J. Org. Chem.* 1972, **37**, 1673.
794. Caldirola, P. M.; van der Goot, H.; Timmerman, H. *Eur. J. Med. Chem.* 1992, **27**, 571.
795. Ali, A.; Robinson, J. B. *J. Pharm. Pharmacol.* 1991, **43**, 750.
796. Adamczyk, M.; Gebler, J. C.; Grote, J. J. *J. Org. Chem.* 1995, **60**, 3557.
797. De Bondt, M.; Couder, J.; Van der Auwera, L.; Van Marsenille, M.; Elseviers, M.; Delaet, N.; Laus, G.; Tourwé, D.; Van Binst, G. J. *Chromatogr.* 1988, **442**, 165.
798. Matsuura, F.; Hamada, Y.; Shioiri, T. *Tetrahedron* 1994, **50**, 265.
799. Li, Q.; Chu, D. T. W.; Raye, K.; Claiborne, A.; Seif, L.; Macri, B.; Plattner, J. J. *Tetrahedron Lett.* 1995, **36**, 8391.
800. Harmon, A. D.; Hutchinson, C. R. *J. Org. Chem.* 1975, **40**, 3474.
801. Leonard, J.; Fearnley, S. P.; Hickey, D. M. B. *Synlett* 1992, 272.
802. Owens, C.; Raphael, R. A. *J. Chem. Soc., Perkin Trans. 1* 1978, 1504.
803. Barrière, J.-C.; Bacqué, E.; Puchault, G.; Quenet, Y.; Molherat, C.; Cassayre, J.; Paris, J.-M. *Tetrahedron* 1998, **54**, 12859.
804. Deroose, F. D.; De Clercq, P. J. *J. Org. Chem.* 1995, **60**, 321.
805. Sasaki, T.; Ohno, M.; Ito, E.; Asai, K. *Tetrahedron* 1984, **40**, 2703.
806. Matsuura, F.; Hamada, Y.; Shioiri, T. *Tetrahedron Lett.* 1992, **33**, 7921.
807. Shioiri, T.; Matsuura, F.; Hamada, Y. *Pure Appl. Chem.* 1994, **66**, 2151.
808. Shioiri, T.; Hamada, Y.; Matsuura, F. *Tetrahedron* 1995, **51**, 3939.
809. Asano, N.; Katayama, K.; Takeuchi, M.; Furumoto, T.; Kameda, Y.; Matsui, K. *J. Antibiot.* 1989, **42**, 585.

810. Cheung, S. T.; Benoiton, N. L. *Can. J. Chem.* 1977, **55**, 916.
811. Sasaki, Y.; Murphy, W. A.; Heiman, M. L.; Lance, V. A.; Coy, D. H. *J. Med. Chem.* 1987, **30**, 1162.
812. Coy, D. H.; Hocart, S. J.; Sasaki, Y. *Tetrahedron* 1988, **44**, 835.
813. Cushman, M.; Oh, Y.; Copeland, T. D.; Oroszlan, S.; Snyder, S. W. *J. Org. Chem.* 1991, **56**, 4161.
814. Ho, P. T.; Chang, D.; Zhong, J. W. X.; Musso, G. F. *Peptide Res.* 1993, **6**, 10
815. Jensen, K. J.; Alsina, J.; Songster, M. F.; Vágner, J.; Albericio, F.; Barany, G. *J. Am. Chem. Soc.* 1998, **120**, 5441.
816. Wasserman, H. H.; Berger, G. D.; Cho, K. R. *Tetrahedron Lett.* 1982, **23**, 465.
817. Farmer, P. B.; Foster, A. B.; Jarman, M.; Oddy, M. R.; Reed, D. J. *J. Med. Chem.* 1978, **21**, 514.
818. Alder, R. W.; Colclough, D.; Mowlam, R. W. *Tetrahedron Lett.* 1991, **32**, 7755.
819. Dubber, M.; Lindhorst, T. K. *Chem. Commun.* 1998, 1265.
820. Schwartz, D. A.; Yates, P. *Can. J. Chem.* 1983, **61**, 1126.
821. Farrant, E.; Mann, J. M. *J. Chem. Soc., Perkin Trans. 1* 1997, 1083.
822. Moore, J. L.; McCarthy, J. R. *Tetrahedron Lett.* 1976, 4541.
823. McCarthy, J. R.; Moore, J. L.; Wysong, D. V.; Aldrich, C. D. *J. Med. Chem.* 1977, **20**, 1272.
824. David, D. M.; Kane-Maguire, L. A. P.; Pyne, S. G. *J. Chem. Soc., Chem. Commun.* 1990, 888.
825. de Leon, C. Y.; Ganem, B. *Tetrahedron* 1997, **53**, 7731.
826. Miller, A. D.; Leeper, F. J.; Battersby, A. R. *J. Chem. Soc., Perkin Trans. 1* 1989, 1943.
827. Abell, A. D.; Hoult, D. A.; Jamieson, E. J. *Tetrahedron Lett.* 1992, **33**, 5831.
828. Zelenin, A. K.; Trudell, M. L. *J. Heterocycl. Chem.* 1997, **34**, 1057.
829. Albericio, F.; Kneib-Cordonier, N.; Biancalana, S.; Gera, L.; Masada, R. I.; Hudson, D.; Barany, G. *J. Org. Chem.* 1990, **55**, 3730.
830. Giuliano, R. M.; Kasperowicz, S. *Carbohydr. Res.* 1988, **183**, 277.
831. Bagley, J. R.; Brockunier, L. L.; Kudzma, L. V.; Pandit, C. R.; Pratt, D. V.; Galdes, A.; Jerussi, T. P.; Del Vecchio, R. A.; Harris, S. *Med. Chem. Res.* 1994, **4**, 346.
832. Venuti, M. C.; Jones, G. H.; Alvarez, R.; Bruno, J. J. *J. Med. Chem.* 1987, **30**, 303.
833. Renz, M.; Hemmert, C.; Meunier, B. *Eur. J. Org. Chem.* 1998, 1271.

834. Kawaguchi, M.; Hayashi, O.; Sajai, N.; Hamada, M.; Yanamoto, Y.; Oda, J. *J. Agric. Biol. Chem.* 1986, **50**, 3107.
835. Kraus, G. A.; Thomas, P. J.; Bougie, D.; Chen, L. *J. Org. Chem.* 1990, **55**, 1624.
836. Saavedra, O. M.; Martin, O. R. *J. Org. Chem.* 1996, **61**, 6987.
837. Watanabe, M.; Kojima, Y.; Kawabe, K.; Hatamoto, E.; Tsuru, E.; Miyake, H.; Yamashita, T. *Synthesis* 1996, 452.
838. Pirkle, W. H.; Hauske, J. R. *J. Org. Chem.* 1977, **42**, 2436.
839. Lovett, J. A.; Darby, M. V.; Counsell, R. E. *J. Med. Chem.* 1984, **27**, 734.
840. Buchanan, J. G.; MacLean, K. A.; Wightman, R. H.; Paulsen, H. J. *Chem. Soc., Perkin Trans.* **1** 1985, 1463.
841. Breslow, R.; Czarnik, A. W.; Lauer, M.; Leppkes, R.; Winkler, J.; Zimmerman, S. J. *Am. Chem. Soc.* 1986, **108**, 1969.
842. Haidoune, M.; Giffard, M.; Mornet, R.; Gorgues, A. *Tetrahedron Lett.* 1989, **30**, 3967.
843. Katz, H. E.; Lavell, W. T. *J. Org. Chem.* 1991, **56**, 2282.
844. Gee, K. R.; Barmettler, P.; Rhodes, M. R.; McBurney, R. N.; Reddy, N. L.; Hu, L.-Y.; Cotter, R. E.; Hamilton, P. N.; Weber, E.; Keana, J. F. W. *J. Med. Chem.* 1993, **36**, 1938.
845. Teubner, A.; Gerlach, H. *Liebigs Ann. Chem.* 1993, 161.
846. Kneeland, D. M.; Ariga, K.; Lynch, V. M.; Huang, C.-Y.; Anslyn, E. V. *J. Am. Chem. Soc.* 1993, **115**, 10042.
847. Bowles, P.; Clayden, J.; Helliwell, M.; McCarthy, C.; Tomkinson, M.; Westlund, N. *J. Chem. Soc., Perkin Trans.* **1** 1997, 2607.
848. Nielsen, A. T. *J. Heterocycl. Chem.* 1975, **12**, 161.
849. Li, X.; Singh, S. M.; Labrie, F. *J. Med. Chem.* 1995, **38**, 1158.
850. Ryglowski, A.; Kafarski, P. *Tetrahedron* 1996, **52**, 10685.
851. Thompson, M. D.; Torabi, H. *Synthesis* 1994, 965.
852. Gilbert, J.; Gansser, C.; Viel, C.; Cavier, R.; Chenu, E.; Hayat, M. *Farmaco, Ed. Sci.* 1978, **33**, 237; *Chem. Abstr.* 1978, **89**, 443891.
853. Herbert, R. B.; Jackson, F. B.; Nicolson, I. T. *J. Chem. Soc., Perkin Trans.* **1** 1984, 825.
854. Haadsma-Svensson, S. R.; Svensson, K.; Duncan, N.; Smith, M. W.; Lin, C.-H. *J. Med. Chem.* 1995, **38**, 725.
855. Gonzalez-Garcia, M.; Leader, H. N.; McChesney, J. D. *J. Org. Chem.* 1985, **50**, 4450.
856. Hall, A. W.; Taylor, R. J. K.; Simmonds, S. H.; Strange, P. G. *J. Med. Chem.* 1987, **30**, 1879.
857. Rauckman, E. J.; Rosen, G. M.; Lefkowitz, R. J. *J. Med. Chem.* 1976, **19**, 1254.

858. Henkel, J. G.; Berg, E. P.; Portoghese, P. S. *J. Med. Chem.* 1976, **19**, 1308.
859. Prugh, J. D.; Hartman, G. D.; Mallorga, P. J.; McKeever, B. M.; Michelson, S. R.; Murcko, M. A.; Schwam, H.; Smith, R. L.; Sondey, J. M.; Springer, J. P.; Sugrue, M. F. *J. Med. Chem.* 1991, **34**, 1805.
860. Matsuura, F.; Hamada, Y.; Shioiri, T. *Tetrahedron: Asymmetry* 1992, **3**, 1069.
861. Albright, J. D.; deVries, V. G.; Largis, E. E.; Miner, T. G.; Reich, M. F.; Schaffer, S. A.; Shepherd, R. G.; Upeslakis, J. J. *J. Med. Chem.* 1983, **26**, 1378.
862. Dutta, S. P.; Hong, C. I.; Murphy, G. P.; Mittelman, A.; Chheda, G. B. *Biochemistry* 1975, **14**, 3144.
863. Shankar, R.; Scott, A. I. *Tetrahedron Lett.* 1993, **34**, 231.
864. Heng, K. K.; Smith, R. A. *J. Tetrahedron* 1979, **35**, 425.
865. Pisano, J. M.; Firestone, R. A. *Tetrahedron Lett.* 1981, **11**, 375.
866. Baer, H. H.; Chen, T.; Giziewicz, J. B. *Can. J. Chem.* 1991, **69**, 1563.
867. Rudinger-Adler, E.; Büchi, J. *Arzneim. Forsch.* 1977, **27**, 544; *Chem. Abstr.* 1977, **87**, 22676.
868. Sasaki, Y.; Coy, D. H. *Peptides* 1987, **8**, 119.
869. Hocart, S. J.; Nekola, M. V.; Coy, D. H. *J. Med. Chem.* 1987, **30**, 739.
870. Hocart, S. J.; Murphy, W. A.; Coy, D. H. *J. Med. Chem.* 1990, **33**, 1954.
871. Pennington, M. W. In *Methods in Molecular Biology: Peptide Synthesis Protocols*; Pennington, M. W.; Dunn, B. M., Eds.; Humana Press: Totowa, 1994; Vol. **35**, pp. 241–247.
872. Meyer, J.-P.; Gillespie, T. J.; Hom, S.; Hruby, V. J.; Davis, T. P. *Peptides* 1995, **16**, 1215.
873. Meyer, J.-P.; Davis, P.; Lee, K. B.; Porreca, F.; Yamamura, H.; Hruby, V. J. *J. Org. Chem.* 1995, **60**, 3462.
874. Kaljuste, K.; Undén, A. *Int. J. Pept. Protein Res.* 1994, **43**, 505.
875. Jensen, K. J.; Songster, M. F.; Vágner, J.; Alsina, J.; Albericio, F.; Barany, G. *Pept. Chem., Struct. Biol., Proc. Am. Pept. Symp.* 1996, **14**, 30; *Chem. Abstr.* 1996, **126**, 19215.
876. Blackburn, C.; Pingali, A.; Kehoe, T.; Herman, L. W.; Wang, H.; Kates, S. A. *Bioorg. Med. Chem. Lett.* 1997, **7**, 823.
877. Fehrentz, J. A.; Paris, M.; Heitz, A.; Velek, J.; Winternitz, F.; Martinez, J. *J. Org. Chem.* 1997, **62**, 6792.
878. Calo, G.; Guerrini, R.; Bigoni, R.; Rizzi, A.; Bianchi, C.; Regoli, D.; Salvadori, S. *J. Med. Chem.* 1998, **41**, 3360.
879. Delaet, N. G. J.; Verheyden, P. M. F.; Tourwe, D.; Van Binst, G.; Davis, P.; Burks, T. F. *Biopolymers* 1992, **32**, 957.

880. Mokotoff, M.; Ren, K.; Wong, L. K.; LeFever, A. V.; Lee, P. C. J. Med. Chem. 1992, **35**, 4696.
881. Delaet, N. G. J.; Verheyden, P.; Velkeniers, B.; Hooghe-Peters, E. L.; Bruns, C.; Tourwé, D.; Van Binst, G. Peptide Res. 1993, **6**, 24.
882. Couder, J.; Tourwé, D.; Van Binst, G.; Schuurkens, J.; Leysen, J. E. Int. J. Pept. Protein Res. 1993, **41**, 181.
883. Tourwé, D.; Piron, J.; Defreyn, P.; Van Binst, G. Tetrahedron Lett. 1993, **34**, 5499.
884. Fernández-García, C.; Prager, K.; McKervey, M. A.; Walker, B.; Williams, C. H. Bioorg. Med. Chem. Lett. 1998, **8**, 433.
885. Nefzi, A.; Guilianotti, M. A.; Houghten, R. A. Tetrahedron Lett. 1999, **40**, 8539.
886. Gros, C.; Galéotti, N.; Pascal, R.; Jouin, P. Tetrahedron 1999, **55**, 11833.
887. Alsina, J.; Jensen, K. J.; Albericio, F.; Barany, G. Chem. Eur. J. 1999, **5**, 2787.
888. del Fresno, M.; Alsina, J.; Royo, M.; Barany, G.; Albericio, F. Tetrahedron Lett. 1998, **39**, 2639.
889. Kaljuste, K.; Undén, A. Tetrahedron Lett. 1995, **36**, 9211.
890. Ede, N. J.; Ang, K. H.; James, I. W.; Bray, A. M. Tetrahedron Lett. 1996, **37**, 9097.
891. Rockwell, A.; Melden, M.; Copeland, R. A.; Hardman, K.; Decicco, C. P.; DeGrado, W. F. J. Am. Chem. Soc. 1996, **118**, 10337.
892. Green, J. J. Org. Chem. 1995, **60**, 4287.
893. Goodfellow, V. S.; Laudeman, C. P.; Gerrity, J. I.; Burkard, M.; Strobel, E.; Zuzack, J. S.; McLeod, D. A. Mol. Diversity 1996, **2**, 97; Chem. Abstr. 1996, **126**, 26770.
894. Devraj, R.; Cushman, M. J. Org. Chem. 1996, **61**, 9368.
895. Nefzi, A.; Guilianotti, M. A.; Houghten, R. A. Tetrahedron Lett. 1998, **39**, 3671.
896. Nefzi, A.; Ong, N. A.; Guilianotti, M. A.; Ostresh, J. M.; Houghten, R. A. Tetrahedron Lett. 1999, **40**, 4939.
897. Bui, C. T.; Bray, A. M.; Ercole, F.; Pham, Y.; Rasoul, F. A.; Maeji, N. J. Tetrahedron Lett. 1999, **40**, 3471.
898. Bui, C. T.; Rasoul, F. A.; Ercole, F.; Pham, Y.; Maeji, N. J. Tetrahedron Lett. 1998, **39**, 9279.
899. Brown, E. G.; Nuss, J. M. Tetrahedron Lett. 1997, **38**, 8457.
900. Shi, S.; Xiao, X.; Czarnik, A. W. Biotechnol. Bioeng. 1998, **61**, 7; Chem. Abstr. 1998, **129**, 15945.
901. Bray, A. M.; Chiefari, D. S.; Valerio, R. M.; Maeji, N. J. Tetrahedron Lett.

- 1995, **36**, 5081.
902. Xu, H.; Hu, X. High Technol. Lett. 1997, **3**, 76; Chem. Abstr. 1998, **128**, 309016.
903. Denner-Ancona, P.; Bai, M.; Lee, H.-K.; Abe, I.; Prestwich, G. D. Bioorg. Med. Chem. Lett. 1995, **5**, 481.
904. Bourne, G. T.; Meuterms, W. D. F.; Smythe, M. L. Tetrahedron Lett. 1999, **40**, 7271.
905. Kakabakos, S. E.; Tyllianakis, P. E.; Evangelatos, G. P.; Ithakissios, D. S. Appl. Biochem. Biotechnol. 1996, **56**, 95; Chem. Abstr. 1996, **124**, 225487.
906. Schwartz, M. K.; Tumelty, D.; Gallop, M. A. J. Org. Chem. 1999, **64**, 2219.
907. Kaljuste, K.; Undén, A. Int. J. Pept. Protein Res. 1993, **42**, 118.
908. Carrington, S.; Renault, J.; Tomasi, S.; Sinbandhit, S.; Blagbrough, I. S.; Uriac, P. Pharm. Pharmacol. Commun. 1999, **5**, 151; Chem. Abstr. 1999, **131**, 31718.
909. Szardenings, A. K.; Burkoth, T. S.; Lu, H. H.; Tien, D. W.; Campbell, D. A. Tetrahedron 1997, **53**, 6573.
910. Matthews, J.; Rivero, R. A. J. Org. Chem. 1997, **62**, 6090.
911. Matthews, J.; Rivero, R. A. J. Org. Chem. 1998, **63**, 4808.
912. Ostresh, J. M.; Shoner, C. C.; Guilianotti, M. A.; Kurth, M. J.; Dörner, B.; Houghten, R. A. Pept. Proc. Am. Pept. Symp. 1999, **15**, 57; Chem. Abstr. 1999, **131**, 185230.
913. Weber, L.; laiza, P.; Biringler, G.; Barbier, P. Synlett 1998, 1156.
914. Peters, J.-U.; Blechert, S. Synlett 1997, 348.
915. Park, K.-H.; Kurth, M. J. Tetrahedron Lett. 1999, **40**, 5841.
916. Rademan, J.; Meldal, M.; Bock, K. Chem. Eur. J. 1999, **5**, 1218.
917. Look, G. C.; Holmes, C. P.; Chinn, J. P.; Gallop, M. A. J. Org. Chem. 1994, **59**, 7588.
918. Lee, S.-H.; Chung, S.-H.; Lee, Y.-K. Tetrahedron Lett. 1998, **39**, 9469.
919. Davioud-Charvet, E.; Berecibar, A.; Girault, S.; Landry, V.; Drobecq, H.; Sergheraert, C. Bioorg. Med. Chem. Lett. 1999, **9**, 1567.
920. Chan, W. C.; Mellor, S. L. J. Chem. Soc., Chem. Commun. 1995, 1475.
921. Meuterms, W. D. F.; Golding, S. W.; Bourne, G. T.; Miranda, L. P.; Dooley, M. J.; Alewood, P. F.; Smythe, M. L. J. Am. Chem. Soc. 1999, **121**, 9790.
922. Kearney, P. C.; Fernandez, M.; Flygare, J. A. J. Org. Chem. 1998, **63**, 196.
923. Paulvannan, K.; Chen, T.; Jacobs, J. W. Synlett 1999, 1609.
924. Sarantakis, D.; Bicksler, J. J. Tetrahedron Lett. 1997, **38**, 7325.

925. Yoki, Y.; Kobayashi, S. J. Comb. Chem. 1999, **1**, 371.
926. Reeve, A. M.; Townsend, C. A. Tetrahedron 1998, **54**, 15959.
927. Boojamra, C. G.; Burow, C. M.; Ellman, J. A. J. Org. Chem. 1995, **60**, 5742.
928. Morphy, J. R.; Rankovic, Z.; Rees, D. C. Tetrahedron Lett. 1996, **37**, 3209.
929. Koh, J. S.; Ellman, J. A. J. Org. Chem. 1996, **61**, 4494.
930. Boojamra, C. G.; Burow, K. M.; Thompson, L. A.; Ellman, J. A. J. Org. Chem. 1997, **62**, 1240.
931. Gray, N. S.; Kwon, S.; Schultz, P. G. Tetrahedron Lett. 1997, **38**, 1161.
932. Brown, A. R.; Rees, D. C.; Rankovic, Z.; Morphy, J. R. J. Am. Chem. Soc. 1997, **119**, 3288.
933. Nefzi, A.; Ostresh, J. M.; Houghten, R. A. Tetrahedron Lett. 1997, **38**, 4943.
934. Bilodeau, M. T.; Cunningham, A. M. J. Org. Chem. 1998, **63**, 2800.
935. Kiselyov, A. S.; Smith, L., II; Virgilio, A.; Armstrong, R. W. Tetrahedron 1998, **54**, 7987.
936. Yu, K.-L.; Civiello, R.; Roberts, D. G. M.; Seiler, S. M.; Meanwell, N. A. Bioorg. Med. Chem. Lett. 1999, **9**, 663.
937. Smith, J. M.; Krchnák, V. Tetrahedron Lett. 1999, **40**, 7633.
938. Meseguer, B.; Alonso-Diaz, D.; Griebenow, N.; Herget, T.; Waldmann, H. Angew. Chem., Int. Ed. Engl. 1999, **38**, 2902.
939. Kulkarni, B. A.; Ganesan, A. O. Tetrahedron Lett. 1998, **39**, 4369.
940. Bolton, G. L.; Hodges, J. C.; Rubin, J. R. Tetrahedron 1997, **53**, 6611.
941. Baxter, E. W.; Rueter, J. K.; Nortey, S. O.; Reitz, A. B. Tetrahedron Lett. 1998, **39**, 979.
942. Fivush, A. M.; Willson, T. M. Tetrahedron Lett. 1997, **38**, 7151.
943. Metcalf, C. A., III; Vu, C. B.; Sandaramoorthi, R.; Jacobsen, V. A.; Laborde, E. A.; Green, J.; Green, Y.; Macek, K. J.; Merry, T. J.; Pradeepan, S. G.; Uesugi, M.; Varkhedkar, V. M.; Holt, D. A. Tetrahedron Lett. 1998, **39**, 3435.
944. Yamamoto, Y.; Ajito, K.; Ohtsuka, Y. Chem. Lett. 1998, 379.
945. Purandare, A. V.; Poss, M. A. Tetrahedron Lett. 1998, **39**, 935.
946. Ouyang, X.; Kiselyov, A. Tetrahedron 1999, **55**, 2827.
947. Hone, N. D.; Davies, S. G.; Deveraux, N. J.; Taylor, S. L.; Baxter, A. D. Tetrahedron Lett. 1998, **39**, 897.
948. Gordon, D. W.; Steele, J. Bioorg. Med. Chem. Lett. 1995, **5**, 47.
949. Arumugam, V.; Routledge, A.; Abell, C.; Balasubramanian, S. Tetrahedron Lett. 1997, **38**, 6473.

950. Ley, S. V.; Mynett, D. M.; Koot, W.-J. *Synlett* 1995, 1017.
951. Stieber, F.; Grether, U.; Waldmann, H. *Angew. Chem., Int. Ed. Engl.* 1999, **38**, 1073.
952. Breitenbucher, J. G.; Hui, H. C. *Tetrahedron Lett.* 1998, **39**, 8207.
953. Caddick, S.; Hamza, D.; Wadman, S. N. *Tetrahedron Lett.* 1999, **40**, 7285.
954. Estep, K. G.; Neipp, C. E.; Stramiello, L. M. S.; Adam, M. D.; Allen, M. P.; Robinson, S.; Roskamp, E. J. *J. Org. Chem.* 1998, **63**, 5300.
955. Lebl, M.; Krchnák, V.; Pátek, M.; Lam, K. S. *Methods Mol. Cell Biol.* 1996, **6**, 41.
956. Krchnák, V.; Weichsel, A. S.; Cabel, D.; Lebl, M. *Mol. Diversity Comb. Chem.: Libr. Drug Discovery Conf.* 1996, 99; *Chem. Abstr.* 1996, **125**, 248455.
957. Krchnák, V.; Weichsel, A. S. *Tetrahedron Lett.* 1997, **38**, 7299.
958. Krchnák, V.; Weichsel, A. S.; Cadel, D.; Flegelova, Z.; Lebl, M. *Mol. Diversity* 1996, **1**, 149; *Chem. Abstr.* 1996, **125**, 141773.
959. Lanter, C. L.; Guiles, J. W.; Rivero, R. A. *Mol. Diversity* 1999, **4**, 149; *Chem. Abstr.* 1999, **131**, 228994.
960. Ouyang, X.; Kiselyov, A. *Tetrahedron* 1999, **55**, 8295.
961. Bolton, G. L.; Hodges, J. C. *J. Comb. Chem.* 1999, **1**, 130.
962. Sun, S.; Murray, W. V. *J. Org. Chem.* 1999, **64**, 5941.
963. Chenera, B.; Finkelstein, J. A.; Veber, D. F. *J. Am. Chem. Soc.* 1995, **117**, 11999.
964. Peng, G.; Sohn, A.; Gallop, M. A. *J. Org. Chem.* 1999, **64**, 8342.
965. Khan, N. M.; Arumugam, V.; Balasubramanian, S. *Tetrahedron Lett.* 1996, **37**, 4819.
966. Carrington, S.; Renault, J.; Tomasi, S.; Corbel, J.-C.; Uriac, P.; Blagbrough, I. S. *J. Chem. Soc., Chem. Commun.* 1999, 1341.
967. Esser, C. K.; Kevin, N. J.; Yates, N. A.; Chapman, K. T. *Bioorg. Med. Chem. Lett.* 1997, **7**, 2639.
968. Kung, P.-P.; Swayze, E. *Tetrahedron Lett.* 1999, **40**, 5651.
969. Swayze, E. E. *Tetrahedron Lett.* 1997, **38**, 8465.
970. Swayze, E. E. *Tetrahedron Lett.* 1997, **38**, 8643.
971. Davis, P. W.; Osgood, S. A.; Hébert, N.; Sprankle, K. G.; Swayze, E. E. *Biotechnol. Bioeng.* 1999, **61**, 143; *Chem. Abstr.* 1999, **131**, 199255.
972. Jefferson, E. A.; Swayze, E. E. *Tetrahedron Lett.* 1999, **40**, 7757.
973. Brown, P. J.; Hurley, K. P.; Stuart, L. W.; Willson, T. M. *Synthesis* 1997, 778.
974. Huc, I.; Lehn, J.-M. *Proc. Natl. Acad. Sci. USA* 1997, **94**, 2106.

975. Sim, M. M.; Ganesan, A. J. *Org. Chem.* 1997, **62**, 3230.
976. Sim, M. M.; Lee, C. L.; Ganesan, A. J. *Org. Chem.* 1997, **62**, 9358.
977. Kulkarni, B. A.; Ganesan, A. *Angew. Chem., Int. Ed. Engl.* 1997, **36**, 2454.
978. Kulkarni, B. A.; Ganesan, A. *Chem. Commun.* 1998, 785.
979. Siegel, M. G.; Shuker, A. J.; Droste, C. A.; Hahn, P. J.; Jesudason, C. D.; McDonald, J. H., III; Matthews, D. P.; Rito, C. J.; Thorpe, A. J. *Mol. Diversity* 1998, **3**, 113; *Chem. Abstr.* 1998, **129**, 40699.
980. Nilsson, U. J.; Fournier, E. J.-L.; Hindsgaul, O. *Bioorg. Med. Chem.* 1998, **6**, 1563.
981. Wong, C.-H.; Hendrix, M.; Manning, D. D.; Rosenbohm, C.; Greenberg, W. A. *J. Am. Chem. Soc.* 1998, **120**, 8319.
982. Siegel, M. G.; Hahn, P. J.; Dressman, B. A.; Fritz, J. E.; Grunwell, J. R.; Kaldor, S. W. *Tetrahedron Lett.* 1997, **38**, 3357.
983. Kung, P.-P.; Bharadwaj, R.; Fraser, A. S.; Cook, D. R.; Kawasaki, A. M.; Cook, P. D. *J. Org. Chem.* 1998, **63**, 1846.
984. Hanessian, S.; Faucher, A.-M. *J. Org. Chem.* 1991, **56**, 2947.
985. Abdel-Magid, A. F.; Harris, B. D.; Maryanoff, C. A. *Synlett* 1994, 81.
986. Marchalin, S.; Kadlecikova, K.; Bar, N.; Decroix, B. *Synth. Commun.* 1998, **28**, 3619.
987. Vacca, J. P.; Fitzgerald, P. M. D.; Holloway, M. K.; Hungate, R. W.; Starbuck, K. E.; Chen, L. J.; Darke, P. L.; Anderson, P. S.; Huff, J. R. *Bioorg. Med. Chem. Lett.* 1994, **4**, 499.
988. Scheidt, K. A.; Roush, W. R.; McKerrow, J. H.; Selzer, P. M.; Hansell, E.; Rosenthal, P. J. *Bioorg. Med. Chem.* 1998, **6**, 2477.
989. Schmidt, B.; Lindman, S.; Tong, W.; Lindeberg, G.; Gogoll, A.; Lai, Z.; Thörnwall, M.; Synnergren, B.; Milsson, A.; Welch, C. J.; Sohtell, M.; Westerlund, C.; Nyberg, F.; Karlén, A.; Hallberg, A. *J. Med. Chem.* 1997, **40**, 903.
990. Katoh, T.; Nagata, Y.; Kobayashi, Y.; Arai, K.; Minami, J.; Terashima, S. *Tetrahedron Lett.* 1993, **34**, 5743.
991. de Laszlo, S. E.; Bush, B. L.; Doyle, J. J.; Greenlee, W. J.; Hangauer, D. G.; Halgren, T. A.; Lynch, R. J.; Schorn, T. W.; Siegl, P. K. *S. J. Med. Chem.* 1992, **35**, 833.
992. Breslin, H. J.; Kukla, M. J.; Ludovici, D. W.; Mohrbacher, R.; Ho, W.; Miranda, M.; Rodgers, J. D.; Hitchens, T. K.; Leo, G.; Gauthier, D. A.; Ho, C. Y.; Scott, M. K.; De Clercq, E.; Pauwels, R.; Andries, K.; Janssen, M. A. C.; Janssen, P. A. J. *J. Med. Chem.* 1995, **38**, 771.
993. Wälchli, R.; Hesse, M. *Helv. Chim. Acta* 1982, **65**, 2299.
994. Benz, H.; Hesse, M. *Helv. Chim. Acta* 1993, **76**, 1636.

995. Vavrecka, M.; Janowitz, A.; Hesse, M. *Tetrahedron Lett.* 1991, **32**, 5543.
996. Saito, S.; Matsumoto, S.; Sato, S.; Inaba, M.; Moriwake, T. *Heterocycles* 1986, **24**, 2785.
997. Dumas, F.; d'Angelo, J. *Tetrahedron Lett.* 1992, **33**, 2005.
998. Banwell, M. G.; Bui, C. T.; Pham, H. T. T.; Simpson, G. W. *J. Chem. Soc., Perkin Trans. 1* 1996, 967.
999. Banwell, M. G.; Bissett, B. D.; Bui, C. T.; Pham, H. T. T.; Simpson, G. W. *Aust. J. Chem.* 1998, **51**, 9.
1000. Harada, H.; Morie, T.; Hirokawa, Y.; Kato, S. *Chem. Pharm. Bull.* 1996, **44**, 2205.
1001. Morie, T.; Harada, H.; Kato, S. *Synth. Commun.* 1997, **27**, 559.
1002. Hirokawa, Y.; Morie, T.; Yamazaki, H.; Yoshida, N.; Kato, S. *Bioorg. Med. Chem. Lett.* 1998, **8**, 619.
1003. Desai, V. N.; Saha, N. N.; Dhavale, D. D. *Chem. Commun.* 1999, 1719.
1004. Hane, J. T.; Henkel, J. G. *Tetrahedron Lett.* 1990, **31**, 2949.
1005. Wasserman, H. H.; Rodriques, K.; Kucharczyk, R. *Tetrahedron Lett.* 1989, **30**, 6077.
1006. Wood, J. L.; Jones, D. R.; Hirschmann, R.; Smith, A. B., III *Tetrahedron Lett.* 1990, **31**, 6329.
1007. Pégorier, L.; Larchevêque, M. *Tetrahedron Lett.* 1995, **36**, 2753.
1008. Hunt, J. A.; Roush, W. R. *Tetrahedron Lett.* 1995, **36**, 501.
1009. Hunt, J. A.; Roush, W. R. *J. Org. Chem.* 1997, **62**, 1112.
1010. Hoshino, H.; Sawaki, S.; Shimamura, N.; Onodera, A.; Umezawa, B. *Heterocycles* 1978, **10**, 61.
1011. Khanna, I. K.; Weier, R. M.; Lentz, K. T.; Swenton, L.; Lankin, D. C. *J. Org. Chem.* 1995, **60**, 960.
1012. Gribble, G. W. *J. Org. Chem.* 1972, **37**, 1833.
1013. Burm, B. E. A.; Meijler, M. M.; Korver, J.; Wanner, M. J.; Koomen, G.-J. *Tetrahedron* 1998, **54**, 6135.
1014. García-Ruano, J. L.; Martínez, M. C.; Rodríguez, J. H.; Olefirowicz, E. M.; Eliel, E. L. *J. Org. Chem.* 1992, **57**, 4215.
1015. Vilsmaier, E.; Roth, W.; Eisfeld, W.; Preis, A.; Bergsträber, U.; Philipp, R.; Schwarzl, S.; Schmadel, K.; Magnano, M. *J. Mol. Struct.* 1999, **513**, 117.
1016. Magnus, P.; Ladlow, M.; Cairns, P. M. *Tetrahedron Lett.* 1987, **28**, 3307.
1017. Sames, D.; Polt, R. *J. Org. Chem.* 1994, **59**, 4596.
1018. Dupont, L.; Dideberg, O.; Sarlet, P. *Bull. Soc. Chim. Belg.* 1983, **92**, 263; *Chem. Abstr.* 1983, **99**, 54043.
1019. Challis, B. C.; Butler, A. R. In *The Chemistry of the Amino Group*; Patai,

- S., Ed.; Wiley Interscience: London, 1968; pp. 278–292.
1020. Hilgetag, G.; Martini, A. *Preparative Organic Chemistry*; Wiley: New York, 1972; pp. 448–461.
1021. Sandler, S. R.; Karo, W. *Organic Functional Group Preparations*, 2nd ed.; Academic Press: New York, 1983; Vol. **12** Part 1, pp. 378–396.
1022. Larock, R. C. *Comprehensive Organic Transformations*; VCH: New York, 1989; p. 397.
1023. Mitsunobu, O. In *Comprehensive Organic Synthesis*; Trost, B. M., Fleming, I., Eds.; Pergamon Press: Oxford, 1991; Vol. **6**, pp. 65–101.
1024. Lunn, G.; Sansone, E. B. J. Chem. Educ. 1994, **71**, 972.
1025. DeVita, R. J.; Frontier, A. J.; Schoen, W. R.; Wyvratt, M. J.; Fisher, M. H.; Cheng, K.; Chan, W. W.-S.; Butler, B. S.; Smith, R. G. Helv. Chim. Acta 1997, **80**, 1244.
1026. Parham, J. C.; Templeton, M. A.; Chello, P. L.; Sirotnak, F. M. J. Heterocycl. Chem. 1979, **16**, 1645.
1027. Domagala, J. M.; Haskell, T. H. J. Org. Chem. 1981, **46**, 134.
1028. Vincent, M.; Rémond, G.; Portevin, B.; Serkiz, B.; Laubie, M. Tetrahedron Lett. 1982, **23**, 1677.
1029. Smith, E. M.; Swiss, G. F.; Neustadt, B. R.; McNamara, P.; Gold, E. H.; Sybertz, E. J.; Baum, T. J. Med. Chem. 1989, **32**, 1600.
1030. Leniewski, A.; Szychowski, J. Collect. Czech. Chem. Commun. 1991, **56**, 1309; Chem. Abstr. 1991, **115**, 159490.
1031. Kori, M.; Itoh, K.; Inada, Y.; Katoh, T.; Sumino, Y.; Nishikawa, K.; Sugihara, H. Chem. Pharm. Bull. 1994, **42**, 580.
1032. Katkevich, M. Y.; Sile, D. E.; Korchagova, E. K.; Slavinskaya, V. A.; Lukevits, E. Khim. Geterotsikl. Soedin. 1996, **32**, 666; Chem. Abstr. 1996, **125**, 276556.
1033. Sham, H. L.; Bolis, G.; Stein, H. H.; Fesik, S. W.; Marcotte, P. A.; Plattner, J. J.; Rempel, C. A.; Greer, J. J. Med. Chem. 1988, **31**, 284.
1034. Pirkle, W. H.; Welch, C. J.; Lamm, B. J. Org. Chem. 1992, **57**, 3854.
1035. Da Silva, E.; Prandi, J.; Beau, J.-M. J. Chem. Soc., Chem. Commun. 1994, 2127.
1036. Pirkle, W. H.; Selness, S. R. J. Org. Chem. 1995, **60**, 3252.
1037. Gibson, S. E.; Guillo, N.; Middleton, R. J.; Thuilliez, A.; Tozer, M. J. J. Chem. Soc., Perkin Trans. **1** 1997, 447.
1038. Kasal, A.; Kohout, L.; Lebl, M. Collect. Czech. Chem. Commun. 1995, **60**, 2147; Chem. Abstr. 1996, **124**, 232879.
1039. Kelley, J. L.; McLean, E. W.; Cohn, N. K.; Edelstein, M. P.; Duch, D. S.; Smith, G. K.; Hanlon, M. H.; Ferone, R. J. Med. Chem. 1990, **33**, 561.
1040. McGahren, W. J.; Barbatschi, F.; Kuck, N. A.; Morton, G. O.; Hardy, B.;

- Ellestad, G. A. J. *Antibiot.* 1982, **35**, 794.
1041. Miyake, A.; Itoh, K.; Oka, Y. *Chem. Pharm. Bull.* 1986, **34**, 2852.
1042. Kline, S. J.; Betebenner, D. A.; Johnson, D. K. *Bioconjugate Chem.* 1991, **2**, 26.
1043. Gorissen, H. J.; Van Hoeck, J. P.; Mockel, A. M.; Journée, G. H.; Delatour, C.; Libert, V. R. *Chirality* 1992, **4**, 286.
1044. Evans, D. A.; Black, W. C. *J. Am. Chem. Soc.* 1993, **115**, 4497.
1045. Morken, J. P.; Kapoor, T. M.; Feng, S.; Shirai, F.; Schreiber, S. L. *J. Am. Chem. Soc.* 1998, **120**, 30.
1046. Avruch, L.; Fischer, S.; Pierce, H., Jr.; Oehlschlager, A. C. *Can. J. Biochem.* 1976, **54**, 567.
1047. Martin, A. R.; Kim, S. H.; Yamamura, H. I.; Horn, A. S. *J. Med. Chem.* 1980, **23**, 938.
1048. Lacombe, S.; Laurent, A.; Rousset, C. *Nouv. J. Chem.* 1983, **7**, 219.
1049. Baldwin, J. E.; Cameron, J. H.; Crossley, M. J.; Dagley, I. J.; Hall, S. R.; Klose, T. J. *Chem. Soc., Dalton Trans.* 1984, 1739.
1050. Zou, W.; Szarek, W. A. *Carbohydr. Res.* 1993, **242**, 311.
1051. Romero, A. G.; Leiby, J. A.; McCall, R. B.; Piercey, M. F.; Smith, M. W.; Han, F. J. *Med. Chem.* 1993, **36**, 2066.
1052. Lin, C.-H.; Haadsma-Svensson, S. R.; Lahti, R. A.; McCall, R. B.; Piercey, M. F.; Schreur, P. J. K. D.; Von Voigtlander, P. F.; Smith, M. W.; Chidester, C. G. *J. Med. Chem.* 1993, **36**, 1053.
1053. Lin, C.-H.; Haadsma-Svensson, S. R.; Phillips, G.; Lahti, R. A.; McCall, R. B.; Piercey, M. F.; Schreur, P. J. K. D.; Von Voigtlander, P. F.; Smith, M. W.; Chidester, C. G. *J. Med. Chem.* 1993, **36**, 1069.
1054. Lin, C.-H.; Haadsma-Svensson, S. R.; Phillips, G.; McCall, R. B.; Piercey, M. F.; Smith, M. W.; Svensson, K.; Carlsson, A.; Chidester, C. G.; Von Voigtlander, P. F. *J. Med. Chem.* 1993, **36**, 2208.
1055. Ennis, M. D.; Stjernlöf, P.; Hoffman, R. L.; Ghazal, N. B.; Smith, M. W.; Svensson, K.; Wikström, H.; Haadsma-Svensson, S. R.; Lin, C.-H. *J. Med. Chem.* 1995, **38**, 2217.
1056. Shuto, S.; Takada, H.; Mochizuki, D.; Tsujita, R.; Hase, Y.; Ono, S.; Shibuya, N.; Matsuda, A. *J. Med. Chem.* 1995, **38**, 2964.
1057. Matsuura, F.; Hamada, Y.; Shioiri, T. *Tetrahedron* 1994, **50**, 9457.
1058. Ting, P. C.; Solomon, D. M. *J. Heterocycl. Chem.* 1995, **32**, 1027.
1059. Beran, M.; Cerny, A.; Kuchar, M.; Adamírová, H.; Holubek, J.; Taimr, J.; Vachak, J.; Frůhaufová, M.; Rezábek, K.; Valchár, M.; Krejčí, I. *Collect. Czech. Chem. Commun.* 1990, **55**, 819; *Chem. Abstr.* 1990, **113**, 172405.
1060. Sun, L.; Chaikof, E. L. *Bioconjugate Chem.* 1997, **8**, 567.

1061. Mann, D. A.; Kanai, M.; Maly, D. J.; Kiessling, L. L. *J. Am. Chem. Soc.* 1998, **120**, 10575.
1062. Hammond, G. B.; Plevy, R. G. *Org. Prep. Proc. Int.* 1991, **23**, 735.
1063. Ashton, M. R.; Moya, E.; Blagbrough, I. S. *Tetrahedron Lett.* 1995, **36**, 9397.
1064. Hamada, Y.; Shiori, T. *J. Org. Chem.* 1986, **51**, 5490.
1065. Boeckman, R. K., Jr.; Perni, R. B. *J. Org. Chem.* 1986, **51**, 5489.
1066. Godfrey, J. D., Jr.; Gordon, E. M.; Von Langen, D. J. *Tetrahedron Lett.* 1987, **28**, 1603.
1067. Banoub, J. H.; Shaw, D. H.; Nakhla, A.; Hodder, H. J. *Eur. J. Biochem.* 1989, **179**, 651.
1068. Yoon, J.; Hong, S.; Martin, K. A.; Czarnik, A. W. *J. Org. Chem.* 1995, **60**, 2792.
1069. Fushiya, S.; Matsuda, M.; Yamada, S.; Nozoe, S. *Tetrahedron* 1996, **52**, 877.
1070. Kelley, J. L.; McLean, E. W. *J. Heterocycl. Chem.* 1990, **27**, 459.
1071. Griffith, O. W.; Anderson, M. E.; Meister, A. J. *Biol. Chem.* 1979, **254**, 1205.
1072. Bartroli, J.; Ramis, J.; Marin, A.; Forn, J. J. *Labeled Comp. Radiopharm.* 1986, **23**, 771.
1073. Shaw, K. J.; Luly, J. R.; Rapoport, H. J. *J. Org. Chem.* 1985, **50**, 4515.
1074. Weber, A. E.; Steiner, M. G.; Krieter, P. A.; Colletti, A. E.; Tata, J. R.; Halgren, T. A.; Ball, R. G.; Doyle, J. J.; Schorn, T. W.; Stearns, R. A.; Miller, R. R.; Siegl, P. K. S.; Greenlee, W. J.; Patchett, A. A. *J. Med. Chem.* 1992, **35**, 3755.
1075. Chapman, K. T.; Kopka, I. E.; Durette, P. L.; Esser, C. K.; Lanza, T. J.; Izquierdo-Martin, M.; Niedzwiecki, L.; Chang, B.; Harrison, R. K.; Kuo, D. W.; Lin, T.-Y.; Stein, R. L.; Hagmann, W. K. *J. Med. Chem.* 1993, **36**, 4293.
1076. Gareau, Y.; Zamboni, R.; Wong, A. W. *J. Org. Chem.* 1993, **58**, 1582.
1077. Evans, B. E.; Anderson, P. S.; Christy, M. E.; Colton, C. D.; Remy, D. C.; Rittle, K. E.; Engelhardt, E. L. *J. Org. Chem.* 1979, **44**, 3127.
1078. Ceruti, M.; Balliano, G.; Viola, F.; Cattel, L.; Gerst, N.; Schuber, F. *Eur. J. Med. Chem.* 1987, **22**, 199.
1079. Thaisrivongs, S.; Pals, D. T.; Turner, S. R.; Kroll, L. T. *J. Med. Chem.* 1988, **31**, 1369.
1080. Coppola, G. M.; Damon, R. E.; Yu, H. J. *Heterocycl. Chem.* 1996, **33**, 687.
1081. Ok, H. O.; Szumiloski, J. L.; Beattie, T. R.; Goulet, M. T.; Staruch, M. J.; Dumont, F. J.; Wyvratt, M. J. *Bioorg. Med. Chem. Lett.* 1997, **7**, 2199.

1082. Shioiri, T.; Irako, N.; Sakakibara, S.; Matsuura, F.; Hamada, Y. *Heterocycles* 1997, **44**, 519.
1083. Luo, P.; Leitzel, J. C.; Zan, Z.-Y. J.; Lynn, D. G. *J. Am. Chem. Soc.* 1998, **120**, 3019.
1084. Achatz, O.; Grandl, A.; Wanner, K. T. *Eur. J. Org. Chem.* 1999, 1967.
1085. Mandville, G.; Bloch, R. *Eur. J. Org. Chem.* 1999, 2303.
1086. Tietze, L. F.; Bärtels, C. *Tetrahedron* 1989, **45**, 681.
1087. Hutchinson, C. R. *J. Org. Chem.* 1974, **39**, 1854.
1088. Kennedy, M. G.; Moody, C. J.; Rees, C. W.; Thomas, R. *J. Chem. Soc., Perkin Trans. 1* 1991, 2499.
1089. Andruszkiewicz, R. *J. Pol. Chem.* 1988, **62**, 257; *Chem. Abstr.* 1990, **112**, 56607.
1090. Ang, S.-G.; Williamson, M. P.; Williams, D. H. *J. Chem. Soc., Perkin Trans. 1* 1988, 1949.
1091. Bakina, E.; Wu, Z.; Rosenblum, M.; Farquhar, D. *J. Med. Chem.* 1997, **40**, 4013.
1092. Ramamurthy, B.; Bhatt, M. V. *J. Med. Chem.* 1989, **32**, 2421.
1093. Ang, S.-G.; Peh, Y.-K. *Aust. J. Chem.* 1997, **50**, 31.
1094. Berger, G.; Maziere, M.; Prenant, C.; Sastre, J.; Syrota, A.; Comar, D. *J. Radioanal. Chem.* 1982, **74**, 301.
1095. Berger, G.; Prenant, C.; Sastre, J.; Syrota, A.; Comar, D. *Int. J. Appl. Radiat. Isot.* 1983, **34**, 1556.
1096. Prenant, C.; Sastre, J.; Crouzel, C.; Syrota, A. *J. Labeled Comp. Radiopharm.* 1987, **24**, 227.
1097. Burkard, S.; Borschberg, H.-J. *Helv. Chim. Acta* 1990, **73**, 298.
1098. Subramanyam, C.; Noguchi, M.; Weinreb, S. M. *J. Org. Chem.* 1989, **54**, 5580.
1099. Fukuyama, T.; Cheung, M.; Jow, C.-K.; Hidai, T.; Kan, T. *Tetrahedron Lett.* 1997, **38**, 5831.
1100. McChesney, J. D.; Sarangan, S. *J. Labeled Comp. Radiopharm.* 1984, **21**, 293.
1101. Biellmann, J. F.; Branlant, G.; Wallén, L. *Bioorg. Chem.* 1977, **6**, 89.
1102. Cortijo, M.; Jimenez, J. S.; Llor, J. *An. Quim.* 1978, **74**, 1162; *Chem. Abstr.* 1979, **91**, 34349.
1103. Lee, R. T.; Lee, Y. C. *Biochemistry* 1986, **25**, 6835.
1104. Thompson, J.; Curtis, M. A.; Miller, S. P. *F. J. Bacteriol.* 1986, **167**, 522.
1105. Pichat, L.; Tostain, J.; Gomis, J. M.; Coppo, M.; Moustier, A. M.; Vincent, M.; Remond, G.; Portevin, B.; Laubie, M. *J. Labeled Comp. Radiopharm.* 1988, **25**, 553.

1106. Hanessian, S.; Faucher, A.-M.; Léger, S. *Tetrahedron* 1990, **46**, 231.
1107. Laronze, J.-Y.; Dridi, S.; Sapi, J. *Synth. Commun.* 1991, **21**, 881.
1108. Guthrie, J. P.; Cullimore, P. A.; McDonald, R. S.; O'Leary, S. *Int. J. Pept. Protein Res.* 1983, **22**, 284.
1109. Thorsett, E. D.; Harris, E. E.; Aster, S. D.; Peterson, E. R.; Snyder, J. P.; Springer, J. P.; Hirshfield, J.; Tristram, E. W.; Patchett, A. A.; Ulm, E. H.; Vassil, T. C. *J. Med. Chem.* 1986, **29**, 251.
1110. Zydowsky, T. M.; Dellaria, J. F., Jr.; Nellans, H. N. *J. Org. Chem.* 1988, **53**, 5607.
1111. Venuti, M. C.; Alvarez, R.; Bruno, J. J.; Strosberg, A. M.; Gu, L.; Chiang, H.-S.; Massey, I. J.; Chu, N.; Fried, J. H. *J. Med. Chem.* 1988, **31**, 2145.
1112. Soll, R. M.; Parks, J. A.; Rimele, T. J.; Heaslip, R. J.; Wojdan, A.; Oshiro, G.; Grimes, D.; Asselin, A. *Eur. J. Med. Chem.* 1990, **25**, 191.
1113. Shue, Y.-K.; Carrera, G. M., Jr.; Hutchins, C. H.; Garvey, D. S.; Nazdan, A. M. *J. Org. Chem.* 1991, **56**, 2936.
1114. Baker, W. R.; Fung, A. K. L.; Kleinert, H. D.; Stein, H. H.; Plattner, J. J.; Armiger, Y.-L.; Condon, S. L.; Cohen, J.; Egan, D. A.; Barlow, J. L.; Verburg, K. M.; Martin, D. L.; Young, G. A.; Polakowski, J. S.; Boyd, S. A.; Perun, T. J. *J. Med. Chem.* 1992, **35**, 1722.
1115. Lubben, M.; Feringa, B. L. *J. Org. Chem.* 1994, **59**, 2227.
1116. Baillie, L. C.; Batsanov, A.; Bearder, J. R.; Whiting, D. A. *J. Chem. Soc., Perkin Trans. 1* 1998, 3471.
1117. Tadanier, J.; Martin, J. R.; Hallas, R.; Rasmussen, R.; Grampovnik, D.; Rosenbrook, W., Jr.; Arnold, W.; Schuber, E. *Carbohydr. Res.* 1981, **98**, 11.
1118. Borch, R. F. *Org. Synth.* 1972, **52**, 124.
1119. Bair, K. W.; Tuttle, R. L.; Knick, V. C.; Cory, M.; McKee, D. D. *J. Med. Chem.* 1990, **33**, 2385.
1120. Bair, K. W.; Andrews, C. W.; Tuttle, R. L.; Knick, V. C.; Cory, M.; McKee, D. D. *J. Med. Chem.* 1991, **34**, 1983.
1121. Stork, G.; Zhang, C.; Gryaznov, S.; Schultz, R. *Tetrahedron Lett.* 1995, **36**, 6387.
1122. Dukat, M.; Fiedler, W.; Dumas, D.; Damaj, I.; Martin, B. R.; Rosecrans, J. A.; James, J. R.; Glennon, R. A. *Eur. J. Med. Chem.* 1996, **31**, 875.
1123. Lomis, T. J.; Martin, J.; McCloskey, B.; Zhang, S.; Siddiqui, S.; Shepherd, R. E.; Siuda, J. F. *Inorg. Chim. Acta* 1989, **157**, 99.
1124. Schor, N. F.; Cheng, B.; Siuda, J. F. *J. Pharm. Sci.* 1991, **80**, 311.
1125. Lakanen, J. R.; Pegg, A. E.; Coward, J. K. *J. Med. Chem.* 1995, **38**, 2714.
1126. Tita, T. T.; Kornet, M. J. *J. Heterocycl. Chem.* 1987, **24**, 409.

1127. Chand, D. K.; Bharadwaj, P. K. *Tetrahedron* 1997, **53**, 10517.
1128. Bernabé, P.; Castedo, L.; Domínguez, D. *Tetrahedron Lett.* 1998, **39**, 9785.
1129. Fenton, D. E.; Papageorgiou, G. *Tetrahedron* 1996, **52**, 5913.
1130. Bartolow, R. M.; Walaszek, E. J. *J. Med. Chem.* 1976, **19**, 189.
1131. Ashby, E. C.; Willard, G. F. *J. Org. Chem.* 1978, **43**, 4750.
1132. El-Obeid, H. A.; Madani, A. A. E.; Al-Rashood, K. A.; El Tahir, K. E. H.; Tilmisani, A. K.; Ibrahim, M. E. *Pharm. Res.* 1987, **4**, 166.
1133. Krook, M.; Ghosh, D.; Strömberg, R.; Carlquist, M.; Jörnvall, H. *Proc. Natl. Acad. Sci. USA* 1993, **90**, 502.
1134. Gade, L.; Mahr, N. J. *Chem. Soc., Dalton Trans.* 1993, 489.
1135. Hedberg, M. H.; Jansen, J. M.; Nordvall, G.; Hjorth, S.; Unelius, L.; Johansson, A. M. *J. Med. Chem.* 1996, **39**, 3491.
1136. Welch, M. J.; Coleman, R. E.; Straatman, M. G.; Asberry, B. E.; Primeau, J. L.; Fair, W. R.; Ter-Pogossian, M. M. *J. Nucl. Med.* 1977, **18**, 74.
1137. Kihara, M.; Ikeuchi, M.; Adachi, S.; Nagao, Y.; Moritoki, H.; Yamaguchi, M.; Taira, Z. *Chem. Pharm. Bull.* 1995, **43**, 1543.
1138. Kern, W.; Spitteller, G. *Tetrahedron* 1996, **52**, 4347.
1139. Wenzel, M.; Asindraza, P.; Schachschneider, G. *J. Labeled Comp. Radiopharm.* 1983, **20**, 1061.
1140. Fisher, J. W.; Nissan, R. A.; Lowe-Ma, C. K. *J. Heterocycl. Chem.* 1991, **28**, 1677.
1141. Labaudinière, R.; Dereu, N.; Cavy, F.; Guillet, M.-C.; Marquis, O.; Terlain, B. *J. Med. Chem.* 1992, **35**, 4315.
1142. Benoiton, L. *Can. J. Chem.* 1964, **42**, 2043.
1143. Nicolás, E.; Pujades, M.; Bacardit, J.; Giralt, E.; Alberico, F. *Tetrahedron Lett.* 1997, **38**, 2317.
1144. Mouna, A. M.; Nguyen, C.; Rage, I.; Xie, J.; Née, G.; Mazaleyrat, J. P.; Wakselman, M. *Synth. Commun.* 1994, **24**, 2429.
1145. Wallace, M. A.; Dean, D. C.; Ellsworth, R. L.; Melillo, D. G. *J. Labeled Comp. Radiopharm.* 1996, **38**, 155.
1146. Weatherman, R. V.; Kiessling, L. L. *J. Org. Chem.* 1996, **61**, 534.
1147. Brüning, J.; Kiessling, L. L. *Tetrahedron Lett.* 1996, **37**, 2907.
1148. Hester, J. B., Jr.; Rudzik, A. D.; Von Voigtlander, P. F. *J. Med. Chem.* 1980, **23**, 392.
1149. Kolocouris, N.; Kolocouris, A.; Foscolos, A.; Fytas, G.; Neyts, J.; Padalko, E.; Balzarini, J.; Snoeck, R.; Andrei, G.; De Clercq, E. *J. Med. Chem.* 1996, **39**, 3307.
1150. Yaffe, M. P.; Kennedy, E. P. *Biochemistry* 1983, **22**, 1497.

1151. Ang, S.-G.; Low, S. H. *Aust. J. Chem.* 1991, **44**, 1591.
1152. Yang, D.; Brémont, B.; Shen, S.; Kefi, S.; Langlois, M. *Eur. J. Med. Chem.* 1996, **31**, 231.
1153. Ferrigni, N. R.; Nichols, D. E.; McLaughlin, J. L.; Bye, R. A. J. *Ethnopharmacol.* 1982, **5**, 359; *Chem. Abstr.* 1982, **97**, 20728.
1154. Rezler, E. M.; Fenton, R. R.; Esdale, W. J.; McKeage, M. J.; Russell, P. J.; Hambley, T. W. *J. Med. Chem.* 1997, **40**, 3508.
1155. Sturm, P. A.; Cory, M.; Henry, D. W.; McCall, J. W.; Ziegler, J. B. *J. Med. Chem.* 1977, **20**, 1327.
1156. McGeady, P.; Pyun, H.-J.; Coates, R. M.; Croteau, R. *Arch. Biochem. Biophys.* 1992, **299**, 63.
1157. Cane, D. E.; Yang, G.; Coates, R. M.; Pyun, H.-J.; Hohn, T. M. *J. Org. Chem.* 1992, **57**, 3454.
1158. Carreño, M. C.; Garcia Ruano, J. L.; Rubio, A. *An. Quim.* 1990, **86**, 65; *Chem. Abstr.* 1991, **114**, 101162.
1159. Kaloustian, M. K.; Dennis, N.; Mager, S.; Evans, S. A.; Alcludia, F.; Eliel, E. L. *J. Am. Chem. Soc.* 1976, **98**, 956.
1160. Baer, H. H.; Hanna, Z. S. *Carbohydr. Res.* 1981, **94**, 43.
1161. Menger, F. M.; Thanos, T. E. *J. Am. Chem. Soc.* 1976, **98**, 3267.
1162. Joseph, B.; Benarab, A.; Guillaumet, G. *Heterocycles* 1995, **41**, 2769.
1163. Brunet, E.; Gallego, M. T.; García Ruano, J. L.; Alcludia, F. *Tetrahedron* 1986, **42**, 1423.
1164. Lewis, F. D.; Reddy, G. D.; Schneider, S.; Gahr, M. *J. Am. Chem. Soc.* 1991, **113**, 3498.
1165. Campaigne, E.; Homfeld, E. J. *Heterocycl. Chem.* 1979, **16**, 1321.
1166. Stoll, H.; Wolf, J.-P.; Pfander, H. *Helv. Chim. Acta* 1987, **70**, 1786.
1167. Link, H. *Helv. Chim. Acta* 1978, **61**, 2419.
1168. Barf, T. A.; de Boer, P.; Wikström, H.; Peroukta, S. J.; Svensson, K.; Ennis, M. D.; Ghazal, N. B.; McGuire, J. C.; Smith, M. W. *J. Med. Chem.* 1996, **39**, 4717.
1169. Klaus, R. O.; Ganter, C. *Helv. Chim. Acta* 1980, **63**, 2559.
1170. Weinstock, J.; Gaitanopoulos, D. E.; Oh, H.-J.; Pfeiffer, F. R.; Karash, C. B.; Venslavsky, J. W.; Sarau, H. M.; Flaim, K. E.; Hieble, J. P.; Kaiser, C. *J. Med. Chem.* 1986, **29**, 1615.
1171. Corbin, J. L.; Miller, K. F.; Pariyadath, N.; Heinecke, J.; Bruce, A. E.; Wherland, S.; Stiefel, E. I. *Inorg. Chem.* 1984, **23**, 3404.
1172. Cannon, J. G.; Koble, D. L.; Long, J. P.; Verimer, T. J. *J. Med. Chem.* 1980, **23**, 750.
1173. Kolocouris, N.; Foscolos, G. B.; Kolocouris, A.; Marakos, P.; Pouli, N.; Fytas, G.; Ikeda, S.; De Clercq, E. *J. Med. Chem.* 1994, **37**, 2896.

1174. Waterhouse, I.; Cable, K. M.; Fellows, I.; Wipperman, M. D.; Sutherland, D. R. *J. Labeled Comp. Radiopharm.* 1996, **38**, 1021.
1175. Gokel, G.; Hoffman, P.; Klusacek, H.; Marquarding, D.; Ruch, E.; Ugi, I. *Angew. Chem., Int. Ed. Engl.* 1970, **9**, 64.
1176. Hiebert, C. K.; Silverman, R. B. *J. Med. Chem.* 1988, **31**, 1566.
1177. van der Werf, J. F.; Vaalburg, W.; Korf, J.; Kuilman, T.; Wiegman, T. *Int. J. Appl. Radiat. Isot.* 1984, **35**, 377; *Chem. Abstr.* 1984, **101**, 191728.
1178. Sai, H.; Ozaki, Y.; Hayashi, K.; Onoda, Y.; Yamada, K. *Chem. Pharm. Bull.* 1996, **44**, 1168.
1179. Schulze, R.; Beckhaus, H.-D.; Rüchardt, C. *Chem. Ber.* 1993, **126**, 1031.
1180. Leeper, F. J.; Smith, D. H. C. *J. Chem. Soc., Perkin Trans. 1* 1995, 861.
1181. Wünsch, B.; Bauschke, G. *Arch. Pharm. (Weinheim, Ger.)* 1991, **324**, 867.
1182. Glen, R. C.; Martin, G. R.; Hill, A. P.; Hyde, R. M.; Woollard, P. M.; Salmon, J. A.; Buckingham, J.; Robertson, A. D. *J. Med. Chem.* 1995, **38**, 3566.
1183. Bös, M.; Stadler, H.; Wichmann, J.; Jenck, F.; Martin, J. R.; Moreau, J.-L.; Sleight, A. J. *Helv. Chim. Acta* 1998, **81**, 525.
1184. Overman, L. E.; Petty, C. B.; Doedens, R. J. *J. Org. Chem.* 1979, **44**, 4183.
1185. Rehse, K.; Sparfeldt, P.; Kehr, W. *Arch. Pharm. (Weinheim, Ger.)* 1987, **320**, 1042.
1186. Wünsch, B.; Zott, M.; Höfner, G. *Tetrahedron* 1994, **50**, 8003.
1187. Hanna, P. E.; Grund, V. R.; Anders, M. W. *J. Med. Chem.* 1974, **17**, 1020.
1188. Cannon, J. G.; Smith, R. V.; Aleem, M. A.; Long, J. P. *J. Med. Chem.* 1975, **18**, 108.
1189. Wünsch, B.; Zott, M.; Höfner, G. *Arch. Pharm. (Weinheim, Ger.)* 1993, **326**, 823.
1190. Harding, K. E.; Clement, K. S. *J. Org. Chem.* 1984, **49**, 3870.
1191. Harding, K. E.; Clement, K. S.; Tseng, C.-Y. *J. Org. Chem.* 1990, **55**, 4403.
1192. Hester, J. B., Jr. *J. Heterocycl. Chem.* 1980, **17**, 575.
1193. Ahmed, A. E.; Hanna, P. E.; Grund, V. R. *J. Med. Chem.* 1976, **19**, 117.
1194. Sendzik, M.; Guarnieri, W.; Hoppe, D. *Synthesis* 1998, 1287.
1195. Jenn, T.; Heissler, D. *Tetrahedron* 1998, **54**, 97.
1196. Salvadori, S.; Balboni, G.; Guerrini, R.; Tomatis, R.; Bianchi, C.; Bryant, S. D.; Cooper, P. S.; Lazarus, L. H. *J. Med. Chem.* 1997, **40**, 3100.
1197. Kapnang, H.; Charles, G.; Sondengam, B. L.; Hentchoya Hémo, J.

- Tetrahedron Lett. 1977, **39**, 3469.
1198. Sondengam, B. L.; Hentchoya Hémo, J.; Charles, G. Tetrahedron Lett. 1973, 261.
1199. Tence, M.; Coeffier, E.; Heymans, F.; Polonsky, J.; Godfroid, J.-J.; Benveniste, J. Biochimie 1981, **63**, 723.
1200. Saito, H.; Nishimura, Y.; Kondo, S.; Komuro, K.; Takeuchi, T. Bull. Chem. Soc. Jpn. 1988, **61**, 2493.
1201. Glatz, B.; Helmchen, G.; Muxfeldt, H.; Porcher, H.; Prewo, R.; Senn, J.; Stezowski, J. J.; Stojda, R. J.; White, D. R. J. Am. Chem. Soc. 1979, **101**, 2171.
1202. Abraham, J.; Jindal, D. P.; Singh, H.; Patnaik, G. K.; Srimal, R. C. Eur. J. Med. Chem. 1993, **28**, 231.
1203. Suga, H.; Ersoy, O.; Tsumuraya, T.; Lee, J.; Sinskey, A. J.; Masamune, S. J. Am. Chem. Soc. 1994, **116**, 487.
1204. Zwaagstra, M. E.; Korthouwer, R. E. M.; Timmerman, H.; Zhang, M.-Q. Eur. J. Med. Chem. 1998, **33**, 95.
1205. Kikuchi, T.; Nishinaga, T.; Inagaki, M.; Niwa, M.; Kuriyama, K. Chem. Pharm. Bull. 1975, **23**, 416.
1206. Nara, K.; Yoshioka, K.; Kida, M. Chem. Pharm. Bull. 1979, **27**, 65.
1207. Tatsuta, K.; Akimoto, K.; Takahashi, H.; Hamatsu, T.; Annaka, M.; Kinoshita, M. Bull. Chem. Soc. Jpn. 1984, **57**, 529.
1208. Tatsuta, K.; Akimoto, K.; Takahashi, H.; Hamatsu, T.; Annaka, M.; Kinoshita, M. Tetrahedron Lett. 1983, **24**, 4867.
1209. Berger, G.; Mazière, M.; Marazano, C.; Comar, D. Eur. J. Nucl. Med. 1978, **3**, 101.
1210. Golinski, M.; DeLaLuz, P. J.; Floresca, R.; Delcamp, T. J.; Vanaman, T. C.; Watt, D. S. Bioconjugate Chem. 1995, **6**, 549.
1211. Möhrle, H.; Sieker, K. Arch. Pharm. (Weinheim, Ger.) 1976, **309**, 380.
1212. Vecchietti, V.; Giordani, A.; Giardina, G.; Colle, R.; Clarke, G. D. J. Med. Chem. 1991, **34**, 397.
1213. Davies, H. M. L.; Saikali, E.; Young, W. B. J. Org. Chem. 1991, **56**, 5696.
1214. Hernández, A. S.; Thaler, A.; Castells, J.; Rapoport, H. J. Org. Chem. 1996, **61**, 314.
1215. Bates, H. A.; Garelick, J. S. J. Org. Chem. 1984, **49**, 4552
1216. Mes, G. F.; van Ramesdonk, H. J.; Verhoeven, J. W. J. Am. Chem. Soc. 1984, **106**, 1335.
1217. Secor, H. V.; Seeman, J. I. Heterocycles 1986, **24**, 1687.
1218. Browne, E. J. Aust. J. Chem. 1984, **37**, 367.
1219. Malmusi, L.; Dukat, M.; Young, R.; Teitler, M.; Darmani, N. A.; Ahmad,

- B.; Smith, C.; Glennon, R. A. *Med. Chem. Res.* 1996, **6**, 412.
1220. Davies, J. W.; Durrant, M. L.; Walker, M. P.; Belkacemi, D.; Malpass, J. R. *Tetrahedron* 1992, **48**, 861.
1221. Lampe, J. W.; Hanna, R. G.; Piscitelli, T. A.; Chou, Y.-L.; Erhardt, P. W.; Lumma, W. C., Jr.; Greenberg, S. S.; Ingebretsen, W. R.; Marshall, D. C.; Wiggins, J. J. *Med. Chem.* 1990, **33**, 1688.
1222. Engler, G.; Strub, H.; Fleury, J.-P.; Fritz, H. *Helv. Chim. Acta* 1985, **68**, 789.
1223. Ding, Y.-S.; Liang, F.; Fowler, J. S.; Kuhar, M. J.; Carroll, F. I. *J. Labeled Comp. Radiopharm.* 1997, **39**, 827.
1224. Anderson, P. S.; Christy, M. E.; Engelhardt, E. L.; Lundell, G. F.; Ponticello, G. S. *J. Heterocycl. Chem.* 1977, **14**, 213.
1225. Rosen, G. M.; Abou-Donia, M. B. *Synth. Commun.* 1975, **5**, 415.
1226. Plenevaux, A.; Dewey, S. L.; Fowler, J. S.; Guillaume, M.; Wolf, A. P. *J. Med. Chem.* 1990, **33**, 2015.
1227. Hart, D. J.; Li, J.; Wu, W.-L.; Kozikowski, A. P. *J. Org. Chem.* 1997, **62**, 5023
1228. Sonesson, C.; Lin, C.-H.; Hansson, L.; Waters, N.; Svensson, K.; Carlsson, A.; Smith, M. W.; Wikström, H. *J. Med. Chem.* 1994, **37**, 2735.
1229. Wikström, H.; Sanchez, D.; Lindberg, P.; Hacksell, U.; Arvidsson, L.-E.; Johansson, A. M.; Thorberg, S.-O.; Nilsson, J. L. G.; Svensson, K.; Hjorth, S.; Clark, D.; Carlsson, A.; *J. Med. Chem.* 1984, **27**, 1030.
1230. Itoh, N.; Matsuyama, H.; Yoshida, M.; Kamigata, N.; Iyoda, M. *Bull. Chem. Soc. Jpn* 1995, **68**, 3121.
1231. Malmusi, L.; Dukat, M.; Young, R.; Teitler, M.; Darmani, N. A.; Ahmad, B.; Smith, C.; Glennon, R. A. *Med. Chem. Res.* 1996, **6**, 400.
1232. Yamamoto, H.; Maruoka, K. *J. Am. Chem. Soc.* 1981, **103**, 4186.
1233. Bai, D.; Xu, R.; Chu, G.; Zhu, X. *J. Org. Chem.* 1996, **61**, 4600.
1234. Wünsch, B.; Höfner, G.; Bauschke, G. *Arch. Pharm. (Weinheim, Ger.)* 1993, **326**, 101.
1235. Charpentier, P.; Brière, J.-F.; Dupas, G.; Quéguiner, G.; Bourguignon, J. *Tetrahedron* 1996, **52**, 10441.
1236. Pilli, R. A.; Dias, L. C. *Synth. Commun.* 1991, **21**, 2213.
1237. Wünsch, B.; Zott, M.; Höfner, G.; Bauschke, G. *Arch. Pharm. (Weinheim, Ger.)* 1995, **328**, 487.
1238. Wünsch, B.; Zott, M. *Tetrahedron: Asymmetry* 1993, **4**, 2307.
1239. Hay, M. P.; Lee, H. H.; Wilson, W. R.; Roberts, P. B.; Denny, W. A. *J. Med. Chem.* 1995, **38**, 1928.
1240. Boger, D. L.; Teramoto, S.; Cai, H. *Bioorg. Med. Chem.* 1996, **4**, 179.
1241. Shetty, H. U.; Murthy, S.S.; Nelson, W. L. *J. Labeled Comp.*

- Radiopharm. 1989, **27**, 1215
1242. Cannon, J. G.; O'Donnell, J. P.; Lee, T.; Hoppin, C. R.; Long, J. P.; Ilhan, M.; Costall, B.; Naylor, R. J. J. Med. Chem. 1975, **18**, 1212.
1243. Zhang, C.; Izenwasser, S.; Katz, J. L.; Terry, P. D.; Trudell, M. L. J. Med. Chem. 1998, **41**, 2430.
1244. Cannon, J. G.; Lee, T.; Goldman, D. H.; Long, J. P.; Flynn, J. R.; Verimer, T.; Costall, B.; Naylor, R. J. J. Med. Chem. 1980, **23**, 1.
1245. Cannon, J. G.; Lee, T.; Beres, J. A.; Goldman, H. D. J. Heterocycl. Chem. 1980, **17**, 1633.
1246. Cannon, J. G.; Lee, T.; Hsu, F.-L.; Long, J. P.; Flynn, J. R. J. Med. Chem. 1980, **23**, 502.
1247. Cannon, J. G.; Suarez-Gutierrez, C.; Lee, T.; Long, J. P.; Costall, B.; Fortune, D. H.; Naylor, R. J. J. Med. Chem. 1979, **22**, 341.
1248. Kanazawa, A.; Gillet, S.; Delair, P.; Greene, A. E. J. Org. Chem. 1998, **63**, 4660.
1249. Bremner, J. B.; Browne, E. J.; Chohan, V.; Yates, B. F. Aust. J. Chem. 1984, **37**, 1043.
1250. Bremner, J. B.; Thirasasana, N. Aust. J. Chem. 1982, **35**, 2307.
1251. Kogan, T. P.; Somers, T. C.; Venuti, V. C. Tetrahedron 1990, **46**, 6623.
1252. Herbert, R. B.; Kattah, A. E. Tetrahedron 1990, **46**, 7105.
1253. Herbert, R. B.; Kattah, A. E.; Knagg, E. Tetrahedron 1990, **46**, 7119.
1254. Watanabe, K.; Wakabayashi, T. J. Org. Chem. 1980, **45**, 357.
1255. Chruma, J. J.; Sames, D.; Polt, R. Tetrahedron Lett. 1997, **38**, 5085.
1256. Jacobsen, E. J.; Levin, J.; Overman, L. E. J. Am. Chem. Soc. 1988, **110**, 4329.
1257. Kiguchi, T.; Shirakawa, M.; Honda, R.; Ninomiya, I.; Naito, T. Tetrahedron 1998, **54**, 15589.
1258. Achenbach, H.; Renner, C.; Wörth, J.; Addae-Mensah, I. Liebigs Ann. Chem. 1982, 1132.
1259. Brewster, W. K.; Nichols, D. E.; Watts, V. J.; Riggs, R. M.; Mottola, D.; Mailman, R. B. J. Med. Chem. 1995, **38**, 318.
1260. Dumont, R.; Newman, A. H.; Rice, K. C.; Brossi, A.; Toome, V.; Wegrzynski, B. FEBS Lett. 1986, **206**, 125.
1261. Tius, M. A.; Kerr, M. A. J. Am. Chem. Soc. 1992, **114**, 5959.
1262. Stütz, A.; Georgopoulos, V.; Granitzer, W.; Petranyi, G.; Berney, D. J. Med. Chem. 1986, **29**, 112.
1263. Xiao, L.; Mereiter, K.; Wassensteiner, W.; Widhalm, M. Synthesis 1999, 1354.
1264. Abraham, D. J.; Mokotoff, M.; Sheh, L.; Simmons, J. E. J. Med. Chem. 1983, **26**, 549.

1265. Pyne, S. G.; Dikic, B. J. *Org. Chem.* 1990, **55**, 1932.
1266. Berney, D.; Schuh, K. *Helv. Chim. Acta* 1976, **59**, 2059.
1267. Wünsch, B.; Bauschke, G. *Arch. Pharm. (Weinheim, Ger.)* 1993, **326**, 171.
1268. Bélanger, P. C.; Rooney, C. S.; Robinson, F. M.; Sarett, L. H. *J. Org. Chem.* 1978, **43**, 906.
1269. Stütz, A.; Petranyi, G. *J. Med. Chem.* 1986, **29**, 1539.
1270. Calderon, S. N.; Newman, A. H.; Tortella, F. C. *J. Med. Chem.* 1991, **34**, 3159.
1271. Elias, H.; Stock, F.; Röhr, C. *Acta Crystallogr.* 1997, **C53**, 862.
1272. Witiak, D. T.; Vishnuvajjala, B. R.; Gupta, T. K.; Gerald, M. C. *J. Med. Chem.* 1976, **19**, 40.
1273. Coppola, G. M. *J. Heterocycl. Chem.* 1991, **28**, 1769.
1274. Bravo, P.; Crucianelli, M.; Farina, A.; Meille, S. V.; Volonterio, A.; Zanda, M. *Eur. J. Org. Chem.* 1998, 435.
1275. Lee, A. W. M.; Chan, W. H.; Tao, Y.; Lee, Y. K. *J. Chem. Soc., Perkin Trans. 1* 1994, 477.
1276. Lenz, G. R. *J. Org. Chem.* 1988, **53**, 4447.
1277. Meyer, M. D.; Hancock, A. A.; Tietje, K.; Sippy, K. B.; Prasad, R.; Stout, D. M.; Arendsen, D. L.; Donner, B. G.; Carroll, W. A. *J. Med. Chem.* 1997, **40**, 1049.
1278. Aronstam, R. S.; King, C. T., Jr.; Albuquerque, E. X.; Daly, J. W.; Feigl, D. M. *Biochem. Pharmacol.* 1985, **34**, 3037.
1279. Benson, W.; Winterfeldt, E. *Heterocycles* 1981, **15**, 935.
1280. Marshall, R. J.; McIndewar, I.; Peters, J. A. M.; van Vliet, N. P.; Zeelen, F. J. *Eur. J. Med. Chem.-Chim. Ther.* 1984, **19**, 43.
1281. Kashiwaba, N.; Morooka, S.; Kimura, M.; Ono, M.; Toda, J.; Susuki, H.; Sano, T. *J. Nat. Prod.* 1996, **59**, 476.
1282. Jacobsen, E. J.; Stelzer, L. S.; Belonga, K. L.; Carter, D. B.; Im, W. B.; Sethy, V. H.; Tang, A. H.; Von Voigtlander, P. F.; Petke, J. D. *J. Med. Chem.* 1996, **39**, 3820.
1283. Mitani, K.; Sakurai, S.; Suzuki, T.; Morikawa, K.; Koshinaka, E.; Kato, H.; Ito, Y.; Fujita, T. *Chem. Pharm. Bull.* 1988, **36**, 4103.
1284. van Niel, M. B.; Collins, I.; Beer, M. S.; Broughton, H. B.; Cheng, S. K. F.; Goodacre, S. C.; Heald, A.; Locker, K. L.; MacLeod, A. M.; Morrison, D.; Moyes, C. R.; O'Connor, D.; Pike, A.; Rowley, M.; Russell, M. G. N.; Sohal, B.; Stanton, J. A.; Thomas, S.; Verrier, H.; Watt, A. P.; Castro, J. L. *J. Med. Chem.* 1999, **42**, 2087.
1285. Carson, J. R.; Almond, H. R.; Brannan, M. D.; Carmosin, R. J.; Flaim, S. F.; Gill, A.; Gleason, M. M.; Keely, S. L.; Ludovici, D. W.; Pitis, P. M.;

- Rebarchak, M. C.; Villani, F. J. J. Med. Chem. 1988, **31**, 630.
1286. Woitun, E.; Maier, R.; Wetzels, B.; Reuter, W.; Lechner, U. J. Antibiot. 1981, **34**, 22.
1287. Boyer, F.-D.; Pancrazi, A.; Lallemand, J.-Y. Synth. Commun. 1995, **25**, 1099.
1288. Berger, G.; Maziere, M.; Knipper, R.; Prenant, C.; Comar, D. Int. J. Appl. Radiat. Isot. 1979, **30**, 393.
1289. Vora, M. M.; Finn, R. D.; Boothe, T. E.; Liskowsky, D. R.; Potter, L. T. J. Labeled Comp. Radiopharm. 1983, **20**, 1229.
1290. Maziere, M.; Godot, J. M.; Berger, G.; Prenant, C.; Comar, D. J. Radioanal. Chem. 1981, **62**, 279.
1291. Halldin, C.; Bjurling, P.; Långström, B.; MacGregor, R. R.; Fowler, J. S.; Wolf, A. P. J. Labeled Comp. Radiopharm. 1988, **25**, 545.
1292. Kibwage, I. O.; Michiels, M.; Hendriks, R.; Cachet, T.; Verbruggen, A.; Hoogmartens, J.; Vanderhaeghe, H. Eur. J. Drug. Metab. Pharmacokinet. 1989, **14**, 7; Chem. Abstr. 1989, **111**, 70296.
1293. McDonald, J. J.; North, B. M.; Breeden, C. R.; Lai, C.-C.; Roth, R. W. Food Chem. Toxicol. 1984, **22**, 331; Chem. Abstr. 1984, **101**, 105429.
1294. Dent, J. G.; Graichen, M. E.; Roth, R. W.; Heys, J. R. Anal. Biochem. 1981, **112**, 299
1295. Meade, E. A.; Sznajdman, M.; Pollard, G. T.; Beauchamp, L. M.; Howard, J. L. Eur. J. Med. Chem. 1998, **33**, 363.
1296. Borchardt, R. T.; Huber, J. A.; Houston, M. J. Med. Chem. 1982, **25**, 258.
1297. Mayfield, C. A.; DeRuiter, J. J. Med. Chem. 1987, **30**, 1595.
1298. Gretler, R.; Askitoglu, E.; Kühne, H.; Hesse, M. Helv. Chim. Acta 1978, **61**, 1730.
1299. Tercel, M.; Denny, W. A. J. Chem. Soc., Perkin Trans. **1** 1998, 509.
1300. Kitahara, Y.; Nakai, T.; Shimizu, M.; Kubo, A. Chem. Pharm. Bull. 1990, **38**, 2841.
1301. McEvoy, F. J.; Allen, G. R., Jr. J. Med. Chem. 1974, **17**, 281.
1302. Beak, P.; Carter, L. G. J. Org. Chem. 1981, **46**, 2363.
1303. Ehrhardt, J.-D.; Rouot, B.; Schwartz, J. Eur. J. Med. Chem.- Chim. Ther. 1978, **13**, 235.
1304. Clark, C. R.; Davenport, T. W. J. Med. Chem. 1987, **30**, 1214.
1305. Schmid, R.; Cereghetti, M.; Heiser, B.; Schönholzer, P.; Hansen, H.-J. Helv. Chim. Acta 1988, **71**, 897.
1306. Nagawa, Y.; Honda, K.; Nakanishi, H. Synthesis 1987, 905.
1307. Thomas, E. W.; Nishizawa, E. E.; Zimmermann, D. C.; Williams, D. J. J. Med. Chem. 1985, **28**, 442.

1308. Kelley, J. L.; Linn, J. A.; Selway, J. W. T. *J. Med. Chem.* 1989, **32**, 1757.
1309. Newman, A. H.; Bevan, K.; Bowery, N.; Tortella, F. C. *J. Med. Chem.* 1992, **35**, 4135.
1310. Kaneko, C.; Chiba, T.; Kasai, K.; Miwa, C. *Heterocycles* 1985, **23**, 1385.
1311. Katayama, H.; Tagawa, N.; Kawada, Y.; Shiobara, K.; Kaneko, K.; Honda, Y.; Kondo, N.; Ikeda, Y. *Chem. Pharm. Bull.* 1997, **45**, 143.
1312. Hartmann, R. W.; Schwarz, W.; Schönenberger, H. *J. Med. Chem.* 1983, **26**, 1137.
1313. Hostetler, E. D.; Jonson, S. D.; Welch, M. J.; Katzenellenbogen, J. A. *J. Org. Chem.* 1999, **64**, 178.
1314. Daines, R. A.; Chambers, P. A.; Pendrak, I.; Jakas, D. R.; Sarau, H. M.; Foley, J. J.; Schmidt, D. B.; Kingsbury, W. D. *J. Med. Chem.* 1993, **36**, 3321.
1315. Hunter, D. H.; Racok, J. S.; Rey, A. W.; Ponce, Y. Z. *J. Org. Chem.* 1988, **53**, 1278.
1316. Katayama, H.; Takatsu, N. *Chem. Pharm. Bull.* 1981, **29**, 2465.
1317. Katayama, H.; Tachikawa, Y.; Takatsu, N.; Kato, A. *Chem. Pharm. Bull.* 1983, **31**, 2220.
1318. Wijnberg, J. B. P. A.; Speckamp, W. N. *Tetrahedron* 1978, **34**, 2399.
1319. Shishido, K.; Shitara, E.; Komatsu, H.; Hiroya, K.; Fukumoto, K.; Kametani, T. *J. Org. Chem.* 1986, **51**, 3007.
1320. Ma, D. W.; Wang, G. Q. *Huaxue Xuebao* 1999, **57**, 305; *Chem. Abstr.* 1999, **131**, 31926.
1321. Gangjee, A.; Zhu, Y.; Queener, S. F.; Francom, P.; Broom, A. D. *J. Med. Chem.* 1996, **39**, 1836.
1322. Gangjee, A.; Shi, J.; Queener, S. F.; Barrows, L. R.; Kisliuk, R. L. *J. Med. Chem.* 1993, **36**, 3437.
1323. Gangjee, A.; Adair, O.; Queener, S. F. *J. Med. Chem.* 1999, **42**, 2447.
1324. Gangjee, A.; Vidwans, A. P.; Vasudevan, A.; Queener, S. F.; Kisliuk, R. L.; Cody, V.; Li, R.; Galitsky, N.; Luft, J. R.; Pangborn, W. *J. Med. Chem.* 1998, **41**, 3426.
1325. Nakao, T.; Kawakami, M.; Morita, K.; Obata, M.; Morimoto, Y.; Takehara, S.; Tahara, T. *Yakugaku Zasshi* 1990, **110**, 573; *Chem. Abstr.* 1991, **114**, 6419.
1326. Klaehn, D.-D.; Paulus, H.; Grewe, R.; Elias, H. *Inorg. Chem.* 1984, **23**, 483.
1327. Giacconi, P.; Rossi, E.; Stradi, R.; Eccel, R. *Synthesis* 1982, 789.
1328. Palmisano, G.; Danieli, B.; Lesma, G.; Riva, R.; Riva, S.; Demartin, F.; Masciocchi, N. *J. Org. Chem.* 1984, **49**, 4138.
1329. Hynes, J. B.; Harmon, S. J.; Farrington, M.; Hart, L. D.; Gale, G. R.;

- Washtien, W. L.; Susten, S. S.; Freisheim, J. H. *J. Med. Chem.* 1985, **28**, 209.
1330. Temple, C., Jr.; Elliot, R. D.; Montgomery, J. A. *J. Org. Chem.* 1982, **47**, 761.
1331. Piper, J. R.; McCaleb, G. S.; Montgomery, J. A.; Kisliuk, R. L.; Gaumont, Y.; Sirotnak, F. M. *J. Med. Chem.* 1986, **29**, 1080.
1332. Fang, C.-L.; Horne, S.; Taylor, N.; Rodrigo, R. J. *Am. Chem. Soc.* 1994, **116**, 9480.
1333. Royer, D.; de Maindreville, M. D.; Laronze, J.-Y.; Lévy, J.; Wen, R. *Tetrahedron* 1996, **52**, 9069.
1334. Diatta, L.; Langlois, Y.; Langlois, N.; Potier, P. *Bull. Soc. Chim. Fr.* 1975, 671.
1335. Ashimori, A.; Ono, T.; Inoue, Y.; Morimoto, S.; Eda, M.; Uchida, T.; Ohtaki, Y.; Fujino, Y.; Kido, H.; Ogura, Y.; Fikaya, C.; Watanabe, M.; Yokoyama, K. *Chem. Pharm. Bull.* 1991, **39**, 91.
1336. Hynes, J. B.; Yang, Y. C. S.; McGill, J. E.; Harmon, S. J.; Washtien, W. L. *J. Med. Chem.* 1984, **27**, 232.
1337. Gangjee, A.; Zaveri, N.; Queener, S. F.; Kisliuk, R. L. *J. Heterocycl. Chem.* 1995, **32**, 243.
1338. Schindler, S.; Szalda, D. J. *Inorg. Chim. Acta* 1995, **228**, 93.
1339. Taylor, E. C.; Hamby, J. M.; Shih, C.; Grindey, G. B.; Rinzel, S. M.; Beardsley, G. P.; Moran, R. G. *J. Med. Chem.* 1989, **32**, 1517.
1340. Kemal, C.; Chan, T. W.; Bruice, T. C. *Proc. Natl. Acad. Sci. USA* 1977, **74**, 405.
1341. Chakrabarty, M.; Batabyal, A. *Synth. Commun.* 1996, **26**, 3015.
1342. Kinney, W. A.; Lee, N. E.; Blank, R. M.; Demerson, C. A.; Sarnella, C. S.; Scherer, N. T.; Mir, G. N.; Borella, L. E.; DiJoseph, J. F.; Wells, C. J. *J. Med. Chem.* 1990, **33**, 327.
1343. Piguet, C.; Bünzli, J.-C. G.; Bernardinelli, G.; Bochet, C. G.; Froidevaux, P. *J. Chem. Soc., Dalton Trans.* 1995, 83.
1344. Effenberger, F.; Gutterer, B.; Jäger, J. *Tetrahedron: Asymmetry* 1997, **8**, 459.
1345. Inoue, S.; Takaya, H.; Tani, K.; Otsuka, S.; Sato, T.; Noyori, R. *J. Am. Chem. Soc.* 1990, **112**, 4897.
1346. Unangst, P. C.; Connor, D. T.; Stabler, S. R. *J. Heterocycl. Chem.* 1987, **24**, 817.
1347. Ali, F. E.; Bennett, D. B.; Calvo, R. R.; Elliott, J. D.; Hwang, S.-M.; Ku, T. W.; Lago, M. A.; Nichols, A. J.; Romoff, T. T.; Shah, D. H.; Vasko, J. A.; Wong, A. S.; Yellin, T. O.; Yuan, C.-K.; Samanen, J. M. *J. Med. Chem.* 1994, **37**, 769.

1348. Jacobsen, E. J.; McCall, J. M.; Ayer, D. E.; VanDoornik, F. J.; Palmer, J. R.; Belonga, K. L.; Braughler, J. M.; Hall, E. D.; Houser, D. J.; Krook, M. A.; Runge, T. A. *J. Med. Chem.* 1990, **33**, 1145.
1349. Scherckenbeck, J.; Harder, A.; Plant, A.; Dyker, H. *Bioorg. Med. Chem. Lett.* 1998, **8**, 1035.
1350. Fuji, K.; Tanaka, K.; Miyamoto, H. *Chem. Pharm. Bull.* 1993, **41**, 1557.
1351. Summers, M. C.; Hayes, R. J. *J. Biol. Chem.* 1981, **256**, 4951.
1352. Sonesson, C.; Lindborg, J. *Tetrahedron Lett.* 1994, **35**, 9063.
1353. Ennis, M. D.; Hoffman, R. L.; Ghazal, N. B.; Old, D. W.; Mooney, P. A. *J. Org. Chem.* 1996, **61**, 5813.
1354. Nelsen, S. F.; Kessel, C. R.; Brien, D. J. *J. Am. Chem. Soc.* 1980, **102**, 702.
1355. Höök, B. B.; Brege, C.; Linnanen, T.; Mikaels, A.; Malmberg, A.; Johansson, A. M. *Bioorg. Med. Chem. Lett.* 1999, **9**, 2167.
1356. Knoerzer, T. A.; Watts, V. J.; Nichols, D. E.; Mailman, R. B. *J. Med. Chem.* 1995, **38**, 3062.
1357. Flaugh, M. E.; Mullen, D. L.; Fuller, R. W.; Mason, N. R. *J. Med. Chem.* 1988, **31**, 1746.
1358. Gmeiner, P.; Bollinger, B.; Mierau, J.; Höfner, G. *Arch. Pharm. (Weinheim, Ger.)* 1995, **328**, 609.
1359. Murray, P. J.; Helden, R. M.; Johnson, M. R.; Robertson, G. M.; Scopes, D. I. C.; Stokes, M.; Wadman, S.; Whitehead, J. W. F.; Hayes, A. G.; Kilpatrick, G. J.; Large, C.; Stubbs, C. M.; Turpin, M. P. *Bioorg. Med. Chem. Lett.* 1996, **6**, 403.
1360. Ok, D.; Schoen, W. R.; Hodges, P.; DeVita, R. J.; Brown, J. E.; Cheng, K.; Chan, W. W.-S.; Butler, B. S.; Smith, R. G.; Fisher, M. H.; Wyvratt, M. J. *Bioorg. Med. Chem. Lett.* 1994, **4**, 2709.
1361. Ecker, G.; Fleischhacker, W.; Noe, C. R. *Arch. Pharm. (Weinheim, Ger.)* 1993, **327**, 691.
1362. Malmberg, Å.; Höök, B. B.; Johansson, A. M.; Hacksell, U. *J. Med. Chem.* 1996, **39**, 4421.
1363. Kim, B. M.; Evans, B. E.; Gilbert, K. F.; Hanifin, C. M.; Vacca, J. P.; Michelson, S. R.; Darke, P. L.; Zugay, J. A.; Emini, E. A.; Schleif, W.; Lin, J. H.; Chen, I.-W.; Vastag, K.; Anderson, P. S.; Huff, J. R. *Bioorg. Med. Chem. Lett.* 1995, **5**, 2707.
1364. Johnson, C. R.; Johns, B. A. *Tetrahedron Lett.* 1997, **38**, 7977.
1365. Borch, R. F. *Org. Synth.*, Coll. Vol. **6** 1988, 499.
1366. Renau, T. E.; Sanchez, J. P.; Gage, J. W.; Dever, J. A.; Shapiro, M. A.; Gracheck, S. J.; Domagala, J. M. *J. Med. Chem.* 1996, **39**, 729.
1367. Decicco, C. P.; Seng, J. L.; Kennedy, K. E.; Covington, M. B.; Welch, P.

- K.; Arner, E. C.; Magolda, R. L.; Nelson, D. J. *Bioorg. Med. Chem. Lett.* 1997, **7**, 2331.
1368. Ramanjulu, J. M.; Ding, X.; Joullié, M. M.; Li, W.-R. *J. Org. Chem.* 1997, **62**, 4961.
1369. Swank, D. W.; Lambeth, D. O. *J. Heterocycl. Chem.* 1983, **20**, 1713.
1370. Ryder, T. R.; Hu, L.-Y.; Rafferty, M. F.; Lotarski, S. M.; Rock, D. M.; Stoehr, S. J.; Taylor, C. P.; Weber, M. L.; Miljanich, G. P.; Millerman, E.; Szoke, B. G. *Bioorg. Med. Chem. Lett.* 1999, **9**, 2453.
1371. Li, Y.; Eiseman, J. L.; Sentz, D. L.; Rogers, F. A.; Pan, S.-S.; Hu, L.-T.; Egorin, M. J.; Callery, P. S. *J. Med. Chem.* 1996, **39**, 339.
1372. Bergeron, R. J.; Pegram, J. J. *J. Org. Chem.* 1988, **53**, 3131.
1373. Kim, H.-O. *Synth. Commun.* 1998, **28**, 1713.
1374. Yoon, N. M. *Pure Appl. Chem.* 1993, **68**, 843.
1375. Delprino, L.; Caputo, O.; Balliano, G.; Berta, S.; Bouvier, P.; Cattell, L. J. *Chem. Res. (S)* 1984, 254.
1376. Lin, C.-C.; Kimura, T.; Wu, S. H.; Weitz-Schmidt, G.; Wong, C.-H. *Bioorg. Med. Chem. Lett.* 1996, **6**, 2755.
1377. Brown, R. T.; Carter, N. E.; Lumbard, K. W.; Scheinmann, F. *Tetrahedron Lett.* 1995, **36**, 8661.
1378. Watanabe, T.; Kinoyama, I.; Kakefuda, A.; Okazaki, T.; Takizawa, K.; Hirano, S.; Shibata, H.; Yanagisawa, I. *Chem. Pharm. Bull.* 1997, **45**, 996.
1379. Pevarello, P.; Amici, R.; Pinciroli, V.; Varasi, M. *Org. Prep. Proced. Int.* 1996, **28**, 179.
1380. Essawi, M. Y. H.; Portoghese, P. S. *J. Med. Chem.* 1983, **26**, 348.
1381. Montgomery, J. A.; Piper, J. R.; Elliott, R. D.; Temple, C., Jr.; Roberts, E. C.; Shealy, Y. F. *J. Med. Chem.* 1979, **22**, 862.
1382. Chu, T. G.; Orłowski, M. *Biochemistry* 1984, **23**, 3598.
1383. Cossy, J.; Tresnard, L.; Pardo, D. G. *Tetrahedron Lett.* 1999, **40**, 1125.
1384. Ohfuné, Y.; Kurokawa, N. *J. Synth. Org. Chem. Jpn* 1986, **44**, 647; *Chem. Abstr.* 1987, **106**, 102651.
1385. Sakai, N.; Ohfuné, Y. *J. Am. Chem. Soc.* 1992, **114**, 998.
1386. Fushiya, S.; Sato, Y.; Nozoe, S. *Chem. Lett.* 1980, 1215.
1387. Fushiya, S.; Sato, Y.; Nakatsuyama, S.; Kanuma, N.; Nozoe, S. *Chem. Lett.* 1981, 909.
1388. Tashiro, T.; Fushiya, S.; Nozoe, S. *Chem. Pharm. Bull.* 1988, **36**, 893.
1389. Ripperger, H. *J. Prakt. Chem.* 1988, **330**, 470.
1390. Faust, J.; Preiss, A.; Schreiber, K.; Ripperger, H. *Tetrahedron* 1983, **39**, 1593.

1391. Dutta, A. K.; Coffey, L. L.; Reith, M. E. A. *J. Med. Chem.* 1998, **41**, 699.
1392. Semple, J. E.; Rowley, D. C.; Owens, T. D.; Minami, N. K.; Uong, T. H.; Brunck, T. K. *Bioorg. Med. Chem. Lett.* 1998, **8**, 3525.
1393. Müller, B.; Besser, D.; Kleinwächter, P.; Arad, O.; Reissman, S. J. *Peptide Res.* 1999, **54**, 383.
1394. Gibson, S. E.; Middleton, R. J. *J. Chem. Soc., Chem. Commun.* 1995, 1743.
1395. Gibson, S. E.; Guillo, N.; Tozer, M. J. *J. Chem. Soc., Chem. Commun.* 1997, 637.
1396. Snyder, N. J.; Cooper, R. D. G.; Briggs, B. S.; Zmijewski, M.; Mullen, D. L.; Kaiser, R. E.; Nicas, T. I. *J. Antibiotics* 1998, **51**, 945.
1397. Jones, J. H.; Holtz, W. J.; Bicking, J. B.; Cragoe, E. J., Jr.; Mandel, L. R.; Kuehl, F. A., Jr. *J. Med. Chem.* 1977, **20**, 44.
1398. Harris, G. D., Jr.; Herr, R. J.; Weinreb, S. M. *J. Org. Chem.* 1993, **58**, 5452.
1399. Kurosawa, M.; Kanamaru, H.; Nishioka, K. *J. Labeled Comp. Radiopharm.* 1996, **38**, 285.
1400. Dutton, F. E.; Lee, B. H. *Tetrahedron Lett.* 1998, **39**, 5313.
1401. O'Connell, C. E.; Ackermann, K.; Rowell, C. A.; Garcia, A. M.; Lewis M. D.; Schwartz, C. E. *Bioorg. Med. Chem. Lett.* 1999, **9**, 2095.
1402. Deber, C. M.; Adawadkar, P. D. *Biopolymers* 1979, **18**, 2375.
1403. Nagarajan, R.; Schabel, A. A.; Occolowitz, J. L.; Counter, F. T.; Ott, J. L.; Felty-Duckworth, A. M. *J. Antibiot.* 1989, **42**, 63.
1404. Ladouceur, G.; Mais, D. E.; Jakubowski, J. A.; Utterback, B. G.; Robertson, D. W. *Bioorg. Med. Chem. Lett.* 1991, **1**, 173.
1405. Gorczynski, R. J.; Anderson, W. G.; Stout, D. M. *J. Med. Chem.* 1981, **24**, 835.
1406. Ok, H. O.; Szumiloski, J. L.; Doldouras, G. A.; Schoen, W. R.; Cheng, K.; Chan, W. W.-S.; Butler, B. S.; Smith, R. G.; Fisher, M. H.; Wyvrat, M. J. *Bioorg. Med. Chem. Lett.* 1996, **6**, 3051.
1407. Yoneda, K.; Ota, A.; Kawashima, Y. *Chem. Pharm. Bull.* 1993, **41**, 876.
1408. van Tamelen, E. E.; Dorschel, C. *Bioorg. Chem.* 1976, **5**, 203.
1409. van Tamelen, E. E.; Dorschel, C. *J. Chem. Soc. Chem. Commun.* 1976, 529.
1410. Roe, R. M.; Kallapur, V.; Linderman, R. J.; Viviani, F.; Harris, S. V.; Walker, E. A.; Thompson, D. M. *Arch. Insect Biochem. Physiol.* 1996, **32**, 527.
1411. Park, M. H.; Liberato, D. J.; Yergey, A. L.; Folk, J. E. *J. Biol. Chem.* 1984, **19**, 12123.
1412. Waddell, S. T.; Blizzard, T. A. *Tetrahedron Lett.* 1993, **34**, 5385.

1413. Geall, A. J.; Blagbrough, I. S. *Tetrahedron Lett.* 1998, **39**, 443.
1414. Sanders, T. C.; Seto, C. T. *J. Med. Chem.* 1999, **42**, 2969.
1415. Weitz, I. S.; Pellegrini, M.; Mierke, D. F.; Chorev, M. J. *Org. Chem.* 1997, **62**, 2527.
1416. Sakai, T.; Kawai, H.; Kamishohara, M.; Odagawa, A.; Suzuki, A.; Uchida, T.; Kawasaki, T.; Tsuruo, T.; Otake, N. *J. Antibiot.* 1995, **48**, 1467.
1417. Persons, P. E.; Mayer, J. P.; Nichols, D. E.; Cassady, J. M.; Smalstig, E. B.; Clemens, J. A. *Eur. J. Med. Chem.* 1991, **26**, 473.
1418. Wakamiya, T.; Inoue, M.; Hirai, E.; Shimizu, R.; Yamaguchi, Y.; Iwashita, T.; Nomoto, K. *Pept. Sci.* 1998, **35**, 465.
1419. Fink, D. M.; Allen, R. C. *Tetrahedron Lett.* 1992, **33**, 2103.
1420. Forbes, C. P.; Schoeman, W. J.; Strauss, H. F.; Venter, E. M. M.; Wenteler, G. L.; Wiechers, A. J. *Chem. Soc., Perkin Trans. 1* 1980, 906.
1421. Mori, K.; Sugai, T.; Maeda, Y.; Okazaki, T.; Noguchi, T.; Naito, H. *Tetrahedron* 1985, **41**, 5307.
1422. Mori, K.; Okazaki, T.; Noguchi, T.; Naito, H. *Agric. Biol. Chem.* 1983, **47**, 2131.
1423. Demopoulos, V. J. *J. Heterocycl. Chem.* 1988, **25**, 635.
1424. Bolhofer, W. A.; Deana, A. A.; Habecker, C. N.; Hoffman, J. M.; Gould, N. P.; Pietruszkiewicz, A. M.; Prugh, J. D.; Torchiana, M. L.; Cragoe, E. J., Jr.; Hirschmann, R. J. *Med. Chem.* 1983, **26**, 538.
1425. Sugihara, H.; Mabuchi, H.; Hirata, M.; Imamoto, T.; Kawamatsu, Y. *Chem. Pharm. Bull.* 1987, **35**, 1930.
1426. Meyers, A. I.; Schmidt, W.; Santiago, B. *Heterocycles* 1995, **40**, 525.
1427. Cossy, J.; Belotti, D. *Tetrahedron* 1999, **55**, 5145.
1428. Cossy, J.; Belotti, D. *J. Org. Chem.* 1997, **62**, 7900.
1429. Fushiya, S.; Nakatsuyama, S.; Sato, Y.; Nozoe, S. *Heterocycles* 1981, **15**, 819.
1430. Carroll, F. I.; Bai, X.; Dehghani, A.; Mascarella, S. W.; Williams, W.; Bowen, W. D. *J. Med. Chem.* 1999, **42**, 4621.
1431. Magnus, N.; Magnus, P. *Tetrahedron Lett.* 1997, **38**, 3491.
1432. Dawson, M. I.; Chan, R. L. -S.; Cloudsdale, I. S.; Harris, W. R. *Tetrahedron Lett.* 1981, **22**, 2739.
1433. Dehghani, A.; Bai, X.; Mascarella, S. W.; Bowen, W. D.; Carroll, F. I. *Tetrahedron Lett.* 1994, **35**, 8969.
1434. Mitani, K.; Sakurai, S.; Suzuki, T.; Morikawa, K.; Koshinaka, E.; Kato, H.; Ito, Y.; Fujita, T. *Chem. Pharm. Bull.* 1988, **36**, 4121.
1435. Ackland, D. J.; Pinhey, J. T. *J. Chem. Soc., Perkin Trans. 1* 1987, 2695.
1436. Essamkaoui, M.; Benharref, A.; Moskowit, H.; Mayrargue, J.; Thal, C.

- Heterocyclic Commun. 1996, **2**, 319.
1437. Wustrow, D. J.; Smith, W. J. III; Corbin, A. E.; Davis, M. D.; Georgic, L. M.; Pugsley, T. A.; Whetzel, S. Z.; Heffner, T. G.; Wise, L. D. J. Med. Chem. 1997, **40**, 250.
1438. Oida, F.; Ota, N.; Mino, Y.; Nomoto, K.; Sugiura, Y. J. Am. Chem. Soc. 1989, **111**, 3436.
1439. Ohfuné, Y.; Tomita, M.; Nomoto, K. J. Am. Chem. Soc. 1981, **103**, 2409.
1440. Becker, D. P.; Husa, R. K.; Moormann, A. E.; Villamil, C. I.; Flynn, D. L. Tetrahedron 1999, **55**, 11787.
1441. Burgess, L. E.; Koch, K.; Cooper, K.; Biggers, M. S.; Ramchandani, M.; Smitrovich, J. H.; Gilbert, E. J.; Bruns, M. J.; Mather, R. J.; Donovan, C. B.; Hanson, D. C. Bioorg. Med. Chem. Lett. 1997, **7**, 1047.
1442. Wrobel, J.; Dietrich, A.; Gorham, B. J.; Sestanek, K. J. Org. Chem. 1990, **55**, 2694
1443. Cho, W. -J.; Grunewald, G. L. Arch. Pharm. Res. 1996, **19**, 168.
1444. Hamada, Y.; Iwai, K.; Shioiri, T. Tetrahedron Lett. 1990, **31**, 5041.
1445. Kato, M.; Nishino, S.; Ito, K.; Yamakuni, H.; Takasugi, H. Chem. Pharm. Bull. 1994, **42**, 2556.
1446. Avenell, K. Y.; Boyfield, I.; Hadley, M. S.; Johnson, C. N.; Nash, D. J.; Riley, G. J.; Stemp G. Bioorg. Med. Chem. Lett. 1999, **9**, 2715.
1447. Boyfield, I.; Coldwell, M. C.; Hadley, M. S.; Johnson, C. N.; Riley, G. J.; Scott, E. E.; Stacey, R.; Stemp, G.; Thewlis, K. M. Bioorg. Med. Chem. Lett. 1997, **7**, 1995.
1448. Rutledge, L. D.; Perlman, J. H.; Gershengorn, M. C.; Marshall, G. R.; Moeller, K. D. J. Med. Chem. 1996, **39**, 1571.
1449. Ting, P. C.; Lee, J. F.; Solomon, D. M.; Smith, S. R.; Terminelli, C. A.; Jakway, J. P.; Zambas, D. N. Bioorg. Med. Chem. Lett. 1995, **5**, 2749.
1450. Wolf, J-P.; Rapoport, H. J. Org. Chem. 1989, **54**, 3164.
1451. Rao, A. V. R.; Reddy, G. R.; Rao, B. V. J. Org. Chem. 1991, **56**, 4545.
1452. Cannon, J. G.; Roufos, I. J. Heterocycl. Chem. 1990, **27**, 2903.
1453. Chida, N.; Sugihara, K.; Amano, S.; Ogawa, S. J. Chem. Soc., Perkin Trans. **1** 1997, 275.
1454. Kelly, T. R.; Xie, R. L. J. Org. Chem. 1998, **63**, 8045.
1455. Semple, J. E. Bioorg. Med. Chem. Lett. 1998, **8**, 2501.
1456. Lin, A. J.; Kelley, J. A.; Breitman, T. R.; Driscoll, J. S. J. Med. Chem. 1982, **25**, 501.
1457. Yamamoto, K.; Fujita, M.; Tabashi, K.; Kawashima, Y.; Kato, E.; Masayuki, O.; Iso, T.; Iwao, J. J. Med. Chem. 1988, **31**, 919.
1458. Hale, J. J.; Finke, P. E.; MacCoss, M. Bioorg. Med. Chem. Lett. 1993, **3**, 319.

1459. Sanchez, I. H.; Tallabs, F. R. *Chem. Lett.* 1981, 891.
1460. Barrish, J. C.; Spergel, S. H.; Moreland, S.; Grover, G.; Hedberg, S. A.; Pudzianowski, A. T.; Gougoutas, J. Z.; Malley, M. F. *Bioorg. Med. Chem.* 1993, **1**, 309.
1461. Kersey, I. D.; Bhogal, N.; Donnelly, D.; Fishwick, C. W. G.; Findlay, J. B. C.; Ward, P. *Bioorg. Med. Chem. Lett.* 1996, **6**, 605.
1462. Semple, J. E.; Minami, N. K.; Tamura, S. Y.; Brunck, T. K.; Nutt, R. F.; Ripka, W. C. *Bioorg. Med. Chem. Lett.* 1997, **7**, 2421.
1463. Newlander, K. A.; Callahan, J. F.; Moore, M. L.; Tomaszek, T. A.; Jr.; Huffman, W. F. *J. Med. Chem.* 1993, **36**, 2321.
1464. Tice, C. M.; Ganem, B. *J. Org. Chem.* 1983, **48**, 5043.
1465. Kreye, P.; Kihlberg, J. *Tetrahedron Lett.* 1999, **40**, 6113.
1466. Baldwin, J. E.; Vollmer, H. R.; Lee, V. *Tetrahedron Lett.* 1999, **40**, 5401
1467. Sun, L.; Chaikof, E. L. *Carbohydr. Res.* 1998, **370**, 77.
1468. Edery, H.; Porath, G.; Mechoulam, R.; Lander, N.; Srebnik, M.; Lewis, N. *J. Med. Chem.* 1984, **27**, 1370.
1469. Toth, J. E.; Hamann, P. R.; Fuchs, P. L. *J. Org. Chem.* 1988, **53**, 4694.
1470. Toth, J. E.; Fuchs, P. L. *J. Org. Chem.* 1987, **52**, 473.
1471. Moya, E.; Blagbrough, I. S. *Tetrahedron Lett.* 1995, **36**, 9401.
1472. Hoshino, O.; Ishizaki, M.; Sawaki, S.; Yuasa, M.; Umezawa, B. *Chem. Pharm. Bull.* 1988, **36**, 3373.
1473. Brown, J. M.; Elliott, R. L.; Griggs, C. G.; Helmchen, G.; Nill, G. *Angew. Chem., Int. Ed. Engl.* 1981, **20**, 890.
1474. Nara, H.; Ono, A.; Matsuda, A. *Bioconjugate Chem.* 1995, **6**, 54.
1475. Duriatti, A.; Bouvier-Nave, P.; Benveniste, P.; Schuber, F.; Delprino, L.; Balliano, G.; Cattel, L. *Biochem. Pharmacol.* 1985, **34**, 2765.
1476. Delprino, L.; Balliano, G.; Cattel, L.; Benveniste, P.; Bouvier, P. *J. Chem. Soc., Chem. Commun.* 1983, 381.
1477. Forbes, C. P.; Wenteler, G. L. *J. Chem. Soc., Perkin Trans. 1* 1981, 29.
1478. Kamenecka, T. M.; Overman, L. E. *Tetrahedron Lett.* 1994, **35**, 4279.
1479. Blagbrough, I. S.; Moya, E. *Tetrahedron Lett.* 1995, **36**, 9393.
1480. Terada, T.; Fujimoto, K.; Nomura, M.; Yamashita, J.; Wierzba, K.; Yamazaki, R.; Shibata, J.; Sugimoto, Y.; Yamada, Y.; Kobunai, T.; Takeda, S.; Minami, Y.; Yoshida, K.; Yamaguchi, H. *J. Med. Chem.* 1993, **36**, 1689.
1481. Ohfune, Y.; Nomoto, K. *Chem. Lett.* 1981, 827.
1482. Prasad, C. V. C.; Caulfield, T. J.; Prouty, C. P.; Saha, A. K.; Schairer, W. C.; Yawman, A.; Upson, D. A.; Kruse, L. I. *Bioorg. Med. Chem. Lett.* 1995, **5**, 411.

1483. Andres, R. Y.; Frei, W. *Toxicon* 1987, **25**, 915.
1484. Andres, R. Y.; Frei, W.; Gautschi, K.; Vonderschmitt, D. J. *Clin. Chem. (Winston-Salem, N. C.)* 1986, **32**, 1751.
1485. Kirst, H. A.; Toth, J. E.; Debono, M.; Willard, K. E.; Truedell, B. A.; Ott, J. L.; Counter, F. T.; Felty-Duckworth, A. M.; Pekarek, R. S. *J. Med. Chem.* 1988, **31**, 1631.
1486. Ose, E. E. *J. Antibiot.* 1987, **40**, 190.
1487. Willard, K. E.; Kirst, H. A.; Leeds, J. P.; Readnour, R. S.; Klink, P. R.; Cleveland, C. M.; Kiehl, D. E. *J. Agric. Food Chem.* 1998, **46**, 3265.
1488. Kirst, H. A.; Donoho, A. L.; Creemer, L. C.; Wind, J. A.; Berry, D. M.; Occolowitz, J. L.; Paschal, J. W. *J. Agric. Food Chem.* 1994, **42**, 1219.
1489. Mazaleyrat, J. -P.; Rage, I.; Savrda, J.; Mouna, M.; Wakselman, M.; Boulay, R.; Lelièvre, Y. *Bioorg. Med. Chem. Lett.* 1994, **4**, 653.
1490. Rovnyak, G. C.; Ahmed, S. Z.; Ding, C. Z.; Dzwonczyk, S.; Ferrara, F. N.; Humphreys, W. G.; Grover, G. J.; Santafianos, D.; Atwal, K. S.; Baird, A. J.; McLaughlin, L. G.; Normandin, D. E.; Slep, P. G.; Traeger, S. C. *J. Med. Chem.* 1997, **40**, 24.
1491. Nishimura, Y.; Kudo, T.; Umezawa, Y.; Kondo, S.; Takeuchi, T. *Nat. Prod. Lett.* 1992, **1**, 33.
1492. Seneci, P.; Trani, A.; Ferrari, P.; Scotti, R.; Ciabatti, R. *J. Antibiot.* 1992, **45**, 1633.
1493. Kawaguchi, M.; Ohashi, J.; Kawakami, Y.; Yamamoto, Y.; Oda, J. *Synthesis* 1985, 701.
1494. Bannas, M. -L.; Zulaica, E.; Sufi, B. A.; Bosch, J. *Tetrahedron* 1996, **52**, 8601.
1495. Overman, L. E.; Kakimoto, M. *J. Am. Chem. Soc.* 1979, **101**, 1310.
1496. Smith, M. J. *Tetrahedron Lett.* 1989, **30**, 313.
1497. Wang, Q.; Sasaki, A.; Potier, P. *Tetrahedron Lett.* 1998, **39**, 5755.
1498. Chen, M. -H.; Steiner, M. G.; Patchett, A. A.; Cheng, K.; Wei, L.; Chan, W. W. -S.; Butler, B.; Jacks, T. M.; Smith, R. G. *Bioorg. Med. Chem. Lett.* 1996, **6**, 2163.
1499. Ludin, C.; Schwesinger, B.; Schwesinger, R.; Meier, W.; Seitz, B.; Weller, T.; Hoenke, C.; Haitz, S.; Erbeck, S.; Prinzbach, H. *J. Chem. Soc. Perkin Trans.* **1** 1994, 2685.
1500. Claustre, S.; Bringaud, F.; Azéma, L.; Baron, R.; Périé, J.; Willson, M. *Carbohydr. Res.* 1999, **315**, 339.
1501. McBride, B. J.; Baldwin, R. M.; Kerr, J. M.; Wu, J. -L.; Schultze, L. M.; Salazar, N. E.; Chinitz, J. M.; Byrne, E. F. *J. Med. Chem.* 1993, **36**, 81.
1502. Henne, V.; Mayr, G. W.; Grabowski, B.; Koppitz, B.; Söling, H. -D. *Eur. J. Biochem.* 1988, **174**, 95.

1503. Schäfer, R.; Nehls-Sahabandu, M.; Grabowsky, B.; Dehlinger-Kremer, M.; Schulz, I.; Mayr, G. W. *Biochem. J.* 1990, **272**, 817.
1504. Jordan, D. B.; Lessen, T. A.; Wawrzak, Z.; Bisaha, J. J.; Gehret, T. C.; Hansen, S. L.; Schwartz, R. S.; Basarab, G. S. *Bioorg. Med. Chem. Lett.* 1999, **9**, 1607.
1505. Gordon, E. M.; Godfrey, J. D.; Delaney, N. G.; Asaad, M. M.; Von Langen, D.; Cushman, D. W. *J. Med. Chem.* 1988, **31**, 2199.
1506. Hammershøi, A.; Sargeson, A. M. *Inorg. Chem.* 1983, **22**, 3554.
1507. Lesiak, K.; Torrence, P. F. *Bioconjugate Chem.* 1997, **8**, 199.
1508. Schwenkreis, T.; Berkessel, A. *Tetrahedron Lett.* 1993, **34**, 4785.
1509. Denis, J. -N.; Tchertchian, S.; Vallée, Y. *Synth. Commun.* 1997, **27**, 2345.
1510. Du, S.; Tsipori, H.; Baasov, T. *Bioorg. Med. Chem. Lett.* 1997, **7**, 2469.
1511. Iwamoto, T.; Kan, T.; Katsumura, S.; Ohfuné, Y. *Synlett* 1996, 169.
1512. St. -Denis, Y.; Augelli-Szafran, C. E.; Bachand, B.; Berryman, K. A.; DiMaio, J.; Doherty, A. M.; Edmunds, J. J.; Leblond, L.; Lévesque, S.; Narasimhan, L. S.; Penvose-Yi, J. R.; Rubin, J. R.; Tarazi, M.; Winocour, P. D.; Siddiqui, M. A. *Bioorg. Med. Chem. Lett.* 1998, **8**, 3193.
1513. Sato, T.; Omichi, K.; Ikenaka, T. *J. Biochem.* 1988, **104**, 18.
1514. Totani, R.; Sako, M.; Hirota, K.; Maki, Y. *J. Chem. Soc., Perkin Trans. 1* 1994, 833.
1515. Tokuda, M.; Fujita, H.; Miyamoto, T.; Suginome, H. *Tetrahedron* 1993, **49**, 2413.
1516. Chan, M. F.; Raju, B. G.; Kois, A.; Varughese, J. I.; Varughese, K. I.; Balaji, V. N. *Heterocycles* 1999, **51**, 5.
1517. Compennolle, F.; Saleh, M. -A.; Toppet, S.; Hoornaert, G. *J. Org. Chem.* 1991, **56**, 5192.
1518. Naylor, A.; Judd, D. B.; Lloyd, J. E.; Scopes, D. I. C.; Hayes, A. G.; Birch, P. J. *J. Med. Chem.* 1993, **36**, 2075.
1519. Södergren, M. J.; Andersson, P. G. *J. Am. Chem. Soc.* 1998, **120**, 10760.
1520. Baldwin, J. E.; Bailey, P. D.; Gallacher, G.; Otsuka, M.; Singleton, K. A.; Wallace, P. M. *Tetrahedron* 1984, **40**, 3695.
1521. Arya, P.; Dion, S.; Shimizu, G. K. H. *Bioorg. Med. Chem. Lett.* 1997, **7**, 1537.
1522. Dubber, M.; Lindhorst, T. K. *Carbohydr. Res.* 1998, **310**, 35.
1523. Johannes, C. W.; Visser, M. S.; Weatherhead, G. S.; Hoyveda, A. J. *Am. Chem. Soc.* 1998, **120**, 8340.
1524. Ge, P.; Kalman, T. I. *Bioorg. Med. Chem. Lett.* 1998, **8**, 3023.
1525. Carreaux, F.; Duréault, A.; Depezay, J. C. *Synlett* 1992, 527.

1526. Eichler, E.; Kihlberg, J.; Bundle, D. R. *Bioconjugate J.* 1991, **8**, 69.
1527. Burkholder, T. P.; Huber, E. W.; Flynn, G. W. *Bioorg. Med. Chem. Lett.* 1993, **3**, 231.
1528. Ikeda, T.; Kajimoto, T.; Nohara, T.; Kinjo, J.; Wong, C. -H. *Tetrahedron Lett.* 1995, **36**, 1509.
1529. Wischnat, R.; Martin, R.; Wong, C. -H. *J. Org. Chem.* 1998, **63**, 8361.
1530. Hanessian, S.; Benalil, A.; Laferrière, C. *J. Org. Chem.* 1995, **60**, 4786.
1531. Carofiglio, T.; Fornasier, R.; Genneri, G.; Lucchini, V.; Simonato, L.; Tonellato, U. *Tetrahedron Lett.* 1997, **38**, 7919.
1532. De Nicola, A.; Einhorn, C.; Einhorn, J.; Luche, J. L. *J. Chem. Soc., Chem. Commun.* 1994, 879.
1533. Ding, H. -J.; Huang, Y. -F.; Tzeng, C. -C.; Wei, L. -M.; Yeh, S. -J. *Bioorg. Med. Chem. Lett.* 1999, **9**, 3199.
1534. Fields, S. C. *Tetrahedron* 1999, **55**, 12237.
1535. Liu, M.; Silverstein, R. M. *Acta Chim. Sinica* 1985, **43**, 467; *Chem. Abstr.* 1986, **104**, 109298.
1536. Linde, R. G. II; Birsner, N. C.; Chandrasekaran, R. Y.; Clancy, J.; Howe, R. J.; Lyssikatos, J. P.; MacLelland, C. P.; Magee, T. V.; Petitpas, J. W.; Rainville, J. P.; Su, W. -G.; Vu, C. B.; Whipple, D. A. *Bioorg. Med. Chem. Lett.* 1997, **7**, 1149.
1537. Anderson, R. T., Jr.; Santi, D. V. *J. Med. Chem.* 1976, **19**, 1270.
1538. Quitt, P.; Hellerbach, J.; Vogler, K. *Helv. Chem. Acta* 1963, **46**, 327.
1539. Ferey, V.; Toupet, L.; Le Gall, T.; Mioskowski, C. *Angew. Chem., Int. Ed. Engl.* 1996, **35**, 430.
1540. Jurczak, J.; Gryko, D.; Kobrzycka, E.; Gruza, H.; Prokopowicz, P. *Tetrahedron* 1998, **54**, 6051.
1541. Thompson, C. M.; Frick, J. A.; Green, D. L. *C. J. Org. Chem.* 1990, **55**, 111.
1542. Andersson, P. G.; Guijarro, D.; Tanner, D. *J. Org. Chem.* 1997, **62**, 7364.
1543. Golebiowski, A.; Gorins, G.; Johnson, C. R.; Kiciak, K. *Pol. J. Chem.* 1993, **67**, 685; *Chem. Abstr.* 1994, **121**, 205939.
1544. Kubota, H.; Kubo, A.; Takahashi, M.; Shimizu, R.; Da-te, T.; Okamura, K.; Nunami, K. *J. Org. Chem.* 1995, **60**, 6776.
1545. Bossler, H. G.; Seebach, D. *Helv. Chim. Acta* 1994, **77**, 1124.
1546. Sudau, A.; Nubbemeyer, U. *Angew. Chem., Int. Ed. Engl.* 1998, **37**, 1140.
1547. Couture, A.; Deniau, E.; Grandclaudeon, P. *Tetrahedron* 1997, **53**, 10313.
1548. King, S. B.; Ganem, B. *J. Am. Chem. Soc.* 1994, **116**, 562.

1549. Diederich, M.; Nubbemeyer, U. *Chem. Eur. J.* 1996, **2**, 894.
1550. Rao, P. S.; Venkataratnam, R. V. *Ind. J. Chem.* 1996, **35B**, 1199.
1551. Laschat, S.; Fröhlich, R.; Wibbeling, B. *J. Org. Chem.* 1996, **61**, 2829.
1552. Schwan, T. J. *J. Heterocycl. Chem.* 1971, **8**, 839.
1553. Gerlach, H. *Helv. Chim. Acta* 1966, **49**, 2481.
1554. Ashwood, M. S.; Cottrell, I. F.; Davies, A. J. *Tetrahedron: Asymmetry* 1997, **8**, 957.
1555. DiPietro, D.; Borzilleri, R. M.; Weinreb, S. M. *J. Org. Chem.* 1994, **59**, 5856.
1556. Piva, O.; Mortezaei, R.; Henin, F.; Muzart, J.; Pete, J. -P. *J. Am. Chem. Soc.* 1990, **112**, 9263.
1557. Piva, O.; Pete, J. -P. *Tetrahedron Lett.* 1990, **23**, 5157.
1558. Deroose, F. D.; De Clercq, P. *J. Tetrahedron Lett.* 1994, **35**, 2615.
1559. Brown, G. R.; Foubister, A. J.; Stribling, D. J. *Chem. Soc., Perkin Trans.* **1** 1987, 547.
1560. Morr, M.; Kula, M. -R.; Ernst, L. *Tetrahedron* 1975, **31**, 1619.
1561. Cao, B.; Xiao, D.; Joullié, M. M. *Org. Lett.* 1999, **1**, 1799.
1562. Murray, W. V.; Sun, S.; Turchi, I. J.; Brown, F. K.; Gauthier, A. D. *J. Org. Chem.* 1999, **64**, 5930.
1563. Mortellaro, M. A.; Bleisch, T. J.; Duerr, B. F.; Kang, M. S.; Huang, H.; Czarnik, A. W. *J. Org. Chem.* 1995, **60**, 7238.
1564. Hagen, T. J.; Skolnick, P.; Cook, J. M. *J. Med. Chem.* 1987, **30**, 750.
1565. DeRuiter, J.; Andurkar, S.; Riley, T. N.; Walters, D. E.; Noggle, F. T., Jr.; *J. Heterocycl. Chem.* 1992, **29**, 779.
1566. Gunzenhauser, S.; Balli, H. *Helv. Chim. Acta* 1989, **72**, 1186.
1567. Hagen, T. J.; Guzman, F.; Schultz, C.; Cook, J. M.; Skolnick, P.; Shannon, H. E. *Heterocycles* 1986, **24**, 2845.
1568. Onoda, T.; Inuma, H.; Sasaki, Y.; Hamada, M.; Isshiki, K.; Naganawa, H.; Takeuchi, T.; Tatsuta, K.; Umezawa, K. *J. Nat. Prod.* 1989, **52**, 1252.
1569. Bergeron, R. J.; Ludin, C.; Müller, R.; Smith, R. E.; Phanstiel, O., IV. *J. Org. Chem.* 1997, **62**, 3285.
1570. Atwell, G. A.; Tercel, M.; Boyd, M.; Wilson, W. R.; Denny, W. A. *J. Org. Chem.* 1998, **63**, 9414.
1571. Adamczyk, M.; Chen, Y.-Y.; Fishpaugh, J. R. *Org. Prep. Proced. Int.* 1991, **23**, 365.
1572. Cox, E. D.; Hamaker, L. K.; Li, J.; Yu, P.; Czerwinski, K. M.; Deng, L.; Bennett, D. W.; Cook, J. M.; Watson, W. H.; Krawiec, M. *J. Org. Chem.* 1997, **62**, 44.
1573. Carceller, E.; Merlos, M.; Giral, M.; Almansa, C.; Bartrolí, J.;

- García-Rafanell, J.; Forn, J. J. *Med. Chem.* 1993, **36**, 2984.
1574. Gmeiner, P.; Junge, D.; Kärtner, A. *J. Org. Chem.* 1994, **59**, 6766.
1575. Bera, S.; Langley, G. J.; Pathak, T. *J. Org. Chem.* 1998, **63**, 1754.
1576. Wilson, A. A.; Dannals, R. F.; Ravert, H. T.; Wagner, H. N., Jr. *J. Labeled Comp. Radiopharm.* 1990, **28**, 1189.
1577. Kihara, M.; Nakanishi, A.; Kobayashi, S. *Heterocycles* 1989, **29**, 957.
1578. Lintermans, J.; Benakis, A.; Ratouis, R. *J. Labeled Comp. Radiopharm.* 1970, **6**, 289.
1579. Pihlaja, K.; Fülöp, F.; Mattinen, J.; Bernáth, G. *Acta. Chem. Scand., Ser. B.* 1987, **41**, 228.
1580. Kihara, M.; Kashimoto, M.; Kobayashi, Y. *Tetrahedron* 1992, **48**, 67.
1581. Berkessel, A. *Bioorg. Chem.* 1991, **19**, 101.
1582. Campi, E. M.; Jackson, W. R.; McCubbin, Q. J.; Trnacek, A. E. *Aust. J. Chem.* 1996, **49**, 219.
1583. Hodgkin, J. H. *Aust. J. Chem.* 1984, **37**, 2371.
1584. Jiang, Y.-Z.; Qin, Y.; Mi, A.-Q.; Wu, L.-J. *Chin. J. Chem.* 1996, **14**, 74; *Chem. Abstr.* 1996, **125**, 9911.
1585. Wilson, J. G. *Aust. J. Chem.* 1990, **43**, 1283.
1586. Ceruso, M.; Prestwich, G. D. *Bioorg. Med. Chem. Lett.* 1994, **4**, 2179.
1587. Paley, M. S.; Harris, J. M. *J. Org. Chem.* 1991, **56**, 568.
1588. Venkov, A. P.; Vodenicharov, D. M. *Synthesis* 1990, 253.
1589. Kessler, H.; Schuck, R.; Siegmeier, R.; Bats, J. W.; Fuess, H.; Förster, H. *Liebigs Ann. Chem.* 1983, 231.
1590. Campi, E. M.; Habsuda, J.; Jackson, W. R.; Jonasson, C. A. M.; McCubbin, Q. J. *Aust. J. Chem.* 1995, **48**, 2023.
1591. Wieboldt, R.; Ramesh, D.; Carpenter, B. K.; Hess, G. P. *Biochemistry* 1994, **33**, 1526.
1592. Valderrama, J.; Pessoa-Mahana, H.; Sarras, G.; Tapia, R. *Heterocycles* 1999, **51**, 2193.
1593. Obase, H.; Takai, H.; Teranishi, M.; Makamizo, N. *J. Heterocycl. Chem.* 1983, **20**, 565.
1594. Wee, A. G. H.; Liu, B.; McLeod, D. D. *J. Org. Chem.* 1998, **63**, 4218.
1595. Ho, W.; Kukla, M. J.; Breslin, H. J.; Ludovici, D. W.; Grous, P. P.; Diamond, C. J.; Miranda, M.; Rodgers, J. D.; Ho, C. Y.; De Clercq, E.; Pauwels, R.; Andries, K.; Janssen, M. A. C.; Janssen, P. A. J. *J. Med. Chem.* 1995, **38**, 794.
1596. Harvey, D. F.; Sigano, D. M. *J. Org. Chem.* 1996, **61**, 2268.
1597. Dutta, A. K.; Coffey, L. L.; Reith, M. E. A. *J. Med. Chem.* 1997, **40**, 35.
1598. Takenouchi, K.; Watanabe, K.; Kato, Y.; Koike, T.; Kimura, E. *J. Org.*

- Chem. 1993, **58**, 1955.
1599. Cabell, L. A.; Monahan, M.-K.; Anslyn, E. V. *Tetrahedron Lett.* 1999, **40**, 7753.
1600. Leskovsek, V.; Urieb, U. *Synth. Commun.* 1994, **24**, 1415.
1601. Johnson, T.; Quibell, M.; Sheppard, R. C. *J. Pept. Sci.* 1995, **1**, 11.
1602. Chantegrel, B.; Deshayes, C.; Faure, R. *Heterocycles* 1993, **36**, 2811.
1603. Swank, D. W.; Lambeth, D. O. *J. Heterocycl. Chem.* 1982, **19**, 1515.
1604. Unangst, P. C.; Capiris, T.; Connor, D. T.; Heffner, T. G.; MacKenzie, R. G.; Miller, S. R.; Pugsley, T. A.; Wise, L. D. *J. Med. Chem.* 1997, **40**, 2688.
1605. Holzgrabe, U. *Arch. Pharm. (Weinheim)* 1987, **320**, 647.
1606. Venkov, A. P.; Vodenicharov, D. M.; Ivanov, I. I. *Synthesis* 1991, 476.
1607. Schwan, T. J.; Loughheed, G. S.; Burrows, S. E. *J. Heterocycl. Chem.* 1974, **11**, 807.
1608. Landvatter, S. W. *J. Labeled Comp. Radiopharm.* 1993, **33**, 863.
1609. Naito, R.; Takeuchi, M.; Morihira, K.; Hayakawa, M.; Ikeda, K.; Shibanuma, T.; Isomura, Y. *Chem. Pharm. Bull.* 1998, **46**, 1286.
1610. Naito, R.; Takeuchi, M.; Morihira, K.; Hayakawa, M.; Ikeda, K.; Shibanuma, T.; Isomura, Y. *Chem. Pharm. Bull.* 1998, **46**, 1274.
1611. Schepartz, A.; Breslow, R. *J. Am. Chem. Soc.* 1987, **109**, 1814.
1612. Everaere, K.; Carpentier, J.-F.; Mortreux, A.; Bulliard, M. *Tetrahedron: Asymmetry* 1999, **10**, 4083.
1613. Miller, M. W.; Vice, S. F.; McCombie, S. F. *Tetrahedron Lett.* 1998, **39**, 3429.
1614. Rosen, T.; Seeger, T. F.; McLean, S.; Desai, M. C.; Guarino, K. J.; Bryce, D.; Pratt, K.; Heym, J.; Chalabi, P. M.; Windels, J. H.; Roth, R. W. *J. Med. Chem.* 1993, **36**, 3197.
1615. O'Neill, B. T.; Thadeio, P. F.; Bundesmann, M. W.; Elder, A. M.; McLean, S.; Bryce, D. K. *Tetrahedron* 1997, **53**, 11121.
1616. Chandrasekhar, S.; Mohanty, P. K. *Tetrahedron Lett.* 1999, **40**, 5071.
1617. Desai, M. C.; Lefkowitz, S. L.; Thadeio, P. F.; Longo, K. P.; Snider, R. M. *J. Med. Chem.* 1992, **35**, 4911.
1618. Lowe, J. A., III; Drozda, S. E.; Snider, R. M.; Longo, K. P.; Bordner, J. *Bioorg. Med. Chem. Lett.* 1991, **1**, 129.
1619. Laschat, S.; Fox, T. *Synthesis* 1997, 475.
1620. Santiago, B.; Dalton, C. R.; Huber, E. W.; Kane, J. M. *J. Org. Chem.* 1995, **60**, 4947.
1621. Katoh, T.; Nagata, Y.; Kobayashi, Y.; Arai, K.; Minami, J.; Terashima, S. *Tetrahedron* 1994, **50**, 6221.

1622. Jonsson, T.; Edmondson, D. E.; Klinman, J. P. *Biochemistry* 1994, **33**, 14871.
1623. Schwartz, M. A.; Scott, S. W. *J. Org. Chem.* 1971, **36**, 1827.
1624. Offer, J.; Johnson, T.; Quibell, M. *Tetrahedron Lett.* 1997, **38**, 9047.
1625. Ward, P.; Armour, D. R.; Bays, D. E.; Evans, B.; Giblin, G. M. P.; Heron, N.; Hubbard, T.; Liang, K.; Middlemiss, D.; Mordaunt, J.; Naylor, A.; Pegg, N. A.; Vinader, M. V.; Watson, S. P.; Bountra, C.; Evans, D. C. J. *Med. Chem.* 1995, **38**, 4985.
1626. Lee, C. F.; Thompson, M. E. *Inorg. Chem.* 1991, **30**, 4.
1627. Bernstein, P. S.; Fulton, B. S.; Rando, R. R. *Biochemistry* 1986, **25**, 3370.
1628. Shiozaki, M.; Ishida, N.; Maruyama, H.; Hiraoka, T. *Tetrahedron* 1983, **39**, 2399.
1629. Nagata, W.; Itazaki, H.; Okada, K.; Wakabayashi, T.; Shibata, K.; Tokutake, N. *Chem. Pharm. Bull.* 1975, **23**, 2867.
1630. Narita, M.; Akiyama, M. *Bull. Chem. Soc. Jpn.* 1974, **47**, 197.
1631. Simig, G.; Schlosser, M. *ACH-Models in Chemistry* 1994, **131**, 217; *Chem. Abstr.* 1994, **121**, 300737.
1632. Schlosser, M.; Simig, G.; Geneste, H. *Tetrahedron* 1998, **54**, 9023.
1633. Whittaker, M. M.; Duncan, W. R.; Whittaker, J. W. *Inorg. Chem.* 1996, **35**, 382.
1634. McCall, D. L. C.; Alexander, J.; Barber, J.; Jaouhari, R. G.; Satoskar, A.; Waigh, R. D. *Bioorg. Med. Chem. Lett.* 1994, **4**, 1663.
1635. Yu, K.-L.; Ostrowski, J.; Chen, S.; Reczek, P. R.; Mansuri, M. M.; Starrett, J. E., Jr. *Synth. Commun.* 1995, **25**, 2819.
1636. Jadhav, P. K.; Man, H.-W. *Tetrahedron Lett.* 1996, **37**, 1153.
1637. Hong, B.; Fox, M. *Macromolecules* 1994, **27**, 5311.
1638. Sinhababu, A. K.; Borchardt, R. T.; *J. Am. Chem. Soc.* 1985, **107**, 7618.
1639. Simmons, J.; Borchardt, R. T. *J. Labeled Comp. Radiopharm.* 1982, **20**, 325.
1640. Holton, R. A.; Sibi, M. P.; Murphy, W. S. *J. Am. Chem. Soc.* 1988, **110**, 314.
1641. Armour, D. R.; Chung, K. M. L.; Congreve, M.; Evans, B.; Guntrip, S.; Hubbard, T.; Kay, C.; Middlemiss, D.; Mordaunt, J. E.; Pegg, N. A.; Vinader, M. V.; Ward, P.; Watson, S. P. *Bioorg. Med. Chem. Lett.* 1996, **6**, 1015.
1642. Venuti, M. C.; Stephenson, R. A.; Alvarez, R.; Bruno, J. J.; Strosberg, A. *M. J. Med. Chem.* 1988, **31**, 2136.
1643. Amstutz, R.; Enz, A.; Marzi, M.; Boelsterli, J.; Walkinshaw, M. *Helv. Chim. Acta* 1990, **73**, 739.

1644. Kormos, L. H.; Sandridge, R. L.; Keller, J. *Anal. Chem.* 1981, **53**, 1122.
1645. Parsons, W. H.; Patchett, A. A.; Holloway, M. K.; Smith, G. M.; Davidson, J. L.; Lotti, V. J.; Chang, R. S. L. *J. Med. Chem.* 1989, **32**, 1681.
1646. Kraatz, H.-B. *J. Organomet. Chem.* 1999, **579**, 222.
1647. Su, N.; Bradshaw, J. S.; Zhang, X. X.; Savage, P. B. Krakowiak, K. E.; Izatt, R. M. *J. Heterocycl. Chem.* 1999, **36**, 771.
1648. Cohen, F.; Overman, L. E. *Tetrahedron: Asymmetry* 1998, **9**, 3213.
1649. Tanaka, A.; Terasawa, T.; Hagihara, H.; Ishibe, N.; Sawada, M.; Sakuma, Y.; Hashimoto, M.; Takasugi, H.; Tanaka, H. *J. Med. Chem.* 1998, **41**, 4408.
1650. Takano, S.; Numata, H.; Ogasawara, K. *J. Chem. Soc., Chem. Commun.* 1982, 769.
1651. Artico, M.; Mai, A.; Sbardella, G.; Massa, S.; Lampis, G.; Deidda, D.; Pompai, R. *Bioorg. Med. Chem. Lett.* 1998, **8**, 1493.
1652. Waddell, S. T.; Eckert, J. M.; Blizzard, T. A. *Heterocycles* 1996, **43**, 2325.
1653. Newlander, K. A.; Chenera, B.; Veber, D. F.; Yim, N. C. F.; Moore, M. F. *J. Org. Chem.* 1997, **62**, 6726.
1654. Nugiel, D. A.; Wagner, R. M.; Schmidt, W. K. *Bioorg. Med. Chem. Lett.* 1995, **5**, 1203.
1655. Santangelo, F.; Casagrande, C. *Synth. Commun.* 1996, **26**, 2863.
1656. Songster, M. F. In "Innovation and Perspectives in Solid Phase Synthesis", *Biological and Biomedical Applications, Int. Symp.*; Epton, R. Ed.; Mayflower Worldwide Ltd: Birmingham, UK, 1994; p. 685.
1657. Songster, M. F. In "Innovation and Perspectives in Solid Phase Synthesis", *Biological and Biomedical Applications, Int. Symp.*; Epton, R. Ed.; Mayflower Worldwide Ltd: Birmingham, UK, 1996; p. 537.
1658. Songster, M. F.; Barany, G. *Methods Enzymol.* 1997, **289**, 126.
1659. Kinnear, K. I.; Mousley, D. P.; Arafa, E.; Lockhart, J. C. *J. Chem. Soc., Dalton Trans.* 1994, 3637.
1660. Patterson, S.; Smith, B. D.; Taylor, R. E. *Tetrahedron Lett.* 1997, **38**, 6323.
1661. Wang, W.; Gao, S.; Wang, B. *Org. Lett.* 1999, **1**, 1209.
1662. Gotteland, J.-P.; Dax, C.; Halazy, S. *Bioorg. Med. Chem. Lett.* 1997, **7**, 1153.
1663. Gotteland, J.-P.; Delhon, A.; Junquéro, D.; Oms, P.; Halazy, S. *Bioorg. Med. Chem. Lett.* 1996, **6**, 533.
1664. Bilski, A. J.; Evans, J. R.; Harrison, M. P.; Jones, G.; Marten, T. R.; Milburn, G. T.; Thomson, D. S.; White, D. F. *Biochem. Soc. Trans.* 1986,

14, 388.

1665. Jones, G. H.; Venuti, M. C.; Alvarez, R.; Bruno, J. J.; Berks, A. H.; Prince, A. J. *Med. Chem.* 1987, **30**, 295.
1666. Kurtzweil, M. L.; Beak, P. J. *Am. Chem. Soc.* 1996, **118**, 3426.
1667. Watkins, S. E.; Yang, X.; Craig, D. C.; Colbran, S. B. *J. Chem. Soc., Dalton Trans.* 1999, 1539.
1668. Tanga, M. J.; Davis, R. F.; Reist, E. J. *J. Heterocycl. Chem.* 1987, **24**, 39.
1669. Reitz, A. B.; Baxter, E. W.; Bennett, D. J.; Codd, E. E.; Jordan, A. D.; Malloy, E. A.; Maryanoff, B. E.; McDonnell, M. E.; Ortegón, M. E.; Renzi, M. J.; Scott, M. K.; Shank, R. P.; Sherrill, R. G.; Vaught, J. L.; Wustrow, D. J. *J. Med. Chem.* 1995, **38**, 4211.
1670. Wright, M. E. *Organometallics* 1990, **9**, 853.
1671. Warshawsky, A. M.; Flynn, G. A.; Koehl, J. R.; Mehdi, S.; Vaz, R. J. *Bioorg. Med. Chem. Lett.* 1996, **6**, 957.
1672. Tahmasebi, D. C.; Sazaki, T. *J. Org. Chem.* 1998, **63**, 728.
1673. Breslin, M. J.; deSolms, S. J.; Giuliani, E. A.; Stokker, G. E.; Graham, S. L.; Pompliano, D. L.; Mosser, S. D.; Hamilton, K. A.; Hutchinson, J. H. *Bioorg. Med. Chem. Lett.* 1998, **8**, 3311.
1674. Ferrand, G.; Dumas, H.; Decerprit, J. *Eur. J. Med. Chem.* 1992, **27**, 309.
1675. Hemmert, C.; Verelst, M.; Tuchagues, J.-P. *Chem. Commun.* 1996, 617.
1676. Chen, S.; Richardson, J. F.; Buchanan, R. M. *Inorg. Chem.* 1994, **33**, 2376.
1677. Schneider, C. S.; Weber, K. H.; Daniel, H.; Bechtel, W. D.; Boeke-Kuhn, K. *J. Med. Chem.* 1984, **27**, 1150.
1678. Kodera, M.; Terasako, N.; Kita, T.; Tachi, Y.; Kano, K.; Yamazaki, M.; Koikawa, M.; Tokii, T. *Inorg. Chem.* 1997, **36**, 3861.
1679. Wahnón, D.; Keith, C.; Chin, J.; Hynes, R. C. *Acta Cryst.* 1996, **C52**, 1877.
1680. Sun, Y.; Martell, A. E.; Welch, M. J. *Tetrahedron* 1991, **47**, 8863.
1681. Groves, J. T.; Dias, R. M. *J. Am. Chem. Soc.* 1979, **101**, 1033.
1682. Chauhan, M. S.; Dakshinamurti, K. *Methods Enzymol.* 1979, **62**, 405.
1683. Severin, E. S.; Gulyaev, N.N.; Khurs, E. N.; Khomutov, R. M. *Biochem. Biophys. Res. Commun.* 1969, **35**, 318.
1684. Lazer, E. S.; Miao, C. K.; Wong, H.-C.; Sorcek, R.; Spero, D. M.; Gilman, A.; Pal, K.; Behnke, M.; Graham, A. G.; Watrous, J. M.; Homon, C. A.; Nagel, J.; Shah, A.; Guindon, Y.; Farina, P. R.; Adams, J. *J. Med. Chem.* 1994, **37**, 913.
1685. Taylor, E. C.; Tseng, C.-D.; Harrington, P. J. In *Chemistry and Biology of Pteridines: Pteridines and Folic Acid Derivatives*; Blair, J. A., Ed.; Walter

de Gruyter: New York, 1983; p. 115.

1686. Watson, S. E.; Markovich, A. *Heterocycles* 1998, **48**, 2149.
1687. Fujita, M.; Otsuka, M.; Sugiura, Y. *J. Med. Chem.* 1996, **39**, 503.
1688. Mangino, M. M.; Libbey, L. M.; Scanlan, R. A. *IARC Sci. Publ. (N-Nitroso Compd: Occurrence, Biol. Eff. Relevance Hum. Cancer)* 1984, **57**, 337; *Chem. Abstr.* 1985, **103**, 69926.
1689. Mangino, M. M.; Scanlan, R. A. *J. Agric. Food Chem.* 1985, **33**, 699.
1690. Suzuki, H.; Yokoyama, Y.; Miyagi, C.; Murakami, Y. *Chem. Pharm. Bull.* 1991, **39**, 2170.
1691. Suzuki, H.; Iwata, C.; Sakurai, K.; Tokumoto, K.; Takahashi, H.; Hanada, M.; Yokoyama, Y.; Murakami, Y. *Tetrahedron* 1997, **53**, 1593.
1692. Su, N.; Bradshaw, J. S.; Zhang, X. X.; Song, H.; Savage, P. B.; Xue, G.; Krakowiak, K. E.; Izatt, R. M. *J. Org. Chem.* 1999, **64**, 8855.
1693. Thurkauf, A.; Yuan, J.; Chen, X.; Wasley, J. W. F.; Meade, R.; Woodruff, K. H.; Huston, K.; Ross, P. C. *J. Med. Chem.* 1995, **38**, 4950.
1694. Cziáky, Z.; Kóródi, F.; Frank, L. *Pharmazie* 1990, **45**, 690; *Chem. Abstr.* 1991, **114**, 81538.
1695. Aasen, A. J.; Skramstad, J. *Arch. Pharm. Pharm. Med. Chem.* 1998, **331**, 228.
1696. Auberson, Y. P.; Acklin, P.; Allgeier, H.; Biollaz, M.; Bischoff, S.; Ofner, S.; Veenstra, S. *J. Bioorg. Med. Chem. Lett.* 1998, **8**, 71.
1697. Groves, J. T.; Chambers, R. R., Jr. *J. Am. Chem. Soc.* 1984, **106**, 630.
1698. Williams, T. M.; Bergman, J. M.; Brashear, K.; Breslin, M. J.; Dinsmore, C. J.; Hutchinson, J. H.; MacTough, S. C.; Stump, C. A.; Wei, D. D.; Zartman, C. B.; Bogusky, M. J.; Culberson, J. C.; Buser-Doepner, C.; Hamilton, K. A.; Koblan, K. S.; Kohl, N. E.; Liu, D.; Lobell, R. B.; Mosser, S. D.; O'Neill, T. J.; Rands, E.; Schaber, M. D.; Wilson, F.; Senderak, E.; Motzel, S. L.; Gibbs, J. B.; Graham, S. L.; Heimbrook, D. C.; Hartman, G. D.; Oliff, A. I.; Huff, J. R. *J. Med. Chem.* 1999, **42**, 3779.
1699. Cosimelli, B.; Neri, D.; Roncucci, G. *Tetrahedron* 1996, **52**, 11281.
1700. Andersen, K.; Liljefors, T.; Hyttel, J.; Perregaard, J. *J. Med. Chem.* 1996, **39**, 3723.
1701. Lee, M.; Moritomo, H.; Kanematsu, K. *Tetrahedron* 1996, **52**, 8169.
1702. Jones, G. B.; Mathews, J. E. *Tetrahedron* 1997, **53**, 14599.
1703. Jatzold-Howorko, R.; Bisagni, E.; Chermann, J.-C. *Eur. J. Med. Chem.* 1984, **19**, 541.
1704. Devraj, R.; Cushman, M. *Bioorg. Med. Chem. Lett.* 1997, **7**, 369.
1705. Gallant, M.; Dufresne, C.; Gareau, Y.; Guay, D.; Leblanc, Y.; Prasit, P.; Rochette, C.; Sawyer, N.; Slipetz, D. M.; Tremblay, N.; Metters, K. M.; Labelle, M. *Bioorg. Med. Chem. Lett.* 1996, **6**, 2263.

1706. Ciccarone, T. M.; MacTough, S. C.; Williams, T. M.; Dinsmore, C. J.; O'Neill, T. J.; Shah, D.; Culberson, J. C.; Koblan, K. S.; Kohl, N. E.; Gibbs, J. B.; Oliff, A. I.; Graham, S. L.; Hartman, G. D. *Bioorg. Med. Chem. Lett.* 1999, **9**, 1991.
1707. Davis, R. C.; Ditson, S. L.; Fentiman, A. F.; Pearlstein, R. M. *J. Am. Chem. Soc.* 1981, **103**, 6823.
1708. Danso-Danquah, R.; Bai, X.; Zhang, X.; Mascarella, S. W.; Williams, W.; Sine, B.; Bowen, W. D.; Carroll, F. I. *J. Med. Chem.* 1995, **38**, 2986.
1709. Fevig, J. M.; Cacciola, J.; Alexander, R. S.; Knabb, R. M.; Lam, G. N.; Wong, P. C.; Wexler, R. R. *Bioorg. Med. Chem. Lett.* 1998, **8**, 3143.
1710. Kubota, Y.; Helmkamp, M. M.; Zones, S. I.; Davis, M. E. *Microporous Mater.* 1996, **6**, 213; *Chem. Abstr.* 1996, **125**, 156848.
1711. Gardner, B.; Nakanishi, H.; Kahn, M. *Tetrahedron* 1996, **49**, 3433.
1712. Quick, J. L.; Herlihy, P.; Howes, J. F. *J. Med. Chem.* 1984, **27**, 632.
1713. Compton, D. R.; Little, P. J.; Martin, B. R.; Gilman, J. W.; Saha, J. K.; Jorapur, V. S.; Sard, H. P.; Razdan, R. K. *J. Med. Chem.* 1990, **33**, 1437.
1714. Ojima, I.; Lin, S.; Chakravarty, S.; Fenoglio, I.; Park, Y. H.; Sun, C.-M.; Appendino, G.; Pera, P.; Veith, J. M.; Bernacki, R. J. *J. Org. Chem.* 1998, **63**, 1637.
1715. Püschl, A.; Sforza, S.; Haaima, G.; Dahl, O.; Nielsen, P. E. *Tetrahedron Lett.* 1998, **39**, 4707.
1716. Dueholm, K. L.; Petersen, K. H.; Jensen, D. K.; Egholm, M.; Nielsen, P. E.; Buchard, O. *Bioorg. Med. Chem. Lett.* 1994, **4**, 1077.
1717. Guichard, G.; Benkirane, N.; Graff, R.; Muller, S.; Briand, J. P. *Peptide Res.* 1994, **7**, 308.
1718. Jukic, D.; Mayer, M.; Schmitt, P.; Drapeau, G.; Regoli, D.; Michelot, R. *Eur. J. Med. Chem.* 1991, **26**, 921.
1719. Chhabra, S. R.; Mahajan, A.; Chan, W. C. *Tetrahedron Lett.* 1999, **40**, 4905.
1720. Haaima, G.; Lohse, A.; Buchardt, O.; Nielsen, P. E. *Angew. Chem. Int. Ed. Engl.* 1996, **35**, 1939.
1721. Reissmann, S.; Greiner, G.; Jezek, J.; Amberg, C.; Müller, B.; Seyfarth, L.; De Castro, L. F. P.; Paegelow, I. *Biomed. Pept. Prot. Nucleic. Acids* 1994, **1**, 51.
1722. Kosynkina, L.; Wang, W.; Liang, T. C. *Tetrahedron Lett.* 1994, **35**, 5173.
1723. Salvadori, S.; Guerrini, R.; Borea, P. A.; Tomatis, R. *Int. J. Pep. Prot. Res.* 1992, **40**, 437.
1724. Ohfune, Y.; Kurokawa, N. *Tetrahedron Lett.* 1984, **25**, 1071.
1725. Doulot, S.; Rodriguez, M.; Lugin, D.; Vecchini, F.; Kitabgi, P.; Aumelas,

- A.; Martinez, J. *Peptide Res.* 1992, **5**, 30.
1726. Scarso, A.; Degelaen, J.; Viville, R.; De Cock, E.; Van Marsenille, M.; Van Der Auwera, L.; Tourwé, D.; Van Binst, G. *Bull. Soc. Chim. Belg.* 1991, **100**, 381; *Chem. Abstr.* 1991, **115**, 183847.
1727. Vander Elst, P.; Elseviers, M.; DeCock, E.; Van Marsenille, M.; Tourwé, D.; Van Binst, G. *Int. J. Pep. Prot. Res.* 1986, **27**, 633.
1728. Skiles, J. W.; Fuchs, V.; Miao, C.; Sorcek, R.; Grozinger, K. G.; Mauldin, S. C.; Vitous, J.; Mui, P. W.; Jacober, S.; Chow, G.; Matteo, M.; Skoog, M.; Weldon, S. M.; Possanza, G.; Keirns, J.; Letts, G.; Rosenthal, A. S. *J. Med. Chem.* 1992, **35**, 641.
1729. Rodriguez, M.; Bali, J.-P.; Magous, R.; Castro, B.; Martinez, J. *Int. J. Pep. Prot. Res.* 1986, **27**, 293.
1730. Kolter, T.; Dahl, C.; Giannis, A. *Liebigs Ann. Chem.* 1995, 625.
1731. Stanley, M. S. *J. Org. Chem.* 1992, **57**, 6421.
1732. Falkiewicz, B.; Kowalska, K.; Kolodziejczyk, A. D.; Wisniewski, K.; Lankiewicz, L. *Nucleosides Nucleotides* 1999, **18**, 353.
1733. Bravo, A.; Gómez-Monterrey, I.; González-Muñiz, R.; García-López, M. *T. J. Chem. Soc., Perkin Trans.* **1** 1991, 3117.
1734. Garrouste, P.; Pawlowski, M.; Tonnaire, T.; Sicsic, S.; Dumy, P.; de Rosny, E.; Reboud-Ravaux, M.; Fulcrand, P.; Martinez, J. *Eur. J. Med. Chem.* 1998, **33**, 423.
1735. Harada, H.; Morie, T.; Kato, S. *Chem. Pharm. Bull.* 1998, **46**, 1160.
1736. Elliott, R. L.; Kopecka, H.; Tufano, M. D.; Shue, Y.-K.; Gauri, A. J.; Lin, C.-W.; Bianchi, B. R.; Miller, T. R.; Witte, D. G.; Stashko, M. A.; Asin, K. E.; Nikkel, A. L.; Bednarz, L.; Nadzan, A. M. *J. Med. Chem.* 1994, **37**, 1562.
1737. Rodriguez, M.; Lignon, M.-F.; Galas, M.-C.; Fulcrand, P.; Mendre, C.; Aumelas, A.; Laur, J.; Martinez, J. *J. Med. Chem.* 1987, **30**, 1366.
1738. Martinez, J.; Bali, J.-P.; Rodriguez, M.; Castro, B.; Magous, R.; Laur, J.; Lignon, M.-F. *J. Med. Chem.* 1985, **28**, 1874.
1739. Callahan, J. F.; Newlander, K. A.; Burgess, J. L.; Eggleston, D. S.; Nichols, A.; Wong, A.; Huffman, W. F. *Tetrahedron* 1993, **49**, 3479.
1740. Martinez, J.; Rodriguez, M.; Bali, J.-P.; Laur, J. *J. Med. Chem.* 1986, **29**, 2201.
1741. Harre, M.; Nickisch, K.; Schulz, C.; Weinmann, H. *Tetrahedron Lett.* 1998, **39**, 2555.
1742. Fincham, C. I.; Higginbottom, M.; Hill, D. R.; Horwell, D. C.; O'Toole, J. C.; Ratcliffe, G. S.; Rees, D. C.; Roberts, E. *J. Med. Chem.* 1992, **35**, 1472.
1743. Pfeiffer, F. R.; Chambers, P. A.; Hilbert, E. E.; Woodward, P. W.; Ackerman, D. M. *J. Med. Chem.* 1984, **27**, 325.

1744. Williams, T. M.; Ciccarone, T. M.; MacTough, S. C.; Bock, R. L.; Conner, M. W.; Davide, J. P.; Hamilton, K.; Koblan, K. S.; Kohl, N. E.; Kral, A. M.; Mosser, S. D.; Omer, C. A.; Pompliano, D. L.; Rands, E.; Schaber, M. D.; Shah, D.; Wilson, F. R.; Gibbs, J. B.; Graham, S. L.; Hartman, G. D.; Oliff, A. I.; Smith, R. L. *J. Med. Chem.* 1996, **39**, 1345.
1745. Norrild, J. C.; Pedersen, C.; Defaye, J. *Carbohydr. Res.* 1996, **291**, 85.
1746. McGill, J. M. *Synthesis* 1993, 1089.
1747. Honda, S.; Suzuki, S.; Kakehi, K. *J. Chromatography* 1987, **396**, 93.
1748. Likhoshesterov, L. M.; Novikova, O. S.; Piskarev, V. E.; Derevitskaya, V. A. *Izv. Akad. Nauk SSSR, Ser. Khim.* 1987, 2309; *Chem. Abstr.* 1988, **109**, 55126.
1749. Hashimoto, K.; Horikawa, M.; Shirahama, H. *Tetrahedron Lett.* 1990, **31**, 7047.
1750. Lee, R. T.; Ichikawa, Y.; Allen, H. J.; Lee, Y. C. *J. Biol. Chem.* 1990, **265**, 7864.
1751. Hoagland, P. D.; Pfeffer, P. E.; Valentine, K. M. *Carbohydr. Res.* 1979, **74**, 135.
1752. Yalpani, M.; Hall, L. D. *Can. J. Chem.* 1981, **59**, 2934.
1753. Sintov, A.; Ankol, S.; Levy, D. P.; Rubinstein, A. *Biomaterials* 1993, **14**, 483.
1754. Brown, R. T.; Jones, M. F. *Tetrahedron Lett.* 1984, **25**, 3127.
1755. Fang, Q. K.; Senanayake, C. H.; Wilkinson, H. S.; Wald, S. W.; Li, H. *Tetrahedron Lett.* 1998, **39**, 2701.
1756. Lohse, A.; Bols, M. *Tetrahedron* 1997, **53**, 6917.
1757. Schneller, M.; Geiger, R. E. *Biol. Chem. Hoppe-Seyler* 1992, **373**, 1095.
1758. Meng, Q.; Hesse, M. *Helv. Chim. Acta* 1991, **74**, 445.
1759. Blixt, O.; Norberg, T. J. *Carbohydr. Chem.* 1997, **16**, 143.
1760. Black, R. M.; Balkovec, J. M.; Nollstadt, K. M.; Dreikorn, S.; Bartizal, K. F.; Abruzzo, G. K. *Bioorg. Med. Chem. Lett.* 1997, **7**, 2879.
1761. Hodson, S. J.; Bigham, E. C.; Duch, D. S.; Smith, G. K.; Ferone, R. J. *Med. Chem.* 1994, **37**, 2112.
1762. Chapman, T. M.; Rakiewicz-Nemeth, D. M.; Swestock, J.; Benrashid, R. *J. Polym. Sci.: Polym. Chem. Ed.* 1990, **28**, 1473.
1763. de Meijere, A.; Chiplinski, V.; Gerson, F.; Merstetter, P.; Haselbach, E. *J. Org. Chem.* 1999, **64**, 6951.
1764. Leete, E. *Phytochemistry* 1981, **20**, 1037.
1765. Fülöp, F.; Huber, I.; Bernáth, G.; Hönig, H.; Seuffer-Wasserthal, P. *Synthesis* 1991, 43.
1766. Coles, N.; Harris, M. C. J.; Whitby, R. J.; Blagg, J. *Organometallics* 1994, **13**, 190.

1767. Lee, J.-M.; Norton, S. J. *J. Agric. Food Chem.* 1990, **38**, 273.
1768. Shirai, R.; Sato, D.; Aoki, K.; Tanaka, M.; Kawasaki, H.; Koga, K. *Tetrahedron* 1997, **53**, 5963.
1769. Parr, W. J. E. *J. Chem. Soc., Perkin Trans.* **1** 1981, 3002.
1770. Fülöp, F.; Huber, I.; Bernáth, G. *Acta Chim. Hung.* 1987, **124**, 667; *Chem. Abstr.* 1989, **110**, 134750.
1771. Henke, B. R.; Aquino, C. J.; Birkemo, L. S.; Croom, D. K.; Dougherty, R. W., Jr.; Ervin, G. N.; Grizzle, M. K.; Hirst, G. C.; James, M. K.; Johnson, M. F.; Queen, K. L.; Sherrill, R. G.; Sugg, E. E.; Suh, E. M.; Szewczyk, J. W.; Unwalla, R. J.; Yingling, J.; Willson, T. M. *J. Med. Chem.* 1997, **40**, 2706.
1772. Regan, A. C.; Staunton, J. J. *Chem. Soc., Chem. Commun.* 1983, 764.
1773. Piva, O. J. *Org. Chem.* 1995, **60**, 7879.
1774. Protiva, J.; Krecek, V.; Leseticky, L.; Sedmera, P. *Collect. Czech. Chem. Commun.* 1987, **52**, 2274; *Chem. Abstr.* 1998, **109**, 6146.
1775. Tatsuno, H.; Goto, K.; Shigenobu, K.; Kasuya, Y.; Obase, H.; Yamada, Y.; Kudo, S. *J. Med. Chem.* 1977, **20**, 394.
1776. Delgado, A.; Mauleón, D.; Rosell, G.; Granados, R. *Eur. J. Med. Chem.* 1988, **23**, 31.
1777. Delgado, A.; Garcia, J. M.; Mauleón, D.; Minguillon, C.; Subirats, J. R.; Feliz, M.; Lopez, F.; Velasco, D. *Can. J. Chem.* 1988, **66**, 517.
1778. Cannon, J. G.; Pease, J. P.; Hamer, R. L.; Ilhan, M.; Bhatnagar, R. K.; Long, J. P. *J. Med. Chem.* 1984, **27**, 186.
1779. Bhuniya, D.; DattaGupta, A.; Singh, V. K. *J. Org. Chem.* 1996, **61**, 6108.
1780. Cardillo, G.; Orena, M.; Sandri, S.; Tomasini, C. *Tetrahedron* 1987, **43**, 2505.
1781. Berridge, M. S.; Cassidy, E. H.; Terris, A. H.; Vesselle, J.-M. *Nucl. Med. Biol.* 1992, **19**, 563.
1782. Beaumont, D.; Waigh, R. D. *Prog. Med. Chem.* 1981, **18**, 45.
1783. Beaumont, D.; Waigh, R. D.; Sunbhanich, M.; Nott, M. W. *J. Med. Chem.* 1983, **26**, 507.
1784. Unterhalt, B.; Rems, L. *Arch. Pharm. Pharm. Med. Chem.* 1997, **330**, 107; *Chem. Abstr.* 1997, **127**, 121606.
1785. Noe, C. R.; Knollmüller, M.; Gärtner, P.; Fleischhacker, W.; Katikarides, E. *Monatsh. Chem.* 1995, **126**, 557; *Chem. Abstr.* 1995, **123**, 339236.
1786. Hlavka, J. J.; Bitha, P.; Boothe, J.; Fields, T. J. *Antibiot.* 1978, **31**, 477.
1787. Powell, M. L.; Wagoner, R. R.; Chen, C.-H.; Nelson, W. L. *Res. Commun. Chem. Pathol. Pharmacol.* 1980, **30**, 387.
1788. Walle, T.; Wilson, M. J.; Walle, U. K.; Bai, S. A. *Drug Metab. Dispos.* 1983, **11**, 544.

1789. Elsinga, P. E.; van Waarde, A.; Jaeggi, K. A.; Schreiber, G.; Heldoorn, M.; Vaalburg, W. J. *Med. Chem.* 1997, **40**, 3829.
1790. Harris, C. M.; Harris, T. M. *Tetrahedron Lett.* 1979, 3905.
1791. Hamman, S. J. *Fluorine Chem.* 1990, **50**, 327.
1792. Ferroni, R.; Milani, L.; Simoni, D.; Orlandini, P.; Guarneri, M.; Franzè, D.; Bardi, A. *Il Farmaco* 1989, **44**, 495; *Chem. Abstr.* 1989, **111**, 166784.
1793. Taylor, W. G.; Coutts, R. T. *Can. J. Chem.* 1979, **57**, 2103.
1794. Pignatello, J. J.; Grant, A. J. *J. Chem. Ecol.* 1983, **9**, 615.
1795. Kennedy, K. J.; Lundquist, J. T., IV; Simandan, T. L.; Beeson, C. C.; Dix, T. A. *Bioorg. Med. Chem. Lett.* 1997, **7**, 1937.
1796. Lee, M.-Y.; Jung, K.-Y. *J. Kor. Chem. Soc.* 1999, **43**, 294; *Chem. Abstr.* 1999, **131**, 11630.
1797. Matsubara, S.; Matsuda, H.; Hamatani, T.; Schlosser, M. *Tetrahedron* 1988, **44**, 2855.
1798. Ball, C. P.; Barrett, A. G. M.; Commerçon, A.; Compère, D.; Kuhn, C.; Roberts, R. S.; Smith, M. L.; Venier, O. *J. Chem. Soc., Chem. Commun.* 1998, 2019.
1799. Jílek, J.; Rajsner, M.; Valenta, V.; Borovicka, M.; Holubek, J.; Ryska, M.; Svátek, E.; Metys, J.; Protiva, M. *Collect. Czech. Chem. Commun.* 1990, **55**, 1828; *Chem. Abstr.* 1991, **114**, 42513.
1800. Culbert, P. A.; Hunter, D. H. *React. Polymers* 1993, **19**, 247.
1801. Aoki, K.; Hirose, Y.; Kuroiwa, Y. *Forensic Sci. Int.* 1990, **44**, 245; *Chem. Abstr.* 1990, **113**, 110559.
1802. Pérez, J. A.; Domínguez, J. N.; Angel, J. E.; Duerto de Pérez, Z.; Salazar-Bookaman, M. M.; Acosta, H.; Charris, J. E. *Arzneim.-Forsch./Drug Res.* 1997, **47**(II), 1208; *Chem. Abstr.* 1997, **128**, 43429.
1803. Scott, K. R.; Adesioye, S.; Ayuk, P. B.; Edafiohgo, I. O.; John, D.; Kodwin, P.; Maxwell-Irving, T.; Moore, J. A.; Nicholson, J. M. *Pharm. Res.* 1994, **11**, 571.
1804. Noggle, F. T., Jr.; Clark, C. R.; DeRuiter, J. J. *Chromatogr. Sci.* 1989, **27**, 602.
1805. Noggle, F. T., Jr.; Clark, C. R.; McMillian, C. L.; DeRuiter, J. J. *Chromatogr. Sci.* 1989, **27**, 607.
1806. Noggle, F. T., Jr.; DeRuiter, J.; Coker, S. T.; Clark, R. C. *J. Assoc. Off. Anal. Chem.* 1987, **70**, 981; *Chem. Abstr.* 1998, **108**, 124343.
1807. Noggle, F. T., Jr.; DeRuiter, J.; Long, M. J. *J. Assoc. Off. Anal. Chem.* 1986, **69**, 681; *Chem. Abstr.* 1986, **105**, 128901.
1808. Gal, J.; Zirrolli, J. A.; Lichtenstein, P. S. *Res. Commun. Chem. Pathol. Pharmacol.* 1988, **62**, 3; *Chem. Abstr.* 1989, **110**, 33270.

1809. Stout, D. M.; Gorczynski, R. J. *J. Med. Chem.* 1982, **25**, 326.
1810. Duhamel, P.; Deyine, A.; Dujardin, G.; Plé, G.; Poirer, J.-M. *J. Chem. Soc., Perkin Trans.* **1** 1995, 2103.
1811. Shattuck, J. C.; Meinwald, J. *Tetrahedron Lett.* 1997, **38**, 347.
1812. Mathis, C. A.; Shulgin, A. T.; Sargent, T., III *J. Labeled Comp. Radiopharm.* 1986, **23**, 115.
1813. Noggle, F. T., Jr.; Clark, C. R.; DeRuiter, J. J. *Chromatogr. Sci.* 1989, **27**, 240.
1814. Nichols, D. E.; Lloyd, D. H.; Johnson, M. P.; Hoffman, A. J. *J. Med. Chem.* 1988, **31**, 1406.
1815. Tokuda, M.; Fujita, H.; Nitta, M.; Suginome, H. *Heterocycles* 1996, **42**, 385.
1816. Tokuda, M.; Miyamoto, T.; Fujita, H.; Suginome, H. *Tetrahedron* 1991, **47**, 747.
1817. Senboku, H.; Kajizuka, Y.; Hasegawa, H.; Fujita, H.; Suginome, H.; Orito, K.; Tokuda, M. *Tetrahedron* 1999, **55**, 6465.
1818. Reitz, A. B.; Avery, M. A.; Rosenkranz, R. P.; Verlander, M. S.; Melmon, K. L.; Hoffman, B. B.; Akita, Y.; Castagnoli, N.; Goodman, M. J. *Med. Chem.* 1985, **28**, 642.
1819. Reitz, A. B.; Sonveaux, E.; Rosenkranz, R. P.; Verlander, M. S.; Melmon, K. L.; Hoffman, B. B.; Akita, Y.; Castagnoli, N.; Goodman, M. J. *Med. Chem.* 1985, **28**, 634.
1820. Latli, B.; Wood, E.; Casida, J. E. *Chem. Res. Toxicol.* 1996, **9**, 445.
1821. Stevens, R. V.; Lee, A. W. M. *J. Am. Chem. Soc.* 1979, **101**, 7032.
1822. King, A. G.; Meinwald, J.; Eisner, T.; Blankespoor, C. L. *Tetrahedron Lett.* 1996, **37**, 2141.
1823. Resek, J. F.; Ruoho, A. E. *J. Biol. Chem.* 1988, **263**, 14410.
1824. Tenthorey, P. A.; Block, A. J.; Ronfeld, R. A.; McMaster, P. D.; Byrnes, E. W. *J. Med. Chem.* 1981, **24**, 798.
1825. Garcia, M.; Durand, T.; Vidal, A.; Vidal, J. P.; Rossi, J. C.; Kuklev, D.; Serkov, I.; Bezuglov, V. *Bull. Soc. Chim. Fr.* 1997, **134**, 451.
1826. Jacobson, K. A.; Marr-Leisy, D.; Rosenkranz, R. P.; Verlander, M. S.; Melmon, K. L.; Goodman, M. J. *Med. Chem.* 1983, **26**, 492.
1827. Noggle, F. T., Jr.; Clark, C. R.; Davenport, T. W.; Coker, S. T. *J. Assoc. Off. Anal. Chem.* 1985, **68**, 1213; *Chem. Abstr.* 1986, **104**, 63529.
1828. Mammoliti, E.; Sindona, G.; Uccella, N. *Org. Mass Spectrom.* 1992, **27**, 495.
1829. Senboku, H.; Hasegawa, H.; Orito, K.; Tokuda, M. *Heterocycles* 1999, **50**, 333
1830. Bracher, F.; Klein, K.; Litz, T. *Sci. Pharm.* 1996, **64**, 271; *Chem. Abstr.*

- 1996, **125**, 275370.
1831. Augustin, K. E.; Schäfer, H. J. *Liebigs Ann. Chem.* 1991, 1037.
1832. Sasaki, T.; Ohno, M.; Ito, E. *J. Chem. Soc., Perkin Trans.* **1** 1983, 3027.
1833. Jacobson, K. A.; Verlander, M. S.; Rosenkranz, R. P.; Melmon, K. L.; Goodman, M. *Int. Pept. Protein Res.* 1983, **22**, 284.
1834. Verlander, M. S.; Jacobson, K. A.; Rosenkranz, R. P.; Melmon, K. L.; Goodman, M. *Biopolymers* 1983, **22**, 531.
1835. Estep, K. G.; Josef, K. A.; Bacon, E. R.; Carabateas, P. M.; Rumney, S., IV; Pilling, G. M.; Krafte, D. S.; Volberg, W. A.; Dillon, K.; Dugrenier, N.; Briggs, G. M.; Canniff, P. C.; Gorczyca, W. P.; Stankus, G. P.; Ezrin, A. *E. J. Med. Chem.* 1995, **38**, 2582.
1836. Fukuda, M.; Beechan, C. M.; Verlander, M.; Goodman, M.; Kahn, M. M.; Melmon, K. L. *Int. Pept. Protein Res.* 1983, **22**, 284.
1837. Reader, V. A. *Synlett* 1998, 1077.
1838. Pégorier, L.; Haddad, M.; Larchevêque, M. *Synlett* 1996, 585.
1839. Ede, N. J.; Rae, I. D.; Hearn, M. T. W. *Tetrahedron Lett.* 1990, **31**, 6071.
1840. Dequeker, E.; Compennolle, F.; Toppet, S.; Hoornaert, G. *Tetrahedron* 1995, **51**, 5877.
1841. Loewe, M. F.; Cvetovich, R. J.; DiMichele, L. M.; Shuman, R. F.; Grabowski, E. J. *J. Org. Chem.* 1994, **59**, 7870.
1842. Hutin, P.; Petit, Y.; Larchevêque, M. *Tetrahedron Lett.* 1998, **39**, 8277.
1843. Mayer, S. C.; Pfizenmayer, A. J.; Cordova, R.; Li, W.-R.; Joullié, M. M. *Tetrahedron: Asymmetry* 1994, **5**, 519.
1844. Mayer, S. C.; Joullié, M. M. *Synth. Commun.* 1994, **24**, 2351.
1845. Mayer, S. C.; Pfizenmayer, A. J.; Joullié, M. M. *J. Org. Chem.* 1996, **61**, 1655.
1846. Brisander, M.; Caldirola, P.; Johansson, A. M.; Hacksell, U. *J. Org. Chem.* 1998, **63**, 5362.
1847. Bause, E.; Breuer, W.; Peters, S. *Biochem. J.* 1995, **312**, 979.
1848. Swayze, E. E.; Peiris, S. M.; Kucera, L. S.; White, E. L.; Wise, D. S.; Drach, J. C.; Townsend, L. B. *Bioorg. Med. Chem. Lett.* 1993, **3**, 543.
1849. Barlocco, D.; Villa, S.; Fratta, W.; Fadda, P.; Colombo, D.; Toma, L. *Tetrahedron* 1995, **51**, 11547.
1850. Kersey, I. D.; Fishwick, C. W. G.; Findlay, J. B. C.; Ward, P. *Bioorg. Med. Chem. Lett.* 1995, **5**, 1271.
1851. Cadogan, J. I. G.; Doyle, A. A.; Gosney, I.; Hodgson, P. K. G.; Thorburn, P. *Enantiomer* 1997, **2**, 81
1852. Grunewald, G. L.; Walters, D. E.; Kroboth, T. R. *J. Org. Chem.* 1978, **43**, 3478.
1853. Walters, D. E.; Grunewald, G. L. *Acta Crystallogr.* 1978, **34**, 947.

1854. Bondarev, M.; Iwamura, T.; Hynd, D.; Mazzocco, L.; Lee, D. K. H.; Dukat, M.; Glennon, R. A. *Med. Chem. Res.* 1998, **8**, 333.
1855. Peerzada, N. *Org. Prep. Proceed. Int.* 1985, **17**, 267.
1856. Szmuszkowicz, J.; Von Voigtlander, P. F.; Kane, M. P. *J. Med. Chem.* 1981, **24**, 1230.
1857. Eiden, F.; Winkler, W. *Arch. Pharm. (Weinheim, Ger.)* 1987, **320**, 451.
1858. Wunsch, B.; Zott, M.; Höfner, G. *Arch. Pharm. (Weinheim, Ger.)* 1992, **325**, 733.
1859. Williams, R. M.; Ehrlich, P. P.; Zhai, W.; Hendrix, J. J. *Org. Chem.* 1987, **52**, 2615.
1860. Jiang, J. B.; Hanson, R. N.; Portoghese, P. S.; Takemori, A. E. *J. Med. Chem.* 1977, **20**, 1100.
1861. Portoghese, P. S.; Larson, D. L.; Jiang, J. B.; Takemori, A. E.; Caruso, T. P. *J. Med. Chem.* 1979, **22**, 598.
1862. Sher, P. M.; Kronenthal, D. R. *J. Labeled Comp. Radiopharm.* 1997, **39**, 21.
1863. Sugawara, F.; Kuzuhara, H. *Agric. Biol. Chem.* 1981, **45**, 301.
1864. Schnur, R. C.; Corman, M. L.; Gallaschun, R. J.; Cooper, B. A.; Dee, M. F.; Doty, J. L.; Muzzi, M. L.; DiOrio, C. I.; Barbacci, E. G.; Miller, P. E.; Pollack, V. A.; Savage, D. M.; Sloan, D. E.; Pustilnik, L. R.; Moyer, J. D.; Moyer, M. P. *J. Med. Chem.* 1995, **38**, 3813.
1865. Maier, R.; Woitun, E.; Reuter, A.; Reuter, W.; Wetzell, B. *J. Antibiotics* 1981, **34**, 16.
1866. Treiber, L. R.; Arison, B. H.; Doss, G. A.; Huang, L.; MacConnell, J. G.; Miller, R. R.; Stearns, R. A. *Experientia* 1995, **51**, 252.
1867. Martin, O. R.; Liu, L.; Yang, F. *Tetrahedron Lett.* 1996, **37**, 1991.
1868. Kondo, S.; Shibahara, S.; Usui, T.; Kudo, T.; Tamura, A.; Gomi, S.; Ikeda, Y.; Ikeda, D.; Takeuchi, T. *J. Antibiot.* 1993, **46**, 531.
1869. Kondo, S.; Ikeda, Y.; Ikeda, D.; Takeuchi, T.; Usui, T.; Ishii, M.; Kudo, T.; Gomi, S.; Shibahara, S. *J. Antibiot.* 1994, **47**, 821.
1870. Mrozik, H.; Eskola, P.; Linn, B. O.; Lusi, A.; Shih, T. L.; Tischler, M.; Waksmunski, F. S.; Wyvratt, M. J.; Hilton, N. J.; Anderson, T. E.; Babu, J. R.; Dybas, R. A.; Preiser, F. A.; Fisher, M. H. *Experientia* 1989, **45**, 315.
1871. Khomutov, R. M.; Osipova, T. I.; Zukov, Y. N.; Gandurina, I. A. *Izv. Acad. Nauk SSSR, Ser. Khim.* 1979, 2118; *Chem. Abstr.* 1980, **92**, 58881.
1872. Bates, H. A.; Kaushal, A.; Deng, P.-N.; Sciaky, D. *Biochemistry* 1984, **23**, 3287.
1873. Ambrose-Griffin, M. C.; Danson, M. J.; Griffin, W. G.; Hale, G.; Perham,

- R. N. Biochem. J. 1980, **187**, 393.
1874. Büttner, U.; Ochs, S.; Severin, T. Carbohydr. Res. 1996, **291**, 175.
1875. Almenoff, J.; Orłowski, M. Biochemistry, 1983, **22**, 590.
1876. Miller, S. P. F.; Thompson, J. J. Biol. Chem. 1987, **262**, 16109.
1877. Khomutov, R. M.; Osipova, T. I. Izv. Acad. Nauk SSSR, Ser. Khim. 1979, 1110; Chem. Abstr. 1979, **91**, 141158.
1878. de Jong, F.; van Zon, A.; Reinhoudt, D. N.; Torny, G. J.; Tomassen, H. P. M. Recl. Trav. Chim. Pays-Bas 1983, **102**, 164; Chem. Abstr. 1983, **99**, 70686.
1879. Kaneko, C.; Chiba, J.; Toyota, A.; Sato, M. Chem. Pharm. Bull. 1995, **43**, 760.
1880. Wolfe, S.; Bowers, R. J.; Lowe, D. A.; Morin, R. B. Can. J. Chem. 1982, **60**, 355.
1881. Baldwin, J. E.; Wan, T. S. Tetrahedron 1981, **37**, 1589.
1882. Shelton, M. C.; Cotterill, I. C.; Novak, S. T. A.; Poonawala, R. M.; Sudarshan, S.; Toone, E. J. J. Am. Chem. Soc. 1996, **118**, 2117.
1883. Hermes, J. D.; Weiss, P. W.; Cleland, W. W. Biochemistry 1985, **24**, 2959.
1884. Shi, G.; Cao, Z. J. Chem. Soc., Chem. Commun. 1995, 1969.
1885. Westerberg, D. A.; Carney, P. L.; Rogers, P. E.; Kline, S. J.; Johnson, D. K. J. Med. Chem. 1989, **32**, 236.
1886. Evidente, A.; Marino, G.; Randazzo, G.; Sannia, G.; Bertucci, C.; Rosini, C. Chem. Scr. 1986, **26**, 359; Chem. Abstr. 1987, **106**, 98928.
1887. Turnbull, J.; Cleland, W. W.; Morrison, J. F. Biochemistry 1990, **29**, 10245.
1888. Watthey, J. W. H.; Stanton, J. L.; Desai, M.; Babiarz, J. E.; Finn, B. M. J. Med. Chem. 1985, **28**, 1511.
1889. Orłowski, M.; Michaud, C.; Molineaux, C. J. Biochemistry 1988, **27**, 597.
1890. Hoshino, T.; Kojima, Y.; Hayashi, T.; Uchiyama, T.; Kaneko, K. Biosci., Biotechnol., Biochem. 1993, **57**, 775.
1891. Tufariello, J. J.; Pinto, D. J. P.; Milowsky, A. S.; Reinhardt, D. V. Tetrahedron Lett. 1987, **28**, 5481.
1892. Cox, R. J.; Sherwin, W. A.; Lam, L. K. P.; Vederas, J. C. J. Am. Chem. Soc. 1996, **118**, 7449.
1893. Wyvrat, M. J.; Tristram, E. W.; Ikeler, T. J.; Lohr, N. S.; Joshua, H.; Springer, J. P.; Arison, B. H.; Patchett, A. A. J. Org. Chem. 1984, **49**, 2816.
1894. Suh, J. T.; Regan, J. R.; Skiles, J. W.; Barton, J.; Piwinski, J. J.; Weinryb, I.; Schwab, A.; Samuels, A. I.; Mann, W. S.; Smith, R. D.; Wolf, P. S.; Khandwala, A. Eur. J. Med. Chem.-Chem. Ther. 1985, **20**, 563.

1895. Cronin, J. R.; Yuen, G. U., Pizzarello, S. *Anal. Biochem.* 1982, **124**, 139
1896. Schulte, M. K.; Whittemore, E. R.; Koerner, J. F.; Johnson, R. L. *Brain Res.* 1992, **582**, 291.
1897. Crossley, M. J.; Fisher, M. L.; Potter, J. J.; Kuchel, P. W.; York, M. J. *J. Chem. Soc., Perkin Trans. 1* 1990, 2363.
1898. Ohno, M.; Kobayashi, S.; Izawa, T.; Wang, Y. F. *Nippon Kagaku Kaishi* 1983, 1299; *Chem. Abstr.* 1984, **100**, 85460.
1899. Jang, J.; Lee, Y.; Ahn, Y. *Bull. Korean Chem. Soc.* 1997, **18**, 254; *Chem. Abstr.* 1997, **126**, 305759.
1900. Roubard, V.; Mercier, A.; Olive, G.; Le Moigne, F.; Tordo, P. *J. Chem. Soc., Perkin Trans. 2* 1997, 1827.
1901. Williams, D. E.; Burgoyne, D. L.; Rettig, S. J.; Andersen, R. J.; Fathi-Afshar, Z. R.; Allen, T. M. *J. Nat. Prod.* 1993, **56**, 545.
1902. Kikta, E. J., Jr.; Bieron, J. F. *Org. Magn. Reson.* 1976, **8**, 192.
1903. Ohno, M.; Kobayashi, S.; Iimori, T.; Wang, Y.-F.; Izawa, T. *J. Am. Chem. Soc.* 1981, **103**, 2405.
1904. Heathcock, C. H.; Jennings, R. A.; von Geldern, T. W. *J. Org. Chem.* 1983, **48**, 3428.
1905. Hashiguchi, S.; Kawada, A.; Natsugari, H. *J. Chem. Soc., Perkin Trans. 1* 1991, 2435.
1906. Poindexter, G. S.; Foley, M. A.; Macdonald, J. E.; Sarmiento, J. G.; Bryson, C.; Goggins, G. D.; Cavanagh, R. L.; Buyniski, J. P. *Bioorg. Med. Chem. Lett.* 1993, **3**, 2817.
1907. Setoi, H.; Kayakiri, H.; Hashimoto, M. *Chem. Pharm. Bull.* 1989, **37**, 1126.
1908. Huber, I.; Fülöp, F.; Kóbor, J.; Bernáth, G. *Acta Chim. Hung.* 1991, **128**, 375; *Chem. Abstr.* 1991, **115**, 158927.
1909. Burgess, L. E. *Synth. Commun.* 1997, **27**, 2181.
1910. Avramoff, M. *Eur. J. Med. Chem.-Chim. Ther.* 1981, **16**, 199.
1911. Curran, D. P.; Liu, H. *J. Chem. Soc., Perkin Trans. 1* 1994, 1377.
1912. LeBoulluec, K. L.; Mattson, R. J.; Mahle, C. D.; McGovern, R. T.; Nowak, H. P.; Gentile, A. J. *Bioorg. Med. Chem. Lett.* 1995, **5**, 123.
1913. Quirante, J.; Escolano, C.; Bosch, J.; Bonjoch, J. *J. Chem. Soc., Chem. Commun.* 1995, 2141.
1914. Quirante, J.; Escolano, C.; Merino, A.; Bonjoch, J. *J. Org. Chem.* 1998, **63**, 968.
1915. Wustrow, D.; Belliotti, T.; Glase, S.; Kesten, S. R.; Johnson, D.; Colbry, N.; Rubin, R.; Blackburn, A.; Akunne, H.; Corbin, A.; Davis, M. D.; Georgic, L.; Whetzel, S.; Zoski, K.; Heffner, T.; Pugsley, T.; Wise, L. J. *Med. Chem.* 1998, **41**, 760.

1916. Oh, C.-Y.; Kim, K.-S.; Ham, W.-H. *Tetrahedron Lett.* 1998, **39**, 2133.
1917. Camps, P.; Muñoz-Torrero, D.; Pérez, F. J. *Chem. Res. (S)* 1995, 232.
1918. Albert, J. S.; Peczu, M. W.; Hamilton, A. D. *Bioorg. Med. Chem.* 1997, **5**, 1455.
1919. Cauquil-Caubère, I.; Kamenka, J.-M. *Eur. J. Med. Chem.* 1998, **33**, 867.
1920. Banert, K.; Kirmse, W.; Wroblowsky, H.-J. *Chem. Ber.* 1983, **116**, 3591.
1921. Maskill, H.; Wilson, A. A. *J. Chem. Soc., Perkin Trans. 2* 1984, 119.
1922. Kelly, H. A.; Bolton, R.; Brown, S. A.; Coote, S. J.; Dowle, M.; Dyer, U.; Finch, H.; Golding, D.; Lowdon, A.; McLaren, J.; Montana, J. G.; Owen, M. R.; Pegg, N. A.; Ross, B. C.; Thomas, R.; Walker, D. A. *Tetrahedron Lett.* 1998, **39**, 6979.
1923. Ochiai, M.; Iwaki, S.; Takaoka, Y.; Nagao, Y. *Organometallics* 1989, **8**, 1751.
1924. Sosnovsky, G.; Paul, B. D. *J. Med. Chem.* 1984, **27**, 782.
1925. Hamada, K.; Iijima, T.; McGregor, R. J. *Poly. Sci.: Polym. Phys. Ed.* 1988, **26**, 421.
1926. Nakatsuji, S.; Anzai, H. *J. Mater. Chem.* 1997, **7**, 2161.
1927. Nakatsuji, S.; Takai, A.; Nishikawa, K.; Morimoto, Y.; Yasuoka, N.; Suzuki, K.; Enoki, T.; Anzai, H. *J. Mater. Chem.* 1999, **9**, 1747.
1928. Krishna, M. C.; DeGraff, W.; Hankovszky, O. H.; Sár, C. P.; Kálai, T.; Jekö, J.; Russo, A.; Mitchell, J. B.; Hideg, K. *J. Med. Chem.* 1998, **41**, 3477.
1929. Sinha, B. K.; Chignell, C. F. *J. Med. Chem.* 1975, **18**, 669.
1930. Skiles, J. W.; Miao, C.; Sorcek, R.; Jacober, S.; Mui, P. W.; Chow, G.; Weldon, S. M.; Possanza, G.; Skoog, M.; Keirns, J.; Letts, G.; Rosenthal, A. S. *J. Med. Chem.* 1992, **35**, 4795.
1931. Hamer, N. K. *J. Chem. Soc., Chem. Commun.* 1990, 102.
1932. Lewin, A.; Sun, G.; Fudala, L.; Navarro, H.; Zhou, L.-M.; Popik, P.; Faynsteyn, A.; Skolnick, P. *J. Med. Chem.* 1998, **41**, 988.
1933. Glase, S. A.; Corbin, A. E.; Pugsley, T. A.; Heffner, T. G.; Wise, L. D. *J. Med. Chem.* 1995, **38**, 3132.
1934. Nerenberg, J. B.; Erb, J. M.; Thompson, W. J.; Lee, H.-Y.; Guare, J. P.; Munson, P. M.; Bergman, J. M.; Huff, J. R.; Broten, T. P.; Chang, R. S. L.; Chen, T. B.; O'Malley, S.; Schorn, T. W.; Scott, A. L. *Bioorg. Med. Chem. Lett.* 1998, **8**, 2467.
1935. Bourzat, J.-D.; Vuilhorgne, M.; Rivory, L. P.; Robert, J.; Commerçon, A. *Tetrahedron Lett.* 1996, **37**, 6327.
1936. Perrin, C. L.; Fabian, M. A. *Anal. Chem.* 1996, **68**, 2127.
1937. Kozikowski, A. P.; Schmiesing, R. J. *J. Chem. Soc., Chem. Commun.* 1979, 106.

1938. Kozikowski, A. P.; Schmiesing, R. J. *J. Org. Chem.* 1983, **48**, 1000.
1939. Fifer, E. K.; Davis, W. M.; Borne, R. F. *Eur. J. Med. Chem.-Chim. Ther.* 1984, **19**, 519.
1940. Stjernlöf, P.; Ennis, M. D.; Hansson, L. O.; Hoffman, R. L.; Ghazal, N. B.; Sundell, S.; Smith, M. W.; Svensson, K.; Carlsson, A.; Wikström, H. J. *Med. Chem.* 1995, **38**, 2202.
1941. Tschaen, D. M.; Abramson, L.; Cai, D.; Desmond, R.; Dolling, U.-H.; Frey, L.; Karady, S.; Shi, Y.-J.; Verhoeven, T. R. *J. Org. Chem.* 1995, **60**, 4324.
1942. Nichols, D. E.; Cassady, J. M.; Persons, P. E.; Yeung, M. C.; Clemens, J. A.; Smalstig, E. B. *J. Med. Chem.* 1989, **32**, 2128.
1943. Ashraf, S. A.; Kane-Maguire, L. A. P.; Pyne, S. G.; Wallace, G. G. *Macromolecules* 1994, **27**, 8737.
1944. Liu, J. H.; Kondo, K.; Takemoto, K. *Makromol. Chem.* 1984, **185**, 2125.
1945. Sasaki, T.; Eguchi, S.; Suzuki, T. *J. Org. Chem.* 1982, **47**, 5250.
1946. Murray, R. K., Jr.; Morgan, T. K., Jr.; Babiak, K. A. *J. Org. Chem.* 1975, **40**, 1079.
1947. Wright, G. D.; Parent, T.; Honek, J. F. *Biochim. Biophys. Acta* 1990, **1040**, 95.
1948. D'Ambra, T. E.; Estep, K. G.; Bell, M. R.; Eissenstat, M. A.; Josef, K. A.; Ward, S. J.; Haycock, D. A.; Baizman, E. R.; Casiano, F. M.; Beglin, N. C.; Chippari, S. M.; Grego, J. D.; Kullnig, R. K.; Daley, G. T. *J. Med. Chem.* 1992, **35**, 124.
1949. Oliver, D. W.; Dekker, T. G.; Snyckers, F. O. *Eur. J. Med. Chem.* 1991, **26**, 375.
1950. Grunewald, G. L.; Reitz, T. J.; Hallett, A.; Rutledge, C. O.; Vollmer, S.; Archuleta, J. M., III; Ruth, J. A. *J. Med. Chem.* 1980, **23**, 614.
1951. Ablordeppey, S. Y.; El-Ashmawy, M.; Fischer, J. B.; Glennon, R. A. *Eur. J. Med. Chem.* 1998, **33**, 625.
1952. Sauers, R. R.; Zampino, M.; Stockl, M.; Ferentz, J.; Shams, H. *J. Org. Chem.* 1983, **48**, 1862.
1953. Lavey, B. J.; Janda, K. D. *J. Org. Chem.* 1996, **61**, 7633.
1954. Perez, F.; Rosell, G.; Mauleon, D.; Carganico, G. *Il Farmaco* 1991, **46**, 1155; *Chem. Abstr.* 1992, **116**, 227653.
1955. Makosza, M.; Stalewski, J.; Wojciechowski, K.; Danikiewicz, W. *Tetrahedron* 1997, **53**, 193.
1956. Wunsch, B.; Zott, M.; Höfner, G. *Liebigs Ann. Chem.* 1992, 1225.
1957. Bagley, J. R.; Wilhelm, J. A. *J. Labeled Comp. Radiopharm.* 1992, **31**, 945.
1958. Mott, J.; Remers, W. A. *J. Med. Chem.* 1978, **21**, 493.

1959. Ward, T. J.; Warreallow, G. J.; Stirrup, J. A.; Lattimer, N.; Rhodes, K. F. J. *Med. Chem.* 1989, **32**, 179.
1960. Kassiou, M.; Nguyen, V. H.; Knott, R.; Christie, M. J.; Hambley, T. W. *Bioorg. Med. Chem. Lett.* 1996, **6**, 595.
1961. Liu, X.; Kassiou, M.; Christie, M. J. *Aust. J. Chem.* 1999, **52**, 653.
1962. Schuster, D. I.; Katerinopoulus, H. E.; Holden, W. L.; Narula, A. P. S.; Libes, R. B.; Murphy, R. B. *J. Med. Chem.* 1982, **25**, 850.
1963. Azzouzi, A.; Perrin, B.; Sinibaldi, M.-E.; Gramain, J.-C.; Lavaud, C. *Tetrahedron Lett.* 1993, **34**, 5451.
1964. Azzouzi, A.; Perrin, B.; Sinibaldi, M.-E.; Gardette, D.; Lavaud, C.; Vallée-Goyet, D.; Gramain, J.-C.; Kerbal, A. *Bull. Soc. Chim. Fr.* 1995, **132**, 681.
1965. Taylor, R. J. K.; Turner, S. M.; Horwell, D. C.; Howarth, O. W.; Mahon, M. F.; Molloy, K. C. *J. Chem. Soc., Perkin Trans. I* 1990, 2145.
1966. Campbell, A. L.; Leader, H. N.; Spencer, C. L.; McChesney, J. D. *J. Org. Chem.* 1979, **44**, 2746.
1967. Rico, B.; Gálvez, E.; Izquierdo, M. L.; Arias, M. S.; Orjales, A.; Berisa, A.; Labeaga, L. J. *Heterocycl. Chem.* 1994, **31**, 313.
1968. Tomioka, H.; Yamada, S.; Hirai, K. *J. Org. Chem.* 1995, **60**, 1298.
1969. Dhainaut, A.; Regnier, G.; Tizot, A.; Pierre, A.; Leonce, S.; Guilbaud, N.; Kraus-Berthier, L.; Atassi, G. *J. Med. Chem.* 1996, **39**, 4099.
1970. Ariga, K.; Anslyn, E. V. *J. Org. Chem.* 1992, **57**, 417.
1971. Umezawa, B.; Hoshino, O.; Sawaki, S.; Sashida, H.; Mori, K.; Hamada, Y.; Kotera, K.; Iitaka, Y. *Tetrahedron* 1984, **40**, 1783.
1972. Umezawa, B.; Hoshino, O.; Sawaki, S.; Sashida, H.; Mori, K. *Heterocycles* 1979, **12**, 1475.
1973. Fernandez, M. J.; Huertas, R. M.; Galvez, E. *J. Mol. Struct.* 1991, **246**, 359.
1974. Fernández, M. J.; Huertas, R. M.; Gálvez, E.; Orjales, A.; Berisa, A.; Labeaga, L.; Gago, F.; Fonseca, I.; Sanz-Aparicio, J.; Cano, F. H.; Albert, A.; Fayos, J. *J. Chem. Soc., Perkin Trans. 2* 1992, 687.
1975. Borne, R. F.; Fifer, E. K.; Waters, I. W. *J. Med. Chem.* 1984, **27**, 1271.
1976. McDermott, T. S.; Mortlock, A. A.; Heathcock, C. H. *J. Org. Chem.* 1996, **61**, 700.
1977. Barrett, A. G. M.; Boys, M. L.; Boehm, T. L. *J. Chem. Soc., Chem. Commun.* 1994, 1881.
1978. Barrett, A. G. M.; Boys, M. L.; Boehm, T. L. *J. Org. Chem.* 1996, **61**, 685.
1979. Wustrow, D. J.; Wise, L. D.; Cody, D. M.; MacKenzie, R. G.; Georgic, L. M.; Pugsley, T. A.; Heffner, T. G. *J. Med. Chem.* 1994, **37**, 4251.
1980. Schultz, A. G.; Wang, A.; Alva, C.; Sebastian, A.; Glick, S. D.; Deecher,

- D. C.; Bidlack, J. M. *J. Med. Chem.* 1996, **39**, 1956.
1981. Luppa, P.; Birkmayer, C.; Hauptmann, H. *Bioconjugate Chem.* 1994, **5**, 167.
1982. Canney, D. J.; Kung, M.-P.; Kung, H. F. *Nucl. Med. Biol.* 1995, **22**, 527.
1983. Lin, C.-H.; Ennis, M. D.; Hoffman, R. L.; Phillips, G.; Haadisma-Svensson, S. R.; Ghazal, N. B.; Chidester, C. G. *J. Heterocycl. Chem.* 1994, **31**, 129.
1984. Wada, K. *Agric. Biol. Chem.* 1978, **42**, 787.
1985. Fleming, I.; Henning, R.; Parker, D. C.; Plaut, H. E.; Sanderson, P. E. *J. Chem. Soc., Perkin Trans. 1* 1995, 317.
1986. Vaillancourt, V.; Albizati, K. F. *J. Am. Chem. Soc.* 1993, **115**, 3499.
1987. Spyriounis, D. M.; Tani, E.; Rekka, E.; Demopoulos, V. J.; Kourounakis, P. N. *Eur. J. Med. Chem.* 1993, **28**, 521.
1988. Abraham, J.; Jindal, D. P.; Singh, H.; Patnaik, G. K.; Srimal, R. C. *Indian J. Chem., Sect. B* 1992, **31**, 566; *Chem. Abstr.* 1993, **118**, 213334.
1989. Banwell, M. G.; Fam, M.-A.; Gable, R. W.; Hamel, E. *J. Chem. Soc., Chem. Commun.* 1994, 2647.
1990. Tiefenauer, L. X.; Bodmer, D. M.; Frei, W.; Andres, R. Y. *J. Steroid Biochem.* 1989, **32**, 251.
1991. Adamczyk, M.; Grote, J. *Bioorg. Med. Chem. Lett.* 1999, **9**, 771.
1992. Adamczyk, M.; Grote, J. *Steroids* 1996, **61**, 562.
1993. Szántay, C.; Kardos-Balogh, Z.; Moldvai, I.; Szántay, C., Jr.; Temesvári-Major, E.; Blaskó, G. *Tetrahedron* 1996, **52**, 11053.
1994. Pirkle, W. H.; Liu, Y. *J. Org. Chem.* 1994, **59**, 6911.
1995. Schneider, S.; Schramm, U.; Schreyer, A.; Buscher, H.-P.; Gerok, W.; Kurz, G. *J. Lipid Res.* 1991, **32**, 1755.
1996. Dev, S. *Proc. Indian Acad. Sci. (Chem Sci.)* 1984, **93**, 1015; *Chem. Abstr.* 1984, **101**, 230833.
1997. Desai, M. C.; Singh, J.; Chawla, H. P. S.; Dev, S. *Tetrahedron* 1981, **37**, 2935.
1998. Jones, S. R.; Kinney, W. A.; Zhang, X.; Jones, L. M.; Selinsky, B. S. *Steroids* 1996, **61**, 565.
1999. Zhang, X.; Rao, M. N.; Jones, S. R.; Shao, B.; Feibush, P.; McGuigan, M.; Tzodikov, N.; Feibush, B.; Sharkansky, I.; Snyder, B.; Mallis, L. M.; Sarkahian, A.; Wilder, S.; Turse, J. E.; Kinney, W. A.; Kjærsgaard, H. J.; Michalak, R. S. *J. Org. Chem.* 1998, **63**, 8599.
2000. Kim, D. H. S. L.; Pezzuto, J. M.; Pisha, E. *Bioorg. Med. Chem. Lett.* 1998, **8**, 1707.
2001. Pechulis, A. D.; Bellevue, F. H., III; Cioffi, C. L.; Trapp, S. G.; Fojtik, J. P.; McKitty, A. A.; Kinney, W. A.; Frye, L. L. *J. Org. Chem.* 1995, **60**,

- 5121.
2002. Galzi, J.-L.; Mejean, A.; Ilien, B.; Mollereau, C.; Meunier, J.-C.; Goeldner, M.; Hirth, C. J. *Med. Chem.* 1990, **33**, 2456.
2003. Ciszewska, G.; Pfefferkorn, H.; Tang, Y. S.; Jones, L.; Tarapata, R.; Sunay, U. B. J. *Labeled Comp. Radiopharm.* 1997, **39**, 651.
2004. Kelley, J. L.; McLean, E. W.; Ferris, R. M.; Howard, J. L. J. *Med. Chem.* 1990, **33**, 1910.
2005. Pickard, S. T.; Smith, H. E. J. *Am. Chem. Soc.* 1990, **112**, 5741.
2006. Noggle, F. T., Jr.; Clark, C. R.; DeRuiter, J. J. *Liq. Chromatogr.* 1989, **12**, 431.
2007. DeRuiter, J.; Clark, C. R.; Noggle, F. T., Jr. *J. Chromatogr. Sci.* 1990, **28**, 129.
2008. Wulff, G.; Gimpel, J.; Feld, J.; Hufnagel, I. *Makromol. Chem.* 1982, **183**, 2459.
2009. Holzgrabe, U.; Inkmann, E. *Arch. Pharm. (Weinheim, Ger.)* 1993, **326**, 209.
2010. Boschman, T. A. C.; de Winter, M. L. *Eur. J. Med. Chem.-Chim. Ther.* 1980, **15**, 351.
2011. Kaufman, T. S. *Synth. Commun.* 1992, **22**, 1913.
2012. Seeman, J. I.; Secor, H. V.; Armstrong, D. W.; Timmons, K. D.; Ward, T. J. *Anal. Chem.* 1988, **60**, 2120.
2013. Hecht, S. S.; Chen, C. B.; Hoffmann, D. *Tetrahedron Lett.* 1976, 593.
2014. Hocek, M.; Holý, A. *Collect. Czech. Chem. Commun.* 1996, **61**, S55; *Chem. Abstr.* 1996, **125**, 329229.
2015. Hocek, M.; Masojídková, M.; Holý, A. *Tetrahedron* 1997, **53**, 2291.
2016. Miltz, W.; Zierhut, W.; Buccheri, E.; Schultz, R.; Stirnimann, R. *Bioorg. Med. Chem. Lett.* 1993, **3**, 1233.
2017. Kerdesky, F. A. J.; Schmidt, S. P.; Holms, J. H.; Dyer, R. D.; Carter, G. W.; Brooks, D. W. J. *Med. Chem.* 1987, **30**, 1177.
2018. Gillaspay, M. L.; Lefker, B. A.; Hada, W. A.; Hoover, D. J. *Tetrahedron Lett.* 1995, **36**, 7399.
2019. Kawaguchi, M.; Hayashi, O.; Kanamoto, M.; Hamada, M.; Yamamoto, Y.; Oda, J. *Agric. Biol. Chem.* 1987, **51**, 435.
2020. Yoshifuji, M.; Sangu, S.; Kamijo, K.; Toyota, K. *J. Chem. Soc., Chem. Commun.* 1995, 297.
2021. Röder, E.; Focken, P. *Arch. Pharm. (Weinheim, Ger.)* 1979, **312**, 623.
2022. Fray, A. H.; Augeri, D. J.; Kleinman, E. F. J. *Org. Chem.* 1988, **53**, 896.
2023. Spyriounis, D. M.; Pelecanou, M.; Stassinopoulou, C. I.; Raptopoulou, C. P.; Terzis, A.; Chiotellis, E. *Inorg. Chem.* 1995, **34**, 1077.
2024. Stirchak, E. P.; Summerton, J. E.; Weller, D. D. *Nucleic Acids Res.*

- 1989, **17**, 6129.
2025. Olsuf'eva, E. N.; Todorova, N. P.; Yartseva, I. V.; Rozinov, B. V.; Shepelevtseva, N. G.; Preobrazhenskaya, M. N. *Bioorg. Khim.* 1989, **15**, 1569; *Chem. Abstr.* 1990, **112**, 197918.
2026. Du, M.; Hindsgaul, O. *Synlett* 1997, 395.
2027. Reitz, A. B.; Goodman, M. G.; Pope, B. L.; Argentieri, D. C.; Bell, S. C.; Burr, L. E.; Chourmouzis, E.; Come, J.; Goodman, J. H.; Klaubert, D. H.; Maryanoff, B. E.; McDonnell, M. E.; Rampulla, M. S.; Schott, M. R.; Chen, R. J. *Med. Chem.* 1994, **37**, 3561.
2028. Kim, B. M.; Guare, J. P.; Hanifin, C. M.; Arford-Bickerstaff, D. J.; Vacca, J. P.; Ball, R. G. *Tetrahedron Lett.* 1994, **35**, 5153.
2029. Atkinson, I. M.; Carroll, A. R.; Janssen, R. J. A.; Lindoy, L. F.; Matthews, O. A.; Meehan, G. V. *J. Chem. Soc., Perkin Trans.* **1** 1997, 295.
2030. Janssen, R. J. A.; Lindoy, L. F.; Matthews, O. A.; Meehan, G. V.; Sobolev, A. N.; White, A. H. *J. Chem. Soc., Chem. Commun.* 1995, 735.
2031. Wang, H.; Weller, D. D. *Tetrahedron Lett.* 1991, **32**, 7385.
2032. Meyers, A. I.; Nguyen, T. H. *Tetrahedron Lett.* 1995, **36**, 5873.
2033. Adamczyk, M.; Grote, J.; Mattingly, P. G. *Steroids* 1995, **60**, 753.
2034. Lingwood, C. A.; Soldin, S.; Nutikka, A. *Anal. Lett.* 1988, **21**, 813.
2035. Bachrach, A.; Zilkha, A. *Eur. Polym. J.* 1984, **20**, 493.
2036. Kuwahara, R.; Tsuchiya, T. *Carbohydr. Res.* 1996, **293**, 15.
2037. Reitz, A. B.; Baxter, E. W. *Tetrahedron Lett.* 1990, **31**, 6777.
2038. Baxter, E. W.; Reitz, A. B. *Bioorg. Med. Chem. Lett.* 1992, **2**, 1419.
2039. Leete, E.; Isaacson, H. V.; Durst, H. D. *J. Labeled Comp. Radiopharm.* 1971, **7**, 313.
2040. Furneaux, R. H.; Gainsford, G. J.; Lynch, G. P.; Yorke, S. C. *Tetrahedron* 1993, **49**, 9605.
2041. Yokoyama, M.; Akiba, T.; Ochiai, Y.; Momotake, A.; Togo, H. *J. Org. Chem.* 1996, **61**, 6079.
2042. Solé, D.; Bosch, J.; Bonjoch, J. *Tetrahedron* 1996, **52**, 4013.
2043. Bonjoch, J.; Solé, D.; Bosch, J. *J. Am. Chem. Soc.* 1993, **115**, 2064.
2044. Bonjoch, J.; Solé, D.; García-Rubio, S.; Bosch, J. *J. Am. Chem. Soc.* 1997, **119**, 7230.
2045. Johnson, C. R.; Golebiowski, A.; Schoffers, E.; Sundram, H.; Braun, M. P. *Synlett* 1995, 313.
2046. Bonjoch, J.; Solé, D.; Cuesta, X. *Heterocycles* 1997, **45**, 315.
2047. Johnson, C.R.; Nerurkar, B. M.; Golebiowski, A.; Sundram, H.; Esker, J. L. *J. Chem. Soc., Chem. Commun.* 1995, 1139.
2048. Miki, Y.; Hachiken, H.; Yoshikawa, M.; Takemura, S.; Ikeda, M.

- Heterocycles 1991, **32**, 655.
2049. Braconnier, M. F.; Braekman, J. C.; Daloze, D. Bull. Soc. Chim. Belg. 1985, **94**, 605; Chem. Abstr. 1986, **104**, 224771.
2050. Matos, C. R. R.; Lopes, R. S. C.; Lopes, C. C. Synthesis 1999, 571.
2051. Mehta, G.; Prabhakar, C. J. Org. Chem. 1995, **60**, 4638.
2052. Abe, K.; Tsugoshi, T.; Nakamura, N. Bull. Chem. Soc. Jpn. 1984, **57**, 3351.
2053. Abe, D.; Okumura, H.; Tsugoshi, T.; Nakamura, N. Synthesis 1984, 597.
2054. Leete, E. J. Org. Chem. 1976, **41**, 3438.
2055. Johnson, C. R.; Golebiowski, A.; Schoffers, E.; Sundram, H.; Braun, M. P. Synlett 1995, 872.
2056. Jones, T. H.; Blum, M. S.; Howard, R. W.; McDaniel, C. A.; Fales, H. M.; DuBois, M. B.; Torres, J. J. Chem. Ecol. 1982, **8**, 285.
2057. Schneider, W.; Krombholz, G. Arch. Pharm. (Weinheim, Ger.) 1980, **313**, 487.
2058. Martin, O. R.; Saavedra, O. M. Tetrahedron Lett. 1995, **36**, 799.
2059. Leeuwenburgh, M. A.; Picasso, S.; Overleef, H. S.; van der Marel, G.; Vogel, P.; van Boom, J. H. Eur. J. Org. Chem. 1999, 1185.
2060. Hultin, P. G.; Szarek, W. A. Can. J. Chem. 1994, **72**, 1978.
2061. Franzyk, H.; Frederiksen, S. M.; Jensen, S. R. J. Nat. Prod. 1997, **60**, 1012.
2062. Dhavale, D. D.; Saha, N. N.; Desai, V. N. J. Org. Chem. 1997, **62**, 7482.
2063. Johnson, J. V.; Rauckman, B. S.; Baccanari, D. P.; Roth, B. J. Med. Chem. 1989, **32**, 1942.
2064. Stevens, A. C.; Frutos, R. P.; Harvey, D. F.; Brian, A. A. Bioconjugate Chem. 1993, **4**, 19.
2065. Variyar, P. S.; Bandyopadhyay, C. Ind. J. Chem. 1995, **34B**, 911.
2066. Moron, J.; Huel, C.; Bisagni, E. Heterocycles 1993, **36**, 2753.
2067. Rhee, C. K.; Levy, L. A.; London, R. E. Bioconjugate Chem. 1995, **6**, 77.
2068. Cai, J.; Davison, B. E.; Ganellin, C. R.; Thaisrivongs, S.; Wibley, K. S. Carbohydr. Res. 1997, **300**, 109.
2069. Best, W. M.; Mortimer, B.-C.; Redgrave, T. G.; Stick, R. V. Aust. J. Chem. 1996, **49**, 1243.
2070. Appar, M.; Drouillard, S.; Mathieu, J. P.; Du Moulinet D'Hardemare, A.; Pasqualini, R.; Vidal, M. Appl. Radiat. Isot. 1992, **43**, 585.
2071. Cannon, J. G.; Hamer, R. L.; Ilhan, M.; Bhatnagar, R. K.; Long, J. P. J. Med. Chem. 1984, **27**, 190.
2072. Koek, J. H.; Russell, S. W.; van der Wolf, L.; Hage, R.; Warnaar, J. B.; Spek, A. L.; Kerschner, J.; DelPizzo, L. J. Chem. Soc., Dalton Trans.

- 1996, 353.
2073. Connor, D. T.; Unangst, P. C.; Schwender, C. F.; Sorenson, R. J.; Carethers, M. E.; Puchalski, C.; Brown, R. E. J. Heterocycl. Chem. 1984, **21**, 1561.
2074. Connor, D. T.; Unangst, P. C.; Schwender, C. F.; Sorenson, R. J.; Carethers, M. E.; Pulchalski, C.; Brown, R. E.; Finkel, M. P. J. Med. Chem. 1989, **32**, 683.
2075. Katritzky, A. R.; Davis, T. L.; Rewcastle, G. W.; Rubel, G. O.; Pike, M. T. Langmuir 1988, **4**, 732; Chem. Abstr. 1988, **108**, 206697.
2076. Law, H.; Leclerc, G. A.; Neumeyer, J. L. Tetrahedron: Asymmetry 1991, **2**, 989.
2077. Rollema, H.; Mastebroek, D.; Wikström, H.; Svensson, K.; Carlsson, A.; Sundell, S. J. Med. Chem. 1986, **29**, 1889.
2078. Cannon, J. G.; Kirschbaum, K. S.; Amoo, V. E. D.; Johnson, A. K.; Long, J. P. J. Med. Chem. 1993, **36**, 2416.
2079. Cannon, J. G.; Amoo, V. E. D.; Long, J. P.; Bhatnagar, R. K.; Flynn, J. R. J. Med. Chem. 1986, **29**, 2529.
2080. Cannon, J. G.; Koble-Suarez, C.; Long, J. P.; Ilhan, M.; Bhatnagar, R. K. J. Pharm. Sci. 1985, **74**, 672.
2081. Cannon, J. G.; Walker, K. A.; Montanari, A.; Long, J. P.; Flynn, J. R. J. Med. Chem. 1990, **33**, 2000.
2082. Cannon, J. G.; Jackson, H.; Long, J. P.; Leonard, P.; Bhatnagar, R. K. J. Med. Chem. 1989, **32**, 1959.
2083. Wikström, H.; Sanchez, D.; Lindberg, P.; Arvidsson, L.-E.; Hacksell, U.; Johansson, A.; Nilsson, J. L. G.; Hjorth, S.; Carlsson, A. J. Med. Chem. 1982, **25**, 925.
2084. Hacksell, U.; Arvidsson, L.-E.; Svensson, U.; Nilsson, J. L. G.; Sanchez, D.; Wikström, H.; Lindberg, P.; Hjorth, S.; Carlsson, A. J. Med. Chem. 1981, **24**, 1475.
2085. James, L. J.; Parfitt, R. T. J. Med. Chem. 1986, **29**, 1783.
2086. Morie, T.; Kato, S.; Harada, H.; Fujiwara, I.; Watanabe, K.; Matsumoto, J. J. Chem. Soc., Perkin Trans. **1** 1994, 2565.
2087. Lee, B. H.; Clothier, M. F. J. Org. Chem. 1997, **62**, 1795.
2088. Olson, G. L.; Cheung, H.-L.; Chiang, E.; Madison, V. S.; Sepinwall, J.; Vincent, G. P.; Winokur, A.; Gary, K. A. J. Med. Chem. 1995, **38**, 2866.
2089. Taylor, E. C.; Jennings, L. D.; Mao, Z.; Hu, B.; Jun, J.-G.; Zhou, P. J. Org. Chem. 1997, **62**, 5392.
2090. Newcomb, M.; Marquardt, D. J.; Deeb, T. M. Tetrahedron 1990, **46**, 2329.
2091. Matsuo, K.; Kobayashi, M.; Sugimoto, K. Heterocycles 1997, **45**, 1191.

2092. Hatakeyama, S.; Saijo, K.; Takano, S. *Tetrahedron Lett.* 1985, **26**, 865.
2093. Pirkle, W. H.; Spence, P. L. *Chirality* 1998, **10**, 430.
2094. Baens, N. P.; Compennolle, F.; Toppet, S. M.; Hoornaert, G. J. *Tetrahedron* 1993, **49**, 3193.
2095. Zhuang, Z.-P.; Kung, M.-P.; Mu, M.; Kung, H. F. *J. Med. Chem.* 1998, **41**, 157.
2096. Abell, A. D.; Phillips, A. J.; Budhia, S.; McNulty, A. M.; Neubauer, B. L. *Aust. J. Chem.* 1998, **51**, 389.
2097. da Conceicao, C. M. M.; McRitchie, J. A.; Middlemiss, D.; Proctor, G. R. *J. Chem. Res. (M)* 1995, 2161.
2098. Tietze, L.-F. *Tetrahedron Lett.* 1976, 2535.
2099. Inouye, H.; Tobita, S.; Moriguchi, M. *Chem. Pharm. Bull.* 1976, **24**, 1406.
2100. Kishi, T.; Wada, K.; Marumo, S.; Mori, K. *Agric. Biol. Chem.* 1986, **50**, 1821.